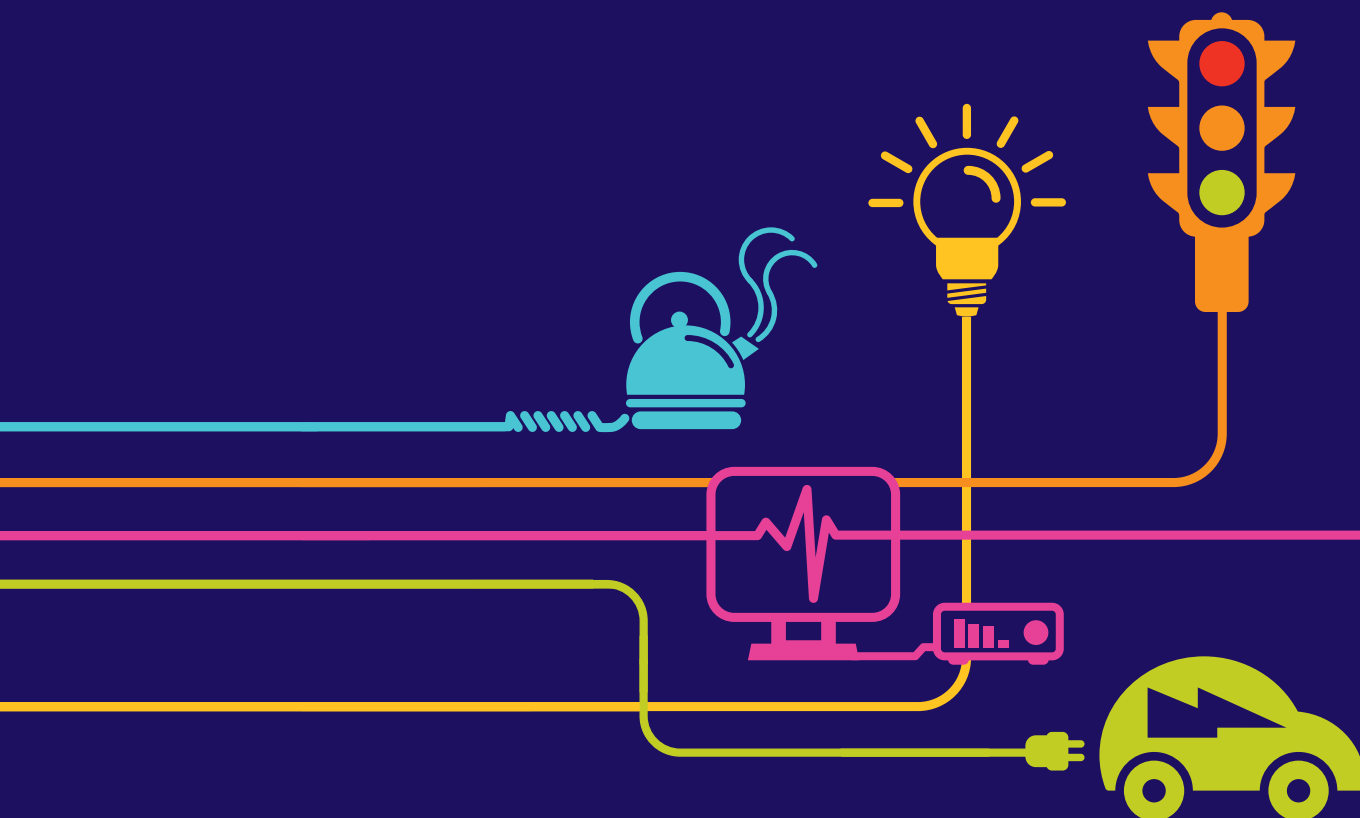


Environmental Statement Arboricultural Impact Assessment Appendices

Hinkley Point C Connection Project

*Regulation 5(2)(q) of the Infrastructure Planning
(Applications: Prescribed Forms and Procedure)
Regulations 2009*



Environmental Statement

Hinkley Point C Connection Project

5.21.2A – Arboricultural Impact Assessment- Appendices

Appendix	Title
21A	Tree Survey Data Sheets
21B	Tree Survey Data Fields
21C	Statistical Analysis of the Existing Tree Population
21D	Schedule of Species-specific In-situ Hedgerow Replacement Planting

Document Control			
Document Properties			
Organisation		National Grid	
Author		Jon Smith, TEP	
Approved By		Bobby Clayton, TEP	
Title		Environmental Statement- Arboricultural Impact Assessment- Appendices	
Document Reference		Volume 5.21.2A	
Date	Version	Status	Description/Changes
09/05/14	A	Superseded	Final version for DCO submission
05/06/15	B	Live	Updated version for submission to PINS

Appendix 21A – Tree Survey Data Sheets



Ref	Species	Height	Stem Dia.	Crown Radius (Crown spread for groups)	Maturity	Condition	BS5837 Tree Quality Assess.	Radius of RPA guide circle	BS5837 RPA Area	Estimated Remaining Contribution	TPO
	Common name/s	(m)	(mm)	(m)	Young, Middle Age, Mature	Good, Fair, Poor, Veteran	A,B,C,U (1,2,3)	(m)	(m2)	Long, Medium, Short	(Ref)

NB. The following referencing system reflects a wider survey scope than that reported on in Volume 5.21.1 Arboricultural Impact Assessment and has been retained for consistency; consequently, trees, groups and hedgerows that are no longer within influencing distance of the Order Limits no longer appear in the list below.

Trees

T1	Ash	12.0	300.0	5.0	Middle Age	Good	B1	3.6	40.7	Long	
T2	Hawthorn	5.0	200.0	3.0	Middle Age	Good	C1	2.4	18.1	Long	
T3	Hawthorn	5.0	100.0	2.0	Middle Age	Good	C1,2	1.2	4.5	Long	
T4	Ash	7.0	200.0	4.0	Middle Age	Good	B1,2	2.4	18.1	Long	
T5	Oak	6.0	200.0	3.0	Middle Age	Good	C1	2.4	18.1	Long	
T6	Willow	5.0	200.0	4.0	Middle Age	Good	A1	2.4	18.1	Long	
T7	Elm	6.0	100.0	3.0	Middle Age	Good	B1,2	1.2	4.5	Short	
T8	Willow	10.0	200.0	6.0	Middle Age	Good	A1,2	2.4	18.1	Long	
T9	Willow	11.0	200.0	6.0	Middle Age	Good	A1,2	2.4	18.1	Long	
T10	Ash	6.0	300.0	4.0	Middle Age	Good	B1	3.6	40.7	Long	
T11	Ash	9.0	200.0	4.0	Middle Age	Good	A1	2.4	18.1	Long	
T12	Willow	10.0	200.0	5.0	Middle Age	Good	A1,2	2.4	18.1	Long	
T13	Willow	9.0	200.0	4.0	Middle Age	Good	A1	2.4	18.1	Long	
T14	Willow	10.0	500.0	9.0	Middle Age	Good	B1,3	6.0	113.1	Long	
T15	Ash	7.0	200.0	4.0	Middle Age	Good	C1,3	2.4	18.1	Long	
T16	Willow	10.0	400.0	7.0	Middle Age	Good	B1,3	4.8	72.4	Long	
T17	Ash	6.0	200.0	4.0	Middle Age	Good	C1,2	2.4	18.1	Long	
T18	Ash	10.0	300.0	6.0	Middle Age	Good	C1,2	3.6	40.7	Long	
T19	Willow	8.0	300.0	4.0	Middle Age	Poor	U	0.0	0.0	Short	
T20	Willow	5.0	300.0	4.0	Middle Age	Fair	C1,3	3.6	40.7	Long	
T21	Ash	10.0	300.0	5.0	Middle Age	Good	C1,3	3.6	40.7	Long	
T22	Willow	7.0	300.0	4.0	Middle Age	Poor	U	0.0	0.0	Short	
T23	Ash	8.0	400.0	5.0	Middle Age	Fair	C1,3	4.8	72.4	Medium	
T24	Willow	8.0	300.0	5.0	Middle Age	Fair	C1,3	3.6	40.7	Long	
T25	Ash	10.0	400.0	8.0	Middle Age	Fair	C1,3	4.8	72.4	Medium	
T26	Ash	9.0	300.0	6.0	Middle Age	Good	C1,3	3.6	40.7	Long	
T27	Ash	7.0	200.0	4.0	Middle Age	Fair	C1	2.4	18.1	Medium	
T28	Ash	9.0	300.0	5.0	Middle Age	Fair	C1	3.6	40.7	Medium	
T29	Willow	5.0	400.0	5.0	Middle Age	Fair	C1,3	4.8	72.4	Long	
T30	Ash	8.0	300.0	5.0	Middle Age	Good	C1,3	3.6	40.7	Long	
T31	Ash	10.0	400.0	9.0	Middle Age	Good	B1,3	4.8	72.4	Long	
T32	Ash	6.0	100.0	3.0	Young	Good	C1	1.2	4.5	Medium	
T33	Willow	11.0	600.0	12.0	Mature	Good	A1,3	7.2	162.9	Long	
T34	Elm	6.0	100.0	2.0	Young	Good	C1	1.2	4.5	Medium	
T35	Elm	6.0	100.0	3.0	Young	Good	C1	1.2	4.5	Medium	
T36	Willow	8.0	300.0	4.0	Middle Age	Good	C1,2	3.6	40.7	Long	
T37	Elm	7.0	100.0	3.0	Young	Fair	C1	1.2	4.5	Medium	

Hinkley Point C Connection Project - Environment Statement Volume 5.21.2 Appendix 21A

Ref	Species	Height	Stem Dia.	Crown Radius (Crown spread for groups)	Maturity	Condition	BS5837 Tree Quality Assess.	Radius of RPA guide circle	BS5837 RPA Area	Estimated Remaining Contribution	TPO
	Common name/s	(m)	(mm)	(m)	Young, Middle Age, Mature	Good, Fair, Poor, Veteran	A,B,C,U (1,2,3)	(m)	(m2)	Long, Medium, Short	(Ref)
T38	Willow	9.0	400.0	9.0	Middle Age	Good	C1,2,3	4.8	72.4	Long	
T39	Elm	6.0	100.0	2.0	Young	Good	C1	1.2	4.5	Medium	
T40	Willow	7.0	200.0	4.0	Middle Age	Good	C1,2	2.4	18.1	Long	
T41	Elm	6.0	100.0	3.0	Young	Good	C1	1.2	4.5	Medium	
T42	Willow	9.0	400.0	6.0	Middle Age	Good	C1,2	4.8	72.4	Long	
T43	Willow	6.0	500.0	5.0	Middle Age	Fair	C3	6.0	113.1	Long	
T44	Willow	6.0	400.0	5.0	Middle Age	Fair	C1	4.8	72.4	Long	
T45	Willow	5.0	300.0	4.0	Middle Age	Fair	C1	3.6	40.7	Long	
T46	Willow	7.0	400.0	4.0	Middle Age	Fair	C3	4.8	72.4	Long	
T47	Willow	8.0	300.0	6.0	Middle Age	Fair	C1	3.6	40.7	Long	
T48	Ash	8.0	300.0	6.0	Middle Age	Fair	C1,3	3.6	40.7	Long	
T49	Ash	9.0	300.0	6.0	Middle Age	Good	C1,3	3.6	40.7	Long	
T50	Ash	8.0	200.0	5.0	Middle Age	Good	C1,3	2.4	18.1	Long	
T51	Willow	9.0	400.0	3.0	Middle Age	Poor	C3	4.8	72.4	Short	
T52	Ash	13.0	500.0	10.0	Middle Age	Good	A1,3	6.0	113.1	Long	
T53	Willow	4.0	100.0	3.0	Middle Age	Good	C1	1.2	4.5	Long	
T54	Willow	4.0	100.0	3.0	Young	Good	C1	1.2	4.5	Long	
T55	Willow	5.0	200.0	4.0	Middle Age	Good	C1	2.4	18.1	Long	
T56	Willow	4.0	100.0	3.0	Young	Good	C1	1.2	4.5	Long	
T57	Willow	7.0	200.0	3.0	Middle Age	Good	C1	2.4	18.1	Long	
T58	Poplar	12.0	300.0	10.0	Middle Age	Good	C1	3.6	40.7	Long	
T59	Ash	4.0	100.0	2.0	Young	Good	C1	1.2	4.5	Long	
T60	Ash	7.0	200.0	6.0	Middle Age	Fair	C1	2.4	18.1	Medium	
T61	Willow	6.0	500.0	4.0	Middle Age	Fair	C1,3	6.0	113.1	Long	
T62	Ash	8.0	300.0	6.0	Middle Age	Fair	C1	3.6	40.7	Long	
T63	Willow	6.0	500.0	5.0	Middle Age	Fair	C1,3	6.0	113.1	Long	
T64	Willow	5.0	400.0	5.0	Middle Age	Fair	C1,3	4.8	72.4	Long	
T65	Ash	8.0	200.0	4.0	Middle Age	Good	C1	2.4	18.1	Long	
T66	Willow	6.0	500.0	4.0	Middle Age	Fair	C1	6.0	113.1	Long	
T67	Elm	6.0	100.0	3.0	Young	Good	C1	1.2	4.5	Medium	
T68	Willow	5.0	400.0	4.0	Middle Age	Fair	C1,3	4.8	72.4	Long	
T69	Ash	9.0	300.0	7.0	Middle Age	Good	C1,3	3.6	40.7	Long	
T70	Ash	11.0	400.0	8.0	Middle Age	Fair	C1	4.8	72.4	Medium	
T71	Ash	11.0	400.0	5.0	Middle Age	Fair	C1	4.8	72.4	Medium	
T72	Ash	10.0	300.0	5.0	Middle Age	Fair	C1	3.6	40.7	Medium	
T73	Willow	7.0	600.0	5.0	Middle Age	Fair	C1,3	7.2	162.9	Long	
T74	Ash	7.0	300.0	3.0	Middle Age	Poor	C1	3.6	40.7	Medium	
T75	Oak	10.0	400.0	8.0	Middle Age	Good	B1,3	4.8	72.4	Long	
T76	Willow	8.0	600.0	7.0	Mature	Fair	C3	7.2	162.9	Medium	
T77	Willow	7.0	500.0	6.0	Mature	Fair	C3	6.0	113.1	Medium	
T78	Willow	7.0	700.0	6.0	Mature	Fair	C1,2	8.4	221.7	Long	
T79	Willow	7.0	500.0	5.0	Middle Age	Fair	C3	6.0	113.1	Long	
T80	Willow	7.0	500.0	5.0	Middle Age	Good	C3	6.0	113.1	Medium	
T81	Willow	7.0	500.0	4.0	Middle Age	Fair	C3	6.0	113.1	Medium	
T82	Willow	7.0	400.0	4.0	Middle Age	Fair	C3	4.8	72.4	Medium	
T83	Willow	7.0	500.0	5.0	Young	Fair	C3	6.0	113.1	Long	
T84	Willow	7.0	500.0	4.0	Middle Age	Fair	C1,3	6.0	113.1	Long	
T85	Willow	6.0	400.0	4.0	Middle Age	Fair	C1,3	4.8	72.4	Long	

Hinkley Point C Connection Project - Environment Statement Volume 5.21.2 Appendix 21A

Ref	Species	Height	Stem Dia.	Crown Radius (Crown spread for groups)	Maturity	Condition	BS5837 Tree Quality Assess.	Radius of RPA guide circle	BS5837 RPA Area	Estimated Remaining Contribution	TPO
	Common name/s	(m)	(mm)	(m)	Young, Middle Age, Mature	Good, Fair, Poor, Veteran	A,B,C,U (1,2,3)	(m)	(m2)	Long, Medium, Short	(Ref)
T86	Willow	9.0	400.0	6.0	Middle Age	Good	C1,3	4.8	72.4	Long	
T87	Willow	7.0	300.0	6.0	Middle Age	Good	C1,3	3.6	40.7	Long	
T88	Willow	9.0	400.0	6.0	Middle Age	Fair	C1,3	4.8	72.4	Long	
T89	Willow	5.0	700.0	4.0	Mature	Fair	C1,3	8.4	221.7	Long	
T90	Ash	8.0	400.0	6.0	Middle Age	Fair	C1,3	4.8	72.4	Long	
T91	Poplar	14.0	1700.0	7.0	Mature	Veteran	A1,2,3	15.0	707.0	Medium	
T92	Poplar	8.0	1000.0	7.0	Mature	Veteran	B1,2,3	12.0	452.4	Medium	
T93	Hawthorn	6.0	200.0	5.0	Middle Age	Good	C2,3	2.4	18.1	Long	
T94	Hawthorn	6.0	200.0	5.0	Middle Age	Good	C2,3	2.4	18.1	Long	
T95	Hawthorn	3.0	100.0	3.0	Middle Age	Fair	C1	1.2	4.5	Long	
T96	Elm	4.0	100.0	2.0	Young	Good	C1	1.2	4.5	Medium	
T97	Elm	4.0	100.0	3.0	Young	Good	C1	1.2	4.5	Medium	
T98	Elm	4.0	100.0	4.0	Young	Good	C1	1.2	4.5	Medium	
T99	Elm	5.0	100.0	3.0	Young	Good	C1	1.2	4.5	Medium	
T100	Hawthorn	6.0	200.0	5.0	Middle Age	Good	C2,3	2.4	18.1	Long	
T101	Ash	6.0	200.0	5.0	Middle Age	Good	C1,3	2.4	18.1	Long	
T102	Elm	5.0	100.0	3.0	Young	Good	C1,3	1.2	4.5	Medium	
T103	Ash	7.0	200.0	6.0	Middle Age	Good	C1,3	2.4	18.1	Long	
T104	Hawthorn	6.0	200.0	6.0	Middle Age	Good	C2,3	2.4	18.1	Long	
T105	Elm	5.0	100.0	3.0	Young	Good	C1,3	1.2	4.5	Medium	
T106	Elm	6.0	100.0	4.0	Young	Good	C1	1.2	4.5	Medium	
T107	Ash	8.0	200.0	7.0	Middle Age	Good	C1,3	2.4	18.1	Long	
T108	Hawthorn	6.0	300.0	6.0	Middle Age	Good	C2,3	3.6	40.7	Long	
T109	Ash	8.0	500.0	6.0	Middle Age	Fair	C1,3	6.0	113.1	Long	
T110	Ash	6.0	100.0	4.0	Middle Age	Good	C1,3	1.2	4.5	Long	
T111	Ash	7.0	400.0	8.0	Middle Age	Fair	C1,3	4.8	72.4	Long	
T112	Ash	11.0	400.0	12.0	Middle Age	Fair	C1,3	4.8	72.4	Medium	
T113	Ash	8.0	300.0	7.0	Middle Age	Good	B1,3	3.6	40.7	Long	
T114	Hawthorn	4.0	100.0	4.0	Middle Age	Good	C1,2	1.2	4.5	Long	
T115	Willow	7.0	200.0	6.0	Middle Age	Good	C1	2.4	18.1	Long	
T116	Maple	9.0	300.0	7.0	Middle Age	Good	B1,3	3.6	40.7	Long	
T117	Ash	10.0	400.0	9.0	Middle Age	Good	B1,3	4.8	72.4	Long	
T118	Ash	16.0	600.0	14.0	Middle Age	Good	A1,3	7.2	162.9	Long	
T119	Willow	7.0	300.0	8.0	Middle Age	Good	C1,2	3.6	40.7	Long	
T120	Willow	11.0	400.0	8.0	Middle Age	Fair	C1,3	4.8	72.4	Long	
T121	Willow	8.0	300.0	5.0	Middle Age	Good	C1	3.6	40.7	Long	
T122	Ash	6.0	100.0	3.0	Young	Good	C1,2	1.2	4.5	Long	
T123	Willow	5.0	100.0	5.0	Middle Age	Fair	C3	1.2	4.5	Long	
T124	Willow	6.0	200.0	5.0	Middle Age	Good	C1,2	2.4	18.1	Long	
T125	Willow	7.0	200.0	6.0	Middle Age	Fair	C2,3	2.4	18.1	Long	
T126	Ash	14.0	600.0	13.0	Middle Age	Good	B1,3	7.2	162.9	Long	
T127	Willow	8.0	200.0	5.0	Middle Age	Good	B1	2.4	18.1	Long	
T128	Willow	8.0	300.0	6.0	Middle Age	Fair	C1,2	3.6	40.7	Long	
T129	Willow	6.0	200.0	7.0	Middle Age	Fair	C2,3	2.4	18.1	Long	
T130	Willow	6.0	200.0	6.0	Middle Age	Good	C1,2	2.4	18.1	Long	
T131	Willow	7.0	100.0	2.0	Middle Age	Good	C1	1.2	4.5	Long	
T132	Willow	8.0	200.0	6.0	Middle Age	Good	C1	2.4	18.1	Long	
T133	Willow	7.0	300.0	7.0	Middle Age	Fair	C1,3	3.6	40.7	Long	

Hinkley Point C Connection Project - Environment Statement Volume 5.21.2 Appendix 21A

Ref	Species	Height	Stem Dia.	Crown Radius (Crown spread for groups)	Maturity	Condition	BS5837 Tree Quality Assess.	Radius of RPA guide circle	BS5837 RPA Area	Estimated Remaining Contribution	TPO
	Common name/s	(m)	(mm)	(m)	Young, Middle Age, Mature	Good, Fair, Poor, Veteran	A,B,C,U (1,2,3)	(m)	(m2)	Long, Medium, Short	(Ref)
T134	Willow	7.0	300.0	6.0	Middle Age	Good	C2,3	3.6	40.7	Long	
T135	Poplar	16.0	900.0	13.0	Mature	Good	B1,3	10.8	366.4	Long	
T136	Willow	6.0	200.0	5.0	Middle Age	Good	C1	2.4	18.1	Long	
T137	Willow	5.0	500.0	6.0	Middle Age	Fair	C2,3	6.0	113.1	Long	
T138	Willow	4.0	800.0	6.0	Mature	Veteran	B2,3	9.6	289.5	Medium	
T139	Elm	5.0	100.0	4.0	Middle Age	Good	C2,3	1.2	4.5	Medium	
T140	Elm	6.0	200.0	6.0	Middle Age	Good	C2,3	2.4	18.1	Medium	
T141	Willow	7.0	200.0	5.0	Middle Age	Good	C1	2.4	18.1	Long	
T142	Willow	7.0	200.0	5.0	Middle Age	Good	C1	2.4	18.1	Long	
T143	Willow	9.0	700.0	9.0	Mature	Fair	B2,3	8.4	221.7	Long	
T144	Maple	6.0	400.0	6.0	Mature	Veteran	A2,3	4.8	72.4	Medium	
T145	Hawthorn	6.0	300.0	7.0	Middle Age	Fair	C2,3	3.6	40.7	Long	
T146	Willow	7.0	300.0	7.0	Middle Age	Good	C2,3	3.6	40.7	Long	
T147	Willow	7.0	300.0	10.0	Middle Age	Good	C2,3	3.6	40.7	Long	
T148	Willow	6.0	300.0	8.0	Middle Age	Good	C2,3	3.6	40.7	Long	
T149	Maple	8.0	300.0	6.0	Middle Age	Good	B1,3	3.6	40.7	Long	
T150	Willow	6.0	300.0	5.0	Middle Age	Fair	C1,3	3.6	40.7	Long	
T151	Willow	6.0	600.0	5.0	Middle Age	Fair	C2,3	7.2	162.9	Long	
T152	Willow	5.0	400.0	5.0	Middle Age	Fair	C2,3	4.8	72.4	Long	
T153	Willow	7.0	800.0	6.0	Mature	Fair	C1,2,3	9.6	289.5	Long	
T154	Willow	7.0	200.0	7.0	Middle Age	Fair	C3	2.4	18.1	Long	
T155	Ash	8.0	300.0	5.0	Middle Age	Poor	U	0.0	0.0	Short	
T156	Ash	7.0	200.0	5.0	Middle Age	Poor	U	0.0	0.0	Short	
T157	Willow	7.0	500.0	7.0	Middle Age	Fair	C1,3	6.0	113.1	Long	
T158	Ash	5.0	500.0	4.0	Middle Age	Poor	C1,3	6.0	113.1	Short	
T159	Willow	6.0	600.0	6.0	Middle Age	Fair	C1,3	7.2	162.9	Long	
T160	Hawthorn	6.0	300.0	5.0	Middle Age	Good	C2,3	3.6	40.7	Long	
T161	Hawthorn	4.0	200.0	3.0	Middle Age	Fair	C2,3	2.4	18.1	Long	
T162	Hawthorn	4.0	200.0	3.0	Middle Age	Fair	C2,3	2.4	18.1	Long	
T163	Hawthorn	4.0	300.0	5.0	Middle Age	Fair	C2,3	3.6	40.7	Long	
T164	Ash	15.0	400.0	10.0	Middle Age	Good	B1,3	4.8	72.4	Long	
T165	Hawthorn	5.0	400.0	4.0	Middle Age	Fair	C1,3	4.8	72.4	Medium	
T166	Hawthorn	5.0	300.0	4.0	Middle Age	Fair	C1,3	3.6	40.7	Medium	
T167	Willow	5.0	100.0	4.0	Young	Good	C1,3	1.2	4.5	Long	
T168	Ash	11.0	300.0	9.0	Middle Age	Good	B1,3	3.6	40.7	Long	
T169	Willow	4.0	100.0	5.0	Young	Good	C1,3	1.2	4.5	Long	
T170	Ash	10.0	200.0	8.0	Middle Age	Good	B1,3	2.4	18.1	Long	
T171	Ash	9.0	200.0	6.0	Middle Age	Good	C1,3	2.4	18.1	Long	
T172	Elm	7.0	200.0	4.0	Middle Age	Good	C1,3	2.4	18.1	Medium	
T173	Elm	7.0	200.0	4.0	Middle Age	Good	C1,3	2.4	18.1	Medium	
T174	Ash	8.0	300.0	8.0	Middle Age	Good	C1,3	3.6	40.7	Long	
T175	Ash	8.0	200.0	7.0	Middle Age	Good	C1,3	2.4	18.1	Long	
T176	Hawthorn	4.0	100.0	5.0	Middle Age	Good	C1,3	1.2	4.5	Long	
T177	Hawthorn	4.0	100.0	3.0	Middle Age	Good	C1	1.2	4.5	Long	
T178	Ash	10.0	300.0	8.0	Middle Age	Good	B1,3	3.6	40.7	Long	
T179	Hawthorn	4.0	100.0	3.0	Middle Age	Good	C1	1.2	4.5	Long	
T180	Ash	10.0	300.0	10.0	Middle Age	Good	B1,3	3.6	40.7	Long	
T181	Hawthorn	5.0	100.0	4.0	Middle Age	Good	C1	1.2	4.5	Long	

Hinkley Point C Connection Project - Environment Statement Volume 5.21.2 Appendix 21A

Ref	Species	Height	Stem Dia.	Crown Radius (Crown spread for groups)	Maturity	Condition	BS5837 Tree Quality Assess.	Radius of RPA guide circle	BS5837 RPA Area	Estimated Remaining Contribution	TPO
	Common name/s	(m)	(mm)	(m)	Young, Middle Age, Mature	Good, Fair, Poor, Veteran	A,B,C,U (1,2,3)	(m)	(m2)	Long, Medium, Short	(Ref)
T182	Ash	11.0	300.0	5.0	Middle Age	Good	A1,2	3.6	40.7	Long	
T183	Elm	7.0	200.0	3.0	Middle Age	Good	B1,2	2.4	18.1	Long	
T184	Willow	11.0	300.0	4.0	Mature	Good	B1	3.6	40.7	Long	
T185	Elm	8.0	200.0	2.0	Young	Good	B1,2	2.4	18.1	Long	
T186	Elm	7.0	200.0	2.0	Young	Good	B1,2	2.4	18.1	Long	
T187	Ash	11.0	200.0	5.0	Middle Age	Good	A1,2	2.4	18.1	Long	
T188	Willow	5.0	300.0	4.0	Middle Age	Good	B1	3.6	40.7	Long	
T189	Willow	8.0	400.0	4.0	Mature	Good	A1	4.8	72.4	Long	
T190	Willow	5.0	200.0	4.0	Middle Age	Good	A1,2	2.4	18.1	Long	
T191	Willow	8.0	200.0	1.0	Middle Age	Good	B1,2	2.4	18.1	Long	
T192	Willow	8.0	200.0	8.0	Middle Age	Good	B1,2	2.4	18.1	Long	
T193	Willow	8.0	200.0	1.0	Middle Age	Good	B1,2	2.4	18.1	Long	
T194	Willow	8.0	200.0	4.0	Middle Age	Good	B1	2.4	18.1	Long	
T195	Oak	6.0	300.0	3.0	Middle Age	Good	A1	3.6	40.7	Long	
T196	Willow	9.0	200.0	3.0	Middle Age	Good	B1	2.4	18.1	Long	
T197	Willow	9.0	200.0	3.0	Middle Age	Good	B1	2.4	18.1	Long	
T198	Willow	9.0	200.0	3.0	Middle Age	Good	B1	2.4	18.1	Long	
T199	Elm	4.0	100.0	2.0	Middle Age	Good	C1,2	1.2	4.5	Long	
T200	Willow	9.0	300.0	5.0	Mature	Good	A1,2	3.6	40.7	Long	
T201	Willow	9.0	200.0	3.0	Middle Age	Good	B1	2.4	18.1	Long	
T202	Willow	9.0	200.0	3.0	Middle Age	Good	B1	2.4	18.1	Long	
T203	Willow	8.0	500.0	4.0	Mature	Good	A1	6.0	113.1	Long	
T204	Willow	9.0	200.0	3.0	Middle Age	Good	B1	2.4	18.1	Long	
T205	Willow	4.0	100.0	2.0	Middle Age	Good	B1,2	1.2	4.5	Long	
T206	Willow	8.0	200.0	2.0	Middle Age	Good	B1	2.4	18.1	Long	
T207	Ash	5.0	200.0	2.0	Middle Age	Good	A1	2.4	18.1	Long	
T208	Ash	6.0	200.0	3.0	Middle Age	Good	A1	2.4	18.1	Long	
T209	Willow	9.0	200.0	3.0	Middle Age	Good	B1	2.4	18.1	Long	
T210	Elm	4.0	100.0	2.0	Young	Good	C1,2	1.2	4.5	Long	
T211	Willow	8.0	200.0	2.0	Middle Age	Good	B1	2.4	18.1	Long	
T212	Maple	4.0	200.0	2.0	Middle Age	Good	C1	2.4	18.1	Long	
T213	Willow	8.0	200.0	3.0	Middle Age	Good	B1	2.4	18.1	Long	
T214	Ash	10.0	200.0	4.0	Middle Age	Good	A1	2.4	18.1	Long	
T215	Willow	8.0	200.0	2.0	Middle Age	Good	B1	2.4	18.1	Long	
T216	Willow	4.0	100.0	2.0	Middle Age	Good	B1,2	1.2	4.5	Long	
T217	Maple	5.0	400.0	3.0	Mature	Good	B1	4.8	72.4	Medium	
T218	Poplar	8.0	200.0	2.0	Middle Age	Good	B1	2.4	18.1	Long	
T219	Poplar	9.0	200.0	3.0	Middle Age	Good	B1	2.4	18.1	Long	
T220	Willow	4.0	100.0	3.0	Middle Age	Good	B1,2	1.2	4.5	Long	
T221	Willow	8.0	600.0	6.0	Mature	Good	A1	7.2	162.9	Medium	
T222	Poplar	9.0	200.0	1.0	Middle Age	Good	B1,2	2.4	18.1	Long	
T223	Willow	4.0	100.0	2.0	Young	Good	C1,2	1.2	4.5	Long	
T224	Whitebeam	5.0	100.0	2.0	Young	Good	C1,2	1.2	4.5	Long	
T225	Willow	4.0	100.0	2.0	Young	Good	C1,2	1.2	4.5	Long	
T226	Willow	5.0	100.0	2.0	Young	Good	C1,2	1.2	4.5	Long	
T227	Willow	5.0	100.0	2.0	Young	Good	C1,2	1.2	4.5	Long	
T228	Poplar	8.0	200.0	1.0	Middle Age	Good	B1	2.4	18.1	Long	
T229	Poplar	8.0	200.0	1.0	Middle Age	Good	B1	2.4	18.1	Long	

Hinkley Point C Connection Project - Environment Statement Volume 5.21.2 Appendix 21A

Ref	Species	Height	Stem Dia.	Crown Radius (Crown spread for groups)	Maturity	Condition	BS5837 Tree Quality Assess.	Radius of RPA guide circle	BS5837 RPA Area	Estimated Remaining Contribution	TPO
	Common name/s	(m)	(mm)	(m)	Young, Middle Age, Mature	Good, Fair, Poor, Veteran	A,B,C,U (1,2,3)	(m)	(m2)	Long, Medium, Short	(Ref)
T230	Willow	5.0	100.0	2.0	Young	Good	C1,2	1.2	4.5	Long	
T231	Willow	8.0	1000.0	5.0	Mature	Fair	A1,3	12.0	452.4	Medium	
T232	Willow	7.0	200.0	5.0	Middle Age	Good	B1,2	2.4	18.1	Long	
T233	Poplar	8.0	200.0	1.0	Middle Age	Good	B1	2.4	18.1	Long	
T234	Willow	8.0	200.0	4.0	Middle Age	Good	B1,2	2.4	18.1	Long	
T235	Poplar	9.0	200.0	1.0	Middle Age	Good	B1	2.4	18.1	Long	
T236	Willow	7.0	100.0	4.0	Middle Age	Good	B1,2	1.2	4.5	Long	
T237	Oak	9.0	300.0	5.0	Middle Age	Good	A1	3.6	40.7	Long	
T238	Willow	7.0	900.0	5.0	Mature	Good	A1	10.8	366.4	Long	
T239	Oak	6.0	200.0	2.0	Young	Good	C1	2.4	18.1	Long	
T240	Willow	6.0	100.0	4.0	Middle Age	Good	B1,2	1.2	4.5	Long	
T241	Oak	7.0	300.0	3.0	Middle Age	Good	B1	3.6	40.7	Long	
T242	Whitebeam	6.0	200.0	2.0	Middle Age	Good	A1	2.4	18.1	Long	
T243	Maple	5.0	200.0	1.0	Middle Age	Fair	C1	2.4	18.1	Medium	
T244	Oak	7.0	300.0	3.0	Middle Age	Good	B1,2	3.6	40.7	Long	
T245	Willow	8.0	100.0	2.0	Young	Good	C1	1.2	4.5	Long	
T246	Willow	4.0	200.0	3.0	Young	Good	C1	2.4	18.1	Long	
T247	Willow	5.0	200.0	3.0	Middle Age	Good	B1	2.4	18.1	Long	
T248	Oak	7.0	300.0	3.0	Middle Age	Good	A1	3.6	40.7	Long	
T249	Oak	6.0	300.0	3.0	Middle Age	Good	B1	3.6	40.7	Long	
T250	Ash	6.0	100.0	3.0	Young	Good	B1,2	1.2	4.5	Long	
T251	Willow	4.0	100.0	3.0	Middle Age	Good	B1,2	1.2	4.5	Long	
T252	Willow	9.0	200.0	4.0	Middle Age	Fair	B1,2	2.4	18.1	Long	
T253	Willow	5.0	300.0	3.0	Mature	Good	B1	3.6	40.7	Long	
T254	Poplar	10.0	200.0	4.0	Middle Age	Good	A1,2	2.4	18.1	Long	
T256	Willow	8.0	200.0	2.0	Middle Age	Good	B1	2.4	18.1	Long	
T257	Poplar	10.0	300.0	6.0	Middle Age	Good	A1	3.6	40.7	Long	
T259	Willow	4.0	200.0	2.0	Middle Age	Good	B1	2.4	18.1	Long	
T260	Poplar	10.0	300.0	5.0	Middle Age	Good	A1,2	3.6	40.7	Long	
T261	Willow	6.0	100.0	2.0	Young	Good	C1,2	1.2	4.5	Long	
T262	Hawthorn	4.0	100.0	3.0	Middle Age	Fair	C1	1.2	4.5	Long	
T263	Willow	7.0	100.0	2.0	Middle Age	Good	B1	1.2	4.5	Long	
T264	Poplar	9.0	200.0	4.0	Young	Good	B1	2.4	18.1	Long	
T265	Elm	4.0	100.0	1.0	Young	Poor	U	0.0	0.0	Short	
T266	Willow	6.0	500.0	5.0	Middle Age	Good	A1	6.0	113.1	Long	
T267	Poplar	8.0	100.0	3.0	Young	Good	B1,2	1.2	4.5	Long	
T268	Willow	9.0	100.0	2.0	Middle Age	Good	B1	1.2	4.5	Long	
T269	Willow	7.0	100.0	3.0	Middle Age	Good	B1	1.2	4.5	Long	
T270	Poplar	11.0	200.0	5.0	Middle Age	Good	A1,2	2.4	18.1	Long	
T271	Willow	8.0	100.0	3.0	Middle Age	Good	B1	1.2	4.5	Long	
T272	Ash	5.0	100.0	2.0	Young	Good	B1	1.2	4.5	Long	
T273	Ash	5.0	100.0	2.0	Young	Good	C1,2	1.2	4.5	Long	
T274	Poplar	10.0	200.0	4.0	Middle Age	Good	B1,2	2.4	18.1	Long	
T275	Oak	8.0	400.0	4.0	Middle Age	Good	A1	4.8	72.4	Long	
T276	Willow	9.0	100.0	1.0	Middle Age	Good	B1	1.2	4.5	Long	
T277	Ash	7.0	300.0	4.0	Middle Age	Good	A1	3.6	40.7	Long	
T278	Poplar	9.0	200.0	4.0	Middle Age	Good	B1,2	2.4	18.1	Long	
T279	Willow	9.0	100.0	1.0	Middle Age	Good	B1	1.2	4.5	Long	

Hinkley Point C Connection Project - Environment Statement Volume 5.21.2 Appendix 21A

Ref	Species	Height	Stem Dia.	Crown Radius (Crown spread for groups)	Maturity	Condition	BS5837 Tree Quality Assess.	Radius of RPA guide circle	BS5837 RPA Area	Estimated Remaining Contribution	TPO
	Common name/s	(m)	(mm)	(m)	Young, Middle Age, Mature	Good, Fair, Poor, Veteran	A,B,C,U (1,2,3)	(m)	(m2)	Long, Medium, Short	(Ref)
T280	Willow	9.0	100.0	1.0	Middle Age	Good	B1	1.2	4.5	Long	
T281	Oak	6.0	400.0	3.0	Middle Age	Good	A1,2	4.8	72.4	Long	
T282	Willow	7.0	200.0	9.0	Middle Age	Fair	B1,3	2.4	18.1	Medium	
T283	Willow	9.0	100.0	1.0	Middle Age	Good	B1	1.2	4.5	Long	
T284	Willow	8.0	100.0	2.0	Middle Age	Good	B1,2	1.2	4.5	Long	
T285	Willow	8.0	100.0	2.0	Middle Age	Good	B1	1.2	4.5	Long	
T286	Willow	3.0	100.0	3.0	Middle Age	Good	B1	1.2	4.5	Long	
T287	Willow	6.0	200.0	3.0	Young	Good	C1,2	2.4	18.1	Long	
T288	Willow	8.0	600.0	4.0	Mature	Good	A1	7.2	162.9	Long	
T289	Hawthorn	5.0	200.0	3.0	Middle Age	Fair	C1	2.4	18.1	Long	
T290	Willow	6.0	300.0	4.0	Middle Age	Good	A1	3.6	40.7	Long	
T291	Willow	4.0	100.0	2.0	Young	Good	C1,2	1.2	4.5	Long	
T292	Ash	5.0	100.0	2.0	Young	Good	C1	1.2	4.5	Long	
T293	Lime	6.0	700.0	4.0	Mature	Fair	B1,2	8.4	221.7	Medium	
T294	Ash	7.0	200.0	3.0	Middle Age	Good	B1,2	2.4	18.1	Long	
T295	Willow	9.0	600.0	8.0	Mature	Veteran	B1,3	7.2	162.9	Medium	
T296	Willow	4.0	100.0	1.0	Young	Good	B1	1.2	4.5	Long	
T297	Ash	5.0	100.0	2.0	Young	Good	B1	1.2	4.5	Long	
T298	Oak	6.0	300.0	3.0	Middle Age	Good	B1	3.6	40.7	Long	
T299	Oak	6.0	400.0	6.0	Middle Age	Good	A1	4.8	72.4	Long	
T300	Oak	4.0	300.0	2.0	Middle Age	Fair	B1,2	3.6	40.7	Medium	
T301	Ash	6.0	300.0	3.0	Middle Age	Good	B1	3.6	40.7	Long	
T302	Oak	6.0	400.0	7.0	Middle Age	Good	A1,3	4.8	72.4	Long	
T303	Willow	5.0	200.0	3.0	Middle Age	Good	B1	2.4	18.1	Long	
T304	Ash	8.0	300.0	6.0	Middle Age	Fair	B1	3.6	40.7	Long	
T305	Oak	6.0	400.0	5.0	Middle Age	Fair	B1	4.8	72.4	Long	
T306	Willow	8.0	800.0	10.0	Mature	Veteran	A3	9.6	289.5	Long	
T307	Willow	7.0	800.0	11.0	Mature	Veteran	A3	9.6	289.5	Long	
T309	Willow	8.0	800.0	9.0	Mature	Veteran	A3	9.6	289.5	Long	
T317	Ash	10.0	300.0	5.0	Middle Age	Fair	B1	3.6	40.7	Long	
T318	Willow	5.0	200.0	6.0	Middle Age	Good	B1	2.4	18.1	Long	
T319	Oak	10.0	300.0	5.0	Middle Age	Good	A1	3.6	40.7	Long	
T320	Willow	7.0	300.0	4.0	Middle Age	Fair	C1,3	3.6	40.7	Medium	
T321	Willow	6.0	300.0	3.0	Middle Age	Fair	C1,3	3.6	40.7	Medium	
T323	Hawthorn	4.0	100.0	4.0	Middle Age	Good	B1,2	1.2	4.5	Long	
T324	Willow	4.0	100.0	6.0	Middle Age	Good	B1,2	1.2	4.5	Long	
T325	Hawthorn	2.0	100.0	1.0	Middle Age	Fair	C1	1.2	4.5	Long	
T326	Willow	10.0	300.0	5.0	Middle Age	Good	B1,2	3.6	40.7	Long	
T327	Oak	8.0	600.0	6.0	Mature	Good	A1,3	7.2	162.9	Long	
T328	Willow	12.0	400.0	8.0	Mature	Good	A1,2	4.8	72.4	Medium	
T330	Hawthorn	2.0	100.0	1.0	Young	Fair	C1	1.2	4.5	Long	
T331	Hawthorn	3.0	100.0	2.0	Middle Age	Good	B1	1.2	4.5	Long	
T332	Hawthorn	4.0	200.0	2.0	Middle Age	Good	B1	2.4	18.1	Long	
T333	Hawthorn	3.0	100.0	1.0	Middle Age	Good	B1	1.2	4.5	Long	
T334	Hawthorn	1.0	100.0	1.0	Young	Fair	C1	1.2	4.5	Long	
T335	Hawthorn	3.0	100.0	2.0	Middle Age	Good	B1	1.2	4.5	Medium	
T336	Hawthorn	3.0	100.0	3.0	Middle Age	Good	B1	1.2	4.5	Long	
T337	Hawthorn	4.0	200.0	2.0	Middle Age	Good	B1	2.4	18.1	Long	

Hinkley Point C Connection Project - Environment Statement Volume 5.21.2 Appendix 21A

Ref	Species	Height	Stem Dia.	Crown Radius (Crown spread for groups)	Maturity	Condition	BS5837 Tree Quality Assess.	Radius of RPA guide circle	BS5837 RPA Area	Estimated Remaining Contribution	TPO
	Common name/s	(m)	(mm)	(m)	Young, Middle Age, Mature	Good, Fair, Poor, Veteran	A,B,C,U (1,2,3)	(m)	(m2)	Long, Medium, Short	(Ref)
T338	Hawthorn	2.0	100.0	2.0	Middle Age	Fair	C1	1.2	4.5	Long	
T339	Hawthorn	2.0	100.0	1.0	Middle Age	Fair	C1	1.2	4.5	Medium	
T340	Hawthorn	2.0	100.0	2.0	Middle Age	Fair	B1	1.2	4.5	Medium	
T341	Hawthorn	4.0	100.0	2.0	Middle Age	Good	B1	1.2	4.5	Long	
T343	Hawthorn	3.0	100.0	1.0	Middle Age	Good	C1	1.2	4.5	Long	
T344	Hawthorn	3.0	100.0	2.0	Middle Age	Fair	C1	1.2	4.5	Long	
T345	Hawthorn	3.0	100.0	2.0	Middle Age	Good	B1	1.2	4.5	Long	
T346	Hawthorn	2.0	100.0	1.0	Young	Good	C1	1.2	4.5	Long	
T347	Hawthorn	3.0	100.0	2.0	Middle Age	Good	B1	1.2	4.5	Medium	
T348	Hawthorn	3.0	100.0	1.0	Young	Good	C1	1.2	4.5	Long	
T349	Ash	10.0	200.0	4.0	Middle Age	Fair	B1,2	2.4	18.1	Long	
T350	Willow	10.0	200.0	4.0	Middle Age	Fair	B1,2	2.4	18.1	Medium	
T351	Hawthorn	3.0	100.0	2.0	Middle Age	Good	C1	1.2	4.5	Long	
T352	Willow	6.0	200.0	5.0	Middle Age	Fair	B1	2.4	18.1	Long	
T353	Hawthorn	4.0	100.0	4.0	Middle Age	Fair	B1	1.2	4.5	Long	
T354	Willow	6.0	200.0	7.0	Middle Age	Good	B1,2	2.4	18.1	Long	
T355	Hawthorn	3.0	100.0	4.0	Middle Age	Good	C1	1.2	4.5	Long	
T356	Willow	4.0	200.0	6.0	Middle Age	Good	B1,2	2.4	18.1	Long	
T357	Willow	7.0	100.0	4.0	Middle Age	Good	B1	1.2	4.5	Medium	
T358	Willow	4.0	100.0	3.0	Middle Age	Good	C1	1.2	4.5	Long	
T359	Hawthorn	4.0	100.0	3.0	Middle Age	Good	B1	1.2	4.5	Long	
T360	Hawthorn	3.0	100.0	3.0	Middle Age	Fair	C1	1.2	4.5	Medium	
T361	Hawthorn	4.0	200.0	3.0	Middle Age	Good	B1	2.4	18.1	Long	
T362	Hawthorn	4.0	100.0	3.0	Middle Age	Good	B1	1.2	4.5	Long	
T363	Ash	11.0	300.0	7.0	Middle Age	Fair	C1	3.6	40.7	Long	
T364	Ash	8.0	200.0	5.0	Middle Age	Fair	B1	2.4	18.1	Long	
T365	Poplar	10.0	300.0	4.0	Middle Age	Fair	B1	3.6	40.7	Long	
T366	Hawthorn	3.0	100.0	3.0	Middle Age	Good	B1	1.2	4.5	Long	
T367	Willow	5.0	100.0	3.0	Middle Age	Veteran	B3	1.2	4.5	Long	
T368	Willow	6.0	300.0	5.0	Middle Age	Good	B1	3.6	40.7	Long	
T369	Ash	12.0	400.0	8.0	Mature	Good	A1	4.8	72.4	Long	
T370	Ash	10.0	300.0	6.0	Middle Age	Good	B1,2	3.6	40.7	Long	
T371	Ash	9.0	300.0	6.0	Middle Age	Good	B1,2	3.6	40.7	Long	
T372	Hawthorn	6.0	200.0	3.0	Young	Good	B1,3	2.4	18.1	Medium	
T373	Ash	8.0	300.0	6.0	Middle Age	Good	B1,3	3.6	40.7	Long	
T374	Horse Chestnut	8.0	300.0	6.0	Middle Age	Good	B1	3.6	40.7	Long	
T375	Hawthorn	3.0	100.0	2.0	Middle Age	Fair	C1	1.2	4.5	Medium	
T376	Hawthorn	4.0	200.0	4.0	Middle Age	Good	B1,3	2.4	18.1	Medium	
T377	Hawthorn	3.0	100.0	2.0	Middle Age	Good	B1	1.2	4.5	Long	
T378	Rowan	8.0	300.0	3.0	Middle Age	Good	A1	3.6	40.7	Long	
T379	False Acacia	8.0	300.0	4.0	Middle Age	Fair	B1	3.6	40.7	Long	
T380	Ash	9.0	600.0	11.0	Middle Age	Veteran	A3	7.2	162.9	Medium	
T381	Rowan	7.0	200.0	3.0	Middle Age	Poor	C1	2.4	18.1	Medium	
T382	Ash	14.0	500.0	10.0	Middle Age	Good	B1	6.0	113.1	Long	
T383	Willow	15.0	700.0	10.0	Mature	Fair	B1	8.4	221.7	Long	
T384	Ash	6.0	400.0	6.0	Middle Age	Veteran	A3	4.8	72.4	Medium	
T385	Rowan	7.0	200.0	3.0	Middle Age	Good	A1	2.4	18.1	Long	
T386	Willow	5.0	200.0	6.0	Middle Age	Good	B1	2.4	18.1	Long	

Hinkley Point C Connection Project - Environment Statement Volume 5.21.2 Appendix 21A

Ref	Species	Height	Stem Dia.	Crown Radius (Crown spread for groups)	Maturity	Condition	BS5837 Tree Quality Assess.	Radius of RPA guide circle	BS5837 RPA Area	Estimated Remaining Contribution	TPO
	Common name/s	(m)	(mm)	(m)	Young, Middle Age, Mature	Good, Fair, Poor, Veteran	A,B,C,U (1,2,3)	(m)	(m2)	Long, Medium, Short	(Ref)
T387	Hawthorn	4.0	100.0	3.0	Middle Age	Good	C1	1.2	4.5	Medium	
T388	Willow	1.0	100.0	1.0	Young	Fair	C1	1.2	4.5	Long	
T389	Hawthorn	4.0	100.0	3.0	Middle Age	Fair	C1	1.2	4.5	Medium	
T390	Maple	9.0	300.0	4.0	Middle Age	Good	A1	3.6	40.7	Long	
T391	Birch	5.0	200.0	3.0	Middle Age	Good	C1	2.4	18.1	Medium	
T392	Willow	6.0	300.0	6.0	Young	Good	B1	3.6	40.7	Long	
T393	Hawthorn	4.0	100.0	2.0	Middle Age	Fair	C1	1.2	4.5	Long	
T394	Alder	9.0	400.0	5.0	Middle Age	Good	B1	4.8	72.4	Long	
T395	Hawthorn	4.0	200.0	3.0	Middle Age	Good	B1	2.4	18.1	Long	
T396	Alder	9.0	300.0	4.0	Middle Age	Good	B1	3.6	40.7	Long	
T397	Alder	9.0	300.0	5.0	Middle Age	Good	B1	3.6	40.7	Long	
T398	Alder	9.0	200.0	3.0	Middle Age	Good	B1	2.4	18.1	Long	
T399	Poplar	13.0	500.0	6.0	Mature	Good	B1	6.0	113.1	Long	
T400	Hawthorn	5.0	100.0	4.0	Middle Age	Good	B1	1.2	4.5	Long	
T401	Hawthorn	4.0	100.0	5.0	Middle Age	Fair	B1	1.2	4.5	Long	
T402	Willow	6.0	300.0	7.0	Mature	Good	A1	3.6	40.7	Long	
T403	Ash	8.0	200.0	5.0	Middle Age	Good	B1	2.4	18.1	Long	
T404	Willow	5.0	200.0	6.0	Middle Age	Good	C1	2.4	18.1	Medium	
T405	Willow	10.0	700.0	11.0	Mature	Veteran	B3	8.4	221.7	Long	
T406	Hawthorn	4.0	100.0	2.0	Middle Age	Fair	C1	1.2	4.5	Long	
T407	Poplar	14.0	700.0	7.0	Mature	Good	A1	8.4	221.7	Long	
T408	Hawthorn	4.0	200.0	4.0	Middle Age	Good	B1	2.4	18.1	Long	
T409	Willow	6.0	200.0	5.0	Middle Age	Good	C1	2.4	18.1	Medium	
T410	Hawthorn	5.0	200.0	3.0	Middle Age	Good	B1	2.4	18.1	Long	
T411	Apple	4.0	100.0	3.0	Middle Age	Fair	C1	1.2	4.5	Medium	
T412	Willow	7.0	200.0	3.0	Young	Good	C1	2.4	18.1	Medium	
T413	Willow	7.0	200.0	5.0	Middle Age	Good	B1	2.4	18.1	Long	
T414	Willow	6.0	100.0	5.0	Middle Age	Good	B1	1.2	4.5	Medium	
T415	Willow	5.0	200.0	4.0	Middle Age	Good	C1	2.4	18.1	Medium	
T416	Hawthorn	5.0	200.0	3.0	Middle Age	Good	B1	2.4	18.1	Long	
T424	Poplar	13.0	700.0	3.0	Middle Age	Fair	C1	8.4	221.7	Long	
T429	Poplar	14.0	600.0	6.0	Mature	Fair	B1	7.2	162.9	Long	
T430	Poplar	13.0	500.0	5.0	Mature	Fair	B1	6.0	113.1	Long	
T431	Poplar	13.0	600.0	6.0	Mature	Fair	B1	7.2	162.9	Long	
T432	Poplar	13.0	600.0	6.0	Middle Age	Fair	B1	7.2	162.9	Long	
T433	Willow	10.0	400.0	5.0	Mature	Fair	C1	4.8	72.4	Medium	TPO577 BCC
T437	Willow	7.0	300.0	3.0	Middle Age	Fair	C1	3.6	40.7	Medium	TPO577 BCC
T438	Willow	8.0	400.0	8.0	Mature	Good	C1	4.8	72.4	Long	TPO577 BCC
T439	Willow	8.0	300.0	5.0	Middle Age	Fair	C1	3.6	40.7	Medium	TPO577 BCC
T442	Maple	8.0	300.0	5.0	Middle Age	Good	B1	3.6	40.7	Long	TPO577 BCC
T443	Willow	9.0	200.0	6.0	Middle Age	Fair	C1	2.4	18.1	Medium	TPO577 BCC
T445	Willow	7.0	100.0	4.0	Middle Age	Fair	C1	1.2	4.5	Medium	TPO577 BCC
T446	Birch	10.0	400.0	5.0	Middle Age	Fair	B1	4.8	72.4	Medium	TPO577 BCC
T449	Willow	11.0	300.0	7.0	Middle Age	Fair	C1	3.6	40.7	Medium	TPO577 BCC
T450	Willow	6.0	200.0	5.0	Middle Age	Good	C1	2.4	18.1	Medium	TPO577 BCC
T451	Birch	10.0	400.0	5.0	Middle Age	Fair	C1	4.8	72.4	Long	TPO577 BCC
T452	Poplar	9.0	200.0	3.0	Young	Fair	C1	2.4	18.1	Medium	TPO577 BCC
T453	Maple	10.0	500.0	6.0	Middle Age	Fair	C1	6.0	113.1	Long	TPO577 BCC

Hinkley Point C Connection Project - Environment Statement Volume 5.21.2 Appendix 21A

Ref	Species	Height	Stem Dia.	Crown Radius (Crown spread for groups)	Maturity	Condition	BS5837 Tree Quality Assess.	Radius of RPA guide circle	BS5837 RPA Area	Estimated Remaining Contribution	TPO
	Common name/s	(m)	(mm)	(m)	Young, Middle Age, Mature	Good, Fair, Poor, Veteran	A,B,C,U (1,2,3)	(m)	(m2)	Long, Medium, Short	(Ref)
T454	Poplar	8.0	200.0	4.0	Young	Fair	C1	2.4	18.1	Medium	TPO577 BCC
T455	Maple	10.0	600.0	8.0	Middle Age	Good	B1	7.2	162.9	Long	TPO577 BCC
T456	Willow	10.0	500.0	5.0	Mature	Fair	B1	6.0	113.1	Long	TPO577 BCC
T457	Maple	12.0	500.0	6.0	Middle Age	Good	B1	6.0	113.1	Long	TPO577 BCC
T458	Maple	10.0	300.0	3.0	Middle Age	Good	B1	3.6	40.7	Long	TPO577 BCC
T459	Birch	11.0	400.0	6.0	Middle Age	Fair	C1	4.8	72.4	Long	TPO577 BCC
T460	Birch	11.0	400.0	4.0	Middle Age	Good	C1	4.8	72.4	Medium	TPO577 BCC
T461	Birch	12.0	400.0	3.0	Mature	Fair	C1	4.8	72.4	Medium	TPO577 BCC
T462	Maple	9.0	300.0	5.0	Middle Age	Good	B1	3.6	40.7	Long	TPO577 BCC
T463	Willow	5.0	200.0	6.0	Middle Age	Fair	C1	2.4	18.1	Medium	TPO577 BCC
T464	Birch	11.0	400.0	5.0	Middle Age	Fair	B1	4.8	72.4	Medium	TPO577 BCC
T465	Birch	10.0	300.0	3.0	Middle Age	Fair	C1	3.6	40.7	Long	TPO577 BCC
T466	Maple	5.0	500.0	7.0	Mature	Fair	B1	6.0	113.1	Long	TPO577 BCC
T467	Willow	6.0	100.0	7.0	Middle Age	Good	C1	1.2	4.5	Long	TPO577 BCC
T468	Birch	11.0	300.0	5.0	Mature	Good	B1	3.6	40.7	Long	TPO577 BCC
T469	Maple	10.0	300.0	5.0	Middle Age	Good	B1	3.6	40.7	Long	TPO577 BCC
T470	Willow	6.0	200.0	4.0	Middle Age	Good	B1	2.4	18.1	Medium	TPO577 BCC
T471	Maple	10.0	400.0	4.0	Middle Age	Good	B1	4.8	72.4	Long	TPO577 BCC
T472	Willow	6.0	200.0	4.0	Middle Age	Fair	C1	2.4	18.1	Medium	TPO577 BCC
T473	Birch	13.0	600.0	5.0	Mature	Good	B1	7.2	162.9	Medium	TPO577 BCC
T474	Maple	10.0	500.0	7.0	Middle Age	Fair	C1	6.0	113.1	Long	TPO577 BCC
T475	Willow	9.0	300.0	4.0	Mature	Good	C1	3.6	40.7	Medium	TPO577 BCC
T476	Willow	8.0	200.0	3.0	Middle Age	Good	C1	2.4	18.1	Medium	TPO577 BCC
T477	Birch	12.0	400.0	5.0	Mature	Fair	B1	4.8	72.4	Medium	TPO577 BCC
T482	Birch	12.0	500.0	6.0	Middle Age	Fair	C1	6.0	113.1	Long	
T485	Birch	11.0	400.0	6.0	Mature	Fair	B1	4.8	72.4	Long	TPO577 BCC
T486	Birch	12.0	400.0	6.0	Middle Age	Fair	C1	4.8	72.4	Long	TPO577 BCC
T487	Birch	14.0	600.0	7.0	Middle Age	Good	B1	7.2	162.9	Long	TPO577 BCC
T488	Birch	13.0	500.0	8.0	Middle Age	Fair	C1	6.0	113.1	Long	TPO577 BCC
T494	Poplar	12.0	500.0	4.0	Middle Age	Fair	C1	6.0	113.1	Medium	
T496	Poplar	9.0	400.0	5.0	Middle Age	Fair	C1	4.8	72.4	Medium	
T498	Poplar	12.0	500.0	3.0	Middle Age	Fair	C1	6.0	113.1	Medium	
T501	Poplar	11.0	400.0	5.0	Middle Age	Fair	C1	4.8	72.4	Medium	
T504	Poplar	11.0	400.0	4.0	Middle Age	Fair	C1	4.8	72.4	Medium	
T510	Willow	7.0	300.0	5.0	Middle Age	Fair	C1	3.6	40.7	Long	
T520	Poplar	12.0	600.0	5.0	Middle Age	Fair	B1	7.2	162.9	Long	
T521	Rowan	8.0	300.0	6.0	Middle Age	Fair	B1	3.6	40.7	Long	
T522	Rowan	8.0	300.0	5.0	Middle Age	Fair	B1	3.6	40.7	Long	
T523	Maple	9.0	500.0	6.0	Mature	Good	B1	6.0	113.1	Long	
T524	Cherry	9.0	300.0	5.0	Mature	Good	A1	3.6	40.7	Long	
T525	Oak	9.0	300.0	4.0	Middle Age	Good	B1	3.6	40.7	Long	
T526	Poplar	14.0	300.0	9.0	Mature	Good	B1	3.6	40.7	Long	
T527	Horse Chestnut	7.0	400.0	3.0	Young	Fair	B1	4.8	72.4	Medium	
T528	Hawthorn	8.0	300.0	5.0	Middle Age	Fair	B1	3.6	40.7	Long	
T529	Willow	8.0	200.0	7.0	Middle Age	Fair	B1	2.4	18.1	Long	
T530	Rowan	7.0	300.0	4.0	Middle Age	Fair	C1	3.6	40.7	Medium	
T532	Willow	9.0	300.0	6.0	Middle Age	Good	B1	3.6	40.7	Long	
T536	Rowan	6.0	300.0	3.0	Middle Age	Fair	C1	3.6	40.7	Medium	

Hinkley Point C Connection Project - Environment Statement Volume 5.21.2 Appendix 21A

Ref	Species	Height	Stem Dia.	Crown Radius (Crown spread for groups)	Maturity	Condition	BS5837 Tree Quality Assess.	Radius of RPA guide circle	BS5837 RPA Area	Estimated Remaining Contribution	TPO
	Common name/s	(m)	(mm)	(m)	Young, Middle Age, Mature	Good, Fair, Poor, Veteran	A,B,C,U (1,2,3)	(m)	(m2)	Long, Medium, Short	(Ref)
T542	Willow	3.0	100.0	3.0	Middle Age	Good	C1	1.2	4.5	Medium	
T543	Buckthorn	3.0	100.0	2.0	Middle Age	Good	C1	1.2	4.5	Medium	
T544	Willow	3.0	200.0	4.0	Middle Age	Good	C1	2.4	18.1	Medium	
T545	Buckthorn	2.0	100.0	2.0	Middle Age	Good	C1	1.2	4.5	Medium	
T546	Willow	3.0	100.0	3.0	Middle Age	Good	C1	1.2	4.5	Medium	
T547	Buckthorn	3.0	100.0	2.0	Middle Age	Good	C1	1.2	4.5	Medium	
T552	Willow	5.0	200.0	2.0	Middle Age	Good	C1	2.4	18.1	Medium	
T553	Buckthorn	4.0	100.0	2.0	Middle Age	Good	C1	1.2	4.5	Medium	
T554	Buckthorn	4.0	100.0	4.0	Middle Age	Good	C1	1.2	4.5	Medium	
T555	Buckthorn	2.0	100.0	2.0	Middle Age	Fair	C1	1.2	4.5	Medium	
T556	Buckthorn	4.0	100.0	3.0	Middle Age	Good	B1	1.2	4.5	Medium	
T557	Willow	4.0	100.0	3.0	Middle Age	Fair	C1	1.2	4.5	Medium	
T558	Ash	12.0	300.0	5.0	Middle Age	Good	A1	3.6	40.7	Long	
T559	Ash	13.0	300.0	5.0	Middle Age	Good	A1	3.6	40.7	Long	
T560	Ash	10.0	300.0	4.0	Middle Age	Good	B1	3.6	40.7	Long	
T561	Willow	4.0	100.0	3.0	Middle Age	Fair	C1	1.2	4.5	Medium	
T562	Ash	10.0	300.0	3.0	Middle Age	Good	B1	3.6	40.7	Long	
T563	Willow	3.0	100.0	3.0	Middle Age	Fair	C1	1.2	4.5	Medium	
T564	Willow	2.0	100.0	2.0	Middle Age	Fair	C1	1.2	4.5	Medium	
T565	Ash	10.0	200.0	3.0	Middle Age	Good	B1	2.4	18.1	Long	
T566	Ash	10.0	200.0	4.0	Middle Age	Good	B1	2.4	18.1	Long	
T567	Hawthorn	6.0	100.0	3.0	Middle Age	Good	B1	1.2	4.5	Long	
T568	Hawthorn	7.0	200.0	3.0	Middle Age	Good	B1	2.4	18.1	Long	
T569	Elder	6.0	100.0	2.0	Middle Age	Fair	C1	1.2	4.5	Medium	
T570	Hawthorn	7.0	200.0	3.0	Middle Age	Fair	B1	2.4	18.1	Long	
T571	Hawthorn	7.0	200.0	2.0	Middle Age	Good	B1	2.4	18.1	Long	
T572	Buckthorn	2.0	100.0	2.0	Middle Age	Good	B1	1.2	4.5	Medium	
T573	Ash	12.0	300.0	4.0	Middle Age	Good	A1	3.6	40.7	Long	
T574	Ash	11.0	400.0	5.0	Mature	Good	B1	4.8	72.4	Long	
T575	Ash	11.0	300.0	5.0	Middle Age	Good	A1	3.6	40.7	Long	
T576	Oak	9.0	400.0	5.0	Middle Age	Good	B1	4.8	72.4	Long	
T577	Maple	8.0	200.0	3.0	Middle Age	Good	B1	2.4	18.1	Long	
T578	Buckthorn	3.0	100.0	2.0	Middle Age	Good	B1	1.2	4.5	Long	
T579	Oak	13.0	500.0	5.0	Mature	Good	B1	6.0	113.1	Long	
T580	Ash	12.0	300.0	5.0	Middle Age	Good	A1	3.6	40.7	Long	
T581	Oak	13.0	500.0	6.0	Mature	Good	A1	6.0	113.1	Long	
T582	Hawthorn	4.0	200.0	2.0	Middle Age	Good	B1	2.4	18.1	Long	
T583	Hawthorn	6.0	300.0	3.0	Mature	Good	B1	3.6	40.7	Long	
T584	Hawthorn	5.0	200.0	3.0	Middle Age	Good	B1	2.4	18.1	Long	
T585	Ash	9.0	400.0	3.0	Middle Age	Good	B1	4.8	72.4	Long	
T586	Willow	8.0	200.0	7.0	Middle Age	Fair	C1	2.4	18.1	Long	
T587	Hawthorn	3.0	200.0	3.0	Middle Age	Good	B1	2.4	18.1	Long	
T588	Hawthorn	5.0	200.0	3.0	Middle Age	Good	C1	2.4	18.1	Long	
T589	Oak	9.0	300.0	5.0	Middle Age	Fair	B1	3.6	40.7	Long	
T590	Buckthorn	2.0	100.0	1.0	Middle Age	Good	C1	1.2	4.5	Medium	
T591	Alder	8.0	300.0	3.0	Mature	Good	B1	3.6	40.7	Long	
T592	Willow	6.0	200.0	7.0	Middle Age	Fair	C1	2.4	18.1	Long	
T593	Willow	4.0	100.0	3.0	Middle Age	Good	C1	1.2	4.5	Medium	

Hinkley Point C Connection Project - Environment Statement Volume 5.21.2 Appendix 21A

Ref	Species	Height	Stem Dia.	Crown Radius (Crown spread for groups)	Maturity	Condition	BS5837 Tree Quality Assess.	Radius of RPA guide circle	BS5837 RPA Area	Estimated Remaining Contribution	TPO
	Common name/s	(m)	(mm)	(m)	Young, Middle Age, Mature	Good, Fair, Poor, Veteran	A,B,C,U (1,2,3)	(m)	(m2)	Long, Medium, Short	(Ref)
T594	Hawthorn	5.0	200.0	3.0	Middle Age	Good	B1	2.4	18.1	Long	
T595	Oak	9.0	400.0	8.0	Middle Age	Good	B1	4.8	72.4	Long	
T596	Hawthorn	5.0	200.0	4.0	Middle Age	Good	C1	2.4	18.1	Long	
T597	Hawthorn	3.0	100.0	2.0	Middle Age	Good	B1	1.2	4.5	Long	
T598	Poplar	9.0	400.0	3.0	Middle Age	Fair	B1	4.8	72.4	Long	
T599	Poplar	9.0	300.0	3.0	Middle Age	Good	B1	3.6	40.7	Long	
T600	Willow	5.0	200.0	5.0	Middle Age	Good	B1	2.4	18.1	Long	
T601	Hawthorn	5.0	100.0	3.0	Middle Age	Good	C1	1.2	4.5	Long	
T602	Oak	9.0	500.0	5.0	Mature	Good	A1	6.0	113.1	Long	
T603	Ash	12.0	200.0	5.0	Middle Age	Good	B1	2.4	18.1	Long	
T604	Poplar	9.0	200.0	5.0	Middle Age	Fair	C1	2.4	18.1	Medium	
T605	Poplar	8.0	300.0	5.0	Middle Age	Fair	C1	3.6	40.7	Medium	
T606	Poplar	11.0	200.0	3.0	Middle Age	Fair	C1	2.4	18.1	Long	TPO317 N Som
T607	Poplar	9.0	300.0	4.0	Middle Age	Fair	B1	3.6	40.7	Long	
T608	Ash	10.0	500.0	4.0	Mature	Good	B1	6.0	113.1	Long	
T609	Poplar	10.0	300.0	3.0	Middle Age	Fair	C1	3.6	40.7	Long	TPO317 N Som
T610	Hawthorn	3.0	100.0	2.0	Middle Age	Good	B1	1.2	4.5	Long	
T611	Poplar	9.0	300.0	5.0	Middle Age	Fair	C1	3.6	40.7	Medium	
T612	Poplar	9.0	200.0	3.0	Middle Age	Fair	C1	2.4	18.1	Long	TPO317 N Som
T613	Poplar	10.0	300.0	4.0	Middle Age	Fair	C1	3.6	40.7	Long	TPO317 N Som
T614	Ash	9.0	300.0	3.0	Middle Age	Good	B1	3.6	40.7	Long	
T615	Poplar	8.0	300.0	3.0	Middle Age	Good	B1	3.6	40.7	Long	TPO317 N Som
T616	Poplar	8.0	200.0	3.0	Middle Age	Good	C1	2.4	18.1	Long	TPO317 N Som
T617	Ash	8.0	300.0	2.0	Middle Age	Fair	C1	3.6	40.7	Medium	
T618	Poplar	9.0	300.0	2.0	Middle Age	Fair	B1	3.6	40.7	Long	TPO317 N Som
T619	Poplar	10.0	300.0	3.0	Middle Age	Fair	C1	3.6	40.7	Long	TPO317 N Som
T620	Oak	6.0	600.0	9.0	Mature	Fair	B1	7.2	162.9	Long	
T621	Ash	8.0	300.0	2.0	Middle Age	Good	B1	3.6	40.7	Long	
T622	Alder	8.0	300.0	3.0	Middle Age	Good	B1	3.6	40.7	Long	
T623	Poplar	12.0	300.0	3.0	Middle Age	Poor	U	0.0	0.0	Short	TPO317 N Som
T624	Poplar	9.0	200.0	3.0	Middle Age	Fair	B1	2.4	18.1	Long	TPO317 N Som
T625	Poplar	11.0	300.0	4.0	Middle Age	Fair	B1	3.6	40.7	Long	
T626	Poplar	8.0	300.0	2.0	Middle Age	Fair	B1	3.6	40.7	Long	TPO317 N Som
T627	Hawthorn	5.0	100.0	3.0	Middle Age	Good	B1	1.2	4.5	Long	
T628	Ash	8.0	200.0	2.0	Middle Age	Fair	C1	2.4	18.1	Medium	
T629	Ash	8.0	200.0	3.0	Middle Age	Fair	C1	2.4	18.1	Medium	
T630	Poplar	9.0	200.0	3.0	Middle Age	Poor	U	0.0	0.0	Short	TPO317 N Som
T631	Ash	8.0	200.0	3.0	Middle Age	Fair	C1	2.4	18.1	Long	
T632	Willow	5.0	200.0	4.0	Middle Age	Good	B1	2.4	18.1	Long	
T633	Ash	9.0	200.0	3.0	Middle Age	Good	C1	2.4	18.1	Long	
T634	Hawthorn	4.0	100.0	2.0	Middle Age	Fair	B1	1.2	4.5	Long	
T635	Alder	7.0	400.0	3.0	Mature	Good	B1	4.8	72.4	Long	
T636	Ash	9.0	300.0	4.0	Middle Age	Good	B1	3.6	40.7	Long	
T637	Ash	12.0	500.0	6.0	Mature	Good	A1	6.0	113.1	Long	
T638	Willow	4.0	100.0	4.0	Middle Age	Fair	C1	1.2	4.5	Long	
T639	Maple	9.0	200.0	4.0	Middle Age	Good	B1	2.4	18.1	Long	
T640	Poplar	9.0	200.0	3.0	Middle Age	Fair	C1	2.4	18.1	Long	TPO317 N Som
T641	Poplar	10.0	200.0	3.0	Middle Age	Poor	U	0.0	0.0	Short	TPO317 N Som

Hinkley Point C Connection Project - Environment Statement Volume 5.21.2 Appendix 21A

Ref	Species	Height	Stem Dia.	Crown Radius (Crown spread for groups)	Maturity	Condition	BS5837 Tree Quality Assess.	Radius of RPA guide circle	BS5837 RPA Area	Estimated Remaining Contribution	TPO
	Common name/s	(m)	(mm)	(m)	Young, Middle Age, Mature	Good, Fair, Poor, Veteran	A,B,C,U (1,2,3)	(m)	(m2)	Long, Medium, Short	(Ref)
T642	Poplar	8.0	300.0	2.0	Middle Age	Fair	B1	3.6	40.7	Long	TPO317 N Som
T643	Poplar	7.0	200.0	3.0	Middle Age	Fair	C1	2.4	18.1	Long	TPO317 N Som
T644	Oak	12.0	600.0	6.0	Mature	Good	B1	7.2	162.9	Long	
T645	Willow	6.0	100.0	7.0	Middle Age	Fair	B1	1.2	4.5	Long	
T646	Maple	9.0	200.0	5.0	Middle Age	Good	B1	2.4	18.1	Long	
T647	Willow	9.0	300.0	4.0	Middle Age	Fair	C1	3.6	40.7	Long	
T648	Willow	4.0	100.0	3.0	Middle Age	Fair	C1	1.2	4.5	Long	
T649	Elder	5.0	100.0	2.0	Middle Age	Fair	C1	1.2	4.5	Medium	
T650	Poplar	11.0	200.0	4.0	Middle Age	Fair	C1	2.4	18.1	Long	TPO317 N Som
T651	Oak	7.0	500.0	6.0	Mature	Good	B1	6.0	113.1	Long	
T652	Hawthorn	5.0	200.0	2.0	Middle Age	Good	B1	2.4	18.1	Long	
T653	Hawthorn	5.0	200.0	3.0	Middle Age	Fair	B1	2.4	18.1	Long	
T654	Oak	13.0	400.0	5.0	Mature	Fair	B1	4.8	72.4	Long	
T655	Hawthorn	3.0	100.0	2.0	Middle Age	Good	B1	1.2	4.5	Long	
T656	Willow	4.0	100.0	3.0	Young	Fair	C1	1.2	4.5	Medium	
T657	Willow	5.0	100.0	8.0	Middle Age	Good	B1	1.2	4.5	Long	
T658	Hawthorn	5.0	200.0	2.0	Middle Age	Good	B1	2.4	18.1	Long	
T659	Poplar	8.0	300.0	3.0	Middle Age	Fair	C1	3.6	40.7	Long	
T660	Willow	5.0	200.0	3.0	Middle Age	Good	B1	2.4	18.1	Long	
T661	Hawthorn	4.0	100.0	3.0	Middle Age	Good	B1	1.2	4.5	Long	
T662	Willow	3.0	100.0	2.0	Young	Fair	U	0.0	0.0	Medium	
T663	Poplar	10.0	300.0	3.0	Middle Age	Fair	C1	3.6	40.7	Long	
T664	Willow	4.0	100.0	4.0	Young	Fair	C1	1.2	4.5	Medium	
T665	Hawthorn	5.0	100.0	3.0	Middle Age	Good	C1	1.2	4.5	Long	
T666	Poplar	9.0	300.0	3.0	Middle Age	Fair	B1	3.6	40.7	Medium	
T667	Buckthorn	3.0	100.0	2.0	Young	Fair	C1	1.2	4.5	Medium	
T668	Willow	9.0	400.0	8.0	Middle Age	Good	B1	4.8	72.4	Long	
T669	Willow	3.0	100.0	2.0	Young	Fair	C1	1.2	4.5	Medium	
T670	Willow	12.0	500.0	6.0	Mature	Good	B1	6.0	113.1	Long	
T671	Hawthorn	4.0	100.0	2.0	Middle Age	Fair	C1	1.2	4.5	Long	
T672	Willow	2.0	100.0	2.0	Young	Fair	C1	1.2	4.5	Medium	
T673	Hawthorn	4.0	100.0	2.0	Middle Age	Fair	C1	1.2	4.5	Long	
T674	Hawthorn	5.0	300.0	3.0	Mature	Good	B1	3.6	40.7	Long	
T675	Ash	14.0	400.0	6.0	Middle Age	Good	A1	4.8	72.4	Long	
T676	Willow	13.0	600.0	7.0	Mature	Good	B1	7.2	162.9	Long	
T677	Poplar	6.0	100.0	2.0	Young	Fair	C1	1.2	4.5	Medium	
T678	Willow	6.0	100.0	5.0	Middle Age	Good	B1	1.2	4.5	Long	
T679	Willow	14.0	500.0	6.0	Mature	Fair	B1	6.0	113.1	Long	
T680	Hawthorn	4.0	200.0	2.0	Middle Age	Good	B1	2.4	18.1	Long	
T681	Willow	4.0	100.0	4.0	Middle Age	Good	C1	1.2	4.5	Long	
T682	Willow	4.0	100.0	3.0	Middle Age	Fair	C1	1.2	4.5	Medium	
T683	Willow	5.0	200.0	6.0	Middle Age	Fair	C1	2.4	18.1	Medium	
T684	Willow	4.0	100.0	3.0	Middle Age	Fair	C1	1.2	4.5	Medium	
T685	Willow	7.0	400.0	9.0	Middle Age	Fair	C1	4.8	72.4	Long	
T686	Willow	4.0	200.0	3.0	Middle Age	Good	B1	2.4	18.1	Long	
T687	Poplar	5.0	200.0	2.0	Young	Fair	C1	2.4	18.1	Long	
T688	Ash	14.0	900.0	10.0	Mature	Good	A1,2,3	10.8	366.4	Long	
T689	Buckthorn	3.0	100.0	2.0	Young	Fair	C1	1.2	4.5	Medium	

Hinkley Point C Connection Project - Environment Statement Volume 5.21.2 Appendix 21A

Ref	Species	Height	Stem Dia.	Crown Radius (Crown spread for groups)	Maturity	Condition	BS5837 Tree Quality Assess.	Radius of RPA guide circle	BS5837 RPA Area	Estimated Remaining Contribution	TPO
	Common name/s	(m)	(mm)	(m)	Young, Middle Age, Mature	Good, Fair, Poor, Veteran	A,B,C,U (1,2,3)	(m)	(m2)	Long, Medium, Short	(Ref)
T690	Hawthorn	3.0	100.0	2.0	Middle Age	Fair	C1	1.2	4.5	Long	
T691	Willow	3.0	100.0	3.0	Middle Age	Good	C1	1.2	4.5	Medium	
T692	Willow	5.0	200.0	3.0	Middle Age	Fair	B1	2.4	18.1	Long	
T693	Poplar	5.0	200.0	2.0	Young	Fair	C1	2.4	18.1	Medium	
T694	Willow	16.0	700.0	6.0	Mature	Good	B1	8.4	221.7	Long	
T695	Hawthorn	3.0	100.0	2.0	Middle Age	Fair	C1	1.2	4.5	Long	
T696	Hazel	3.0	100.0	4.0	Middle Age	Fair	B1	1.2	4.5	Long	
T697	Ash	12.0	800.0	11.0	Mature	Good	B1	9.6	289.5	Long	
T698	Alder	6.0	200.0	2.0	Middle Age	Fair	B1	2.4	18.1	Long	
T699	Willow	6.0	100.0	5.0	Middle Age	Good	B1	1.2	4.5	Long	
T700	Willow	7.0	300.0	3.0	Middle Age	Good	B1	3.6	40.7	Long	
T701	Willow	5.0	200.0	3.0	Middle Age	Fair	C1	2.4	18.1	Medium	
T702	Poplar	7.0	200.0	2.0	Middle Age	Poor	C1	2.4	18.1	Medium	
T703	Willow	4.0	100.0	5.0	Young	Fair	C1	1.2	4.5	Medium	
T704	Alder	7.0	200.0	3.0	Middle Age	Good	B1	2.4	18.1	Long	
T705	Willow	8.0	200.0	5.0	Middle Age	Fair	C1	2.4	18.1	Medium	
T706	Willow	7.0	200.0	3.0	Middle Age	Fair	B1	2.4	18.1	Long	
T707	Hawthorn	2.0	100.0	1.0	Young	Good	C1	1.2	4.5	Long	
T708	Willow	5.0	100.0	3.0	Young	Fair	C1	1.2	4.5	Medium	
T709	Hawthorn	4.0	200.0	2.0	Young	Good	C1	2.4	18.1	Long	
T710	Willow	6.0	100.0	4.0	Middle Age	Good	C1	1.2	4.5	Medium	
T711	Hawthorn	4.0	200.0	2.0	Middle Age	Poor	C1,2	2.4	18.1	Short	
T712	Hawthorn	6.0	200.0	2.0	Middle Age	Poor	C1,2	2.4	18.1	Short	
T713	Poplar	8.0	200.0	3.0	Middle Age	Fair	B1	2.4	18.1	Medium	
T714	Willow	5.0	100.0	4.0	Young	Good	C1	1.2	4.5	Long	
T715	Hawthorn	4.0	200.0	2.0	Middle Age	Fair	C1,2	2.4	18.1	Medium	
T716	Hawthorn	5.0	200.0	2.0	Middle Age	Fair	C1,2	2.4	18.1	Medium	
T717	Poplar	12.0	500.0	6.0	Mature	Good	B1	6.0	113.1	Long	
T718	Hawthorn	5.0	100.0	3.0	Middle Age	Good	C1	1.2	4.5	Long	
T719	Hawthorn	4.0	100.0	2.0	Middle Age	Fair	C1	1.2	4.5	Long	
T720	Willow	5.0	100.0	4.0	Middle Age	Fair	C1	1.2	4.5	Medium	
T721	Hawthorn	3.0	100.0	3.0	Middle Age	Good	C1	1.2	4.5	Long	
T722	Poplar	4.0	300.0	2.0	Middle Age	Poor	U	0.0	0.0	Short	
T723	Hawthorn	4.0	200.0	2.0	Middle Age	Fair	C1	2.4	18.1	Long	
T724	Willow	3.0	200.0	5.0	Middle Age	Fair	C1	2.4	18.1	Medium	
T725	Hawthorn	5.0	100.0	3.0	Middle Age	Good	C1	1.2	4.5	Long	
T726	Ash	8.0	300.0	4.0	Middle Age	Good	A1	3.6	40.7	Long	
T727	Hawthorn	5.0	100.0	2.0	Middle Age	Fair	C1	1.2	4.5	Long	
T728	Willow	3.0	200.0	2.0	Middle Age	Poor	C1,2	2.4	18.1	Short	
T729	Apple	5.0	200.0	2.0	Middle Age	Fair	C1,2,3	2.4	18.1	Medium	
T730	Hawthorn	4.0	200.0	3.0	Middle Age	Fair	C1,2	2.4	18.1	Medium	
T731	Cedar	10.0	300.0	3.0	Young	Good	C1,2	3.6	40.7	Long	
T732	Alder	9.0	200.0	3.0	Middle Age	Fair	C1	2.4	18.1	Long	
T733	Apple	7.0	200.0	2.0	Mature	Fair	B1,2	2.4	18.1	Long	
T734	Willow	5.0	700.0	5.0	Mature	Fair	B1,3	8.4	221.7	Medium	
T735	Alder	5.0	100.0	3.0	Middle Age	Fair	C1	1.2	4.5	Medium	
T736	Willow	4.0	200.0	4.0	Middle Age	Good	B1	2.4	18.1	Long	
T737	Alder	6.0	200.0	4.0	Middle Age	Good	C1	2.4	18.1	Long	

Hinkley Point C Connection Project - Environment Statement Volume 5.21.2 Appendix 21A

Ref	Species	Height	Stem Dia.	Crown Radius (Crown spread for groups)	Maturity	Condition	BS5837 Tree Quality Assess.	Radius of RPA guide circle	BS5837 RPA Area	Estimated Remaining Contribution	TPO
	Common name/s	(m)	(mm)	(m)	Young, Middle Age, Mature	Good, Fair, Poor, Veteran	A, B, C, U (1,2,3)	(m)	(m2)	Long, Medium, Short	(Ref)
T738	Ash	15.0	700.0	6.0	Mature	Good	A1,3	8.4	221.7	Medium	
T739	Apple	7.0	300.0	5.0	Mature	Good	A1,2	3.6	40.7	Long	
T740	Apple	7.0	200.0	3.0	Mature	Fair	B1,2	2.4	18.1	Long	
T741	Laurel	6.0	200.0	3.0	Middle Age	Fair	C1	2.4	18.1	Long	
T742	Elder	3.0	100.0	1.0	Middle Age	Poor	C1,2	1.2	4.5	Medium	
T743	Willow	7.0	400.0	4.0	Mature	Fair	B1	4.8	72.4	Medium	
T744	Alder	8.0	200.0	4.0	Young	Good	B1	2.4	18.1	Long	
T745	Willow	5.0	400.0	5.0	Mature	Fair	B1	4.8	72.4	Medium	
T746	Elm	6.0	300.0	3.0	Young	Good	B1,2	3.6	40.7	Long	
T747	Alder	11.0	300.0	3.0	Middle Age	Fair	B1	3.6	40.7	Long	
T748	Hawthorn	5.0	200.0	3.0	Middle Age	Good	B1	2.4	18.1	Long	
T749	Alder	7.0	200.0	3.0	Middle Age	Fair	C1	2.4	18.1	Long	
T750	Hawthorn	5.0	100.0	2.0	Middle Age	Fair	B1	1.2	4.5	Long	
T751	Willow	7.0	100.0	4.0	Middle Age	Good	B1,2	1.2	4.5	Long	
T752	Hawthorn	3.0	200.0	3.0	Middle Age	Good	B1	2.4	18.1	Long	
T753	Alder	9.0	100.0	3.0	Middle Age	Good	B1	1.2	4.5	Long	
T754	Ash	8.0	300.0	5.0	Young	Good	B1	3.6	40.7	Long	
T755	Ash	9.0	400.0	5.0	Mature	Good	A1	4.8	72.4	Medium	
T756	Hawthorn	5.0	200.0	4.0	Middle Age	Good	B1,2	2.4	18.1	Long	
T757	Poplar	7.0	100.0	3.0	Young	Fair	C1	1.2	4.5	Medium	
T758	Poplar	6.0	200.0	2.0	Young	Fair	B1	2.4	18.1	Long	
T759	Ash	8.0	300.0	4.0	Middle Age	Good	B1	3.6	40.7	Long	
T760	Willow	11.0	300.0	8.0	Middle Age	Fair	B1,2	3.6	40.7	Medium	
T761	Oak	13.0	900.0	8.0	Mature	Good	A1,3	10.8	366.4	Long	
T762	Elm	7.0	200.0	3.0	Young	Good	B1,2	2.4	18.1	Long	
T763	Ash	7.0	200.0	3.0	Young	Good	B1	2.4	18.1	Long	
T764	Hawthorn	5.0	100.0	3.0	Middle Age	Fair	B1	1.2	4.5	Long	
T765	Poplar	8.0	200.0	3.0	Young	Good	B1	2.4	18.1	Long	
T766	Poplar	9.0	800.0	4.0	Young	Good	B1	9.6	289.5	Long	
T767	Ash	8.0	200.0	4.0	Middle Age	Good	B1	2.4	18.1	Long	
T768	Willow	6.0	200.0	3.0	Middle Age	Good	B1	2.4	18.1	Long	
T769	Ash	6.0	100.0	3.0	Middle Age	Fair	C1	1.2	4.5	Long	
T770	Willow	7.0	300.0	6.0	Middle Age	Good	A1	3.6	40.7	Long	
T771	Poplar	8.0	300.0	3.0	Middle Age	Fair	C1	3.6	40.7	Medium	
T772	Willow	9.0	300.0	9.0	Mature	Good	A1,2	3.6	40.7	Long	
T773	Alder	7.0	300.0	4.0	Middle Age	Fair	C1	3.6	40.7	Long	
T774	Hawthorn	5.0	200.0	5.0	Middle Age	Fair	C1,2	2.4	18.1	Medium	
T775	Oak	12.0	900.0	6.0	Mature	Good	A1,3	10.8	366.4	Long	
T776	Oak	10.0	800.0	7.0	Mature	Good	A1,3	9.6	289.5	Long	
T777	Willow	5.0	200.0	5.0	Middle Age	Good	B1	2.4	18.1	Long	
T778	Poplar	10.0	300.0	5.0	Middle Age	Good	A1,2	3.6	40.7	Long	
T779	Poplar	20.0	1000.0	6.0	Mature	Good	A1,3	12.0	452.4	Long	
T780	Willow	6.0	300.0	5.0	Middle Age	Good	B1	3.6	40.7	Long	
T781	Alder	11.0	300.0	4.0	Middle Age	Good	B1	3.6	40.7	Long	
T782	Alder	8.0	300.0	4.0	Middle Age	Good	B1	3.6	40.7	Long	
T783	Oak	9.0	500.0	4.0	Mature	Veteran	U	0.0	0.0	Short	
T784	Hawthorn	5.0	300.0	3.0	Mature	Good	B1	3.6	40.7	Long	
T785	Poplar	9.0	300.0	3.0	Middle Age	Fair	B1	3.6	40.7	Long	

Hinkley Point C Connection Project - Environment Statement Volume 5.21.2 Appendix 21A

Ref	Species	Height	Stem Dia.	Crown Radius (Crown spread for groups)	Maturity	Condition	BS5837 Tree Quality Assess.	Radius of RPA guide circle	BS5837 RPA Area	Estimated Remaining Contribution	TPO
	Common name/s	(m)	(mm)	(m)	Young, Middle Age, Mature	Good, Fair, Poor, Veteran	A, B, C, U (1,2,3)	(m)	(m2)	Long, Medium, Short	(Ref)
T786	Ash	13.0	300.0	5.0	Middle Age	Fair	B1,3	3.6	40.7	Medium	
T787	Alder	9.0	300.0	3.0	Middle Age	Good	B1	3.6	40.7	Long	
T788	Oak	11.0	400.0	8.0	Middle Age	Good	A1	4.8	72.4	Long	
T789	Poplar	7.0	300.0	3.0	Middle Age	Fair	C1	3.6	40.7	Medium	
T790	Willow	4.0	200.0	5.0	Middle Age	Good	B1	2.4	18.1	Long	
T791	Alder	9.0	200.0	3.0	Middle Age	Good	B1	2.4	18.1	Long	
T792	Hawthorn	5.0	200.0	2.0	Middle Age	Good	B1	2.4	18.1	Long	
T793	Oak	15.0	800.0	11.0	Mature	Good	A1,3	9.6	289.5	Long	
T794	Hawthorn	7.0	200.0	4.0	Middle Age	Good	B1,2	2.4	18.1	Long	
T795	Alder	7.0	300.0	3.0	Middle Age	Good	B1	3.6	40.7	Long	
T796	Hawthorn	5.0	200.0	4.0	Middle Age	Fair	B1	2.4	18.1	Medium	
T797	Poplar	5.0	200.0	2.0	Young	Fair	B1	2.4	18.1	Long	
T798	Poplar	6.0	200.0	2.0	Young	Good	B1	2.4	18.1	Long	
T799	Alder	11.0	400.0	3.0	Middle Age	Good	B1	4.8	72.4	Long	
T800	Alder	10.0	300.0	5.0	Middle Age	Good	B1	3.6	40.7	Long	
T801	Alder	6.0	200.0	3.0	Middle Age	Good	B1	2.4	18.1	Long	
T802	Alder	9.0	300.0	3.0	Middle Age	Good	B1	3.6	40.7	Long	
T803	Poplar	7.0	200.0	2.0	Middle Age	Fair	C1	2.4	18.1	Medium	
T804	Willow	5.0	200.0	8.0	Middle Age	Good	B1,2	2.4	18.1	Long	
T805	Willow	5.0	200.0	6.0	Middle Age	Good	B1,2	2.4	18.1	Long	
T806	Oak	9.0	400.0	6.0	Middle Age	Good	A1,3	4.8	72.4	Long	
T807	Alder	10.0	400.0	4.0	Middle Age	Good	B1	4.8	72.4	Long	
T808	Willow	5.0	200.0	7.0	Middle Age	Good	B1,2	2.4	18.1	Long	
T809	Alder	7.0	300.0	4.0	Middle Age	Good	B1	3.6	40.7	Long	
T810	Alder	8.0	200.0	3.0	Middle Age	Fair	C1	2.4	18.1	Long	
T811	Willow	5.0	200.0	3.0	Middle Age	Fair	B1,2	2.4	18.1	Medium	
T812	Willow	8.0	300.0	5.0	Middle Age	Good	A1,2	3.6	40.7	Long	
T813	Ash	13.0	800.0	7.0	Mature	Good	A1	9.6	289.5	Long	
T814	Willow	8.0	600.0	5.0	Mature	Good	A1,2	7.2	162.9	Medium	
T815	Oak	12.0	900.0	7.0	Mature	Fair	A1,3	10.8	366.4	Long	
T816	Willow	3.0	100.0	2.0	Young	Good	C1	1.2	4.5	Long	
T817	Willow	3.0	100.0	2.0	Young	Good	C1	1.2	4.5	Long	
T818	Willow	4.0	100.0	3.0	Middle Age	Good	B1,2	1.2	4.5	Long	
T819	Poplar	16.0	500.0	5.0	Mature	Good	B1	6.0	113.1	Long	
T820	Ash	10.0	600.0	5.0	Middle Age	Good	A1	7.2	162.9	Long	
T821	Willow	5.0	100.0	4.0	Middle Age	Good	B1,2	1.2	4.5	Long	
T822	Willow	3.0	100.0	2.0	Young	Good	C1	1.2	4.5	Long	
T823	Poplar	17.0	600.0	5.0	Mature	Good	B1	7.2	162.9	Long	
T824	Willow	5.0	100.0	4.0	Middle Age	Good	B1,2	1.2	4.5	Long	
T825	Willow	5.0	100.0	4.0	Middle Age	Good	B1,2	1.2	4.5	Long	
T826	Poplar	17.0	700.0	5.0	Mature	Good	B1	8.4	221.7	Long	
T827	Ash	14.0	900.0	6.0	Mature	Good	A1,3	10.8	366.4	Long	
T828	Poplar	8.0	200.0	2.0	Middle Age	Fair	C1	2.4	18.1	Medium	
T829	Willow	6.0	100.0	4.0	Middle Age	Good	B1	1.2	4.5	Medium	
T830	Poplar	17.0	800.0	7.0	Mature	Good	B1	9.6	289.5	Long	
T831	Poplar	16.0	600.0	5.0	Mature	Good	B1	7.2	162.9	Long	
T832	Willow	4.0	100.0	3.0	Young	Fair	C1,2	1.2	4.5	Medium	
T833	Poplar	16.0	600.0	5.0	Mature	Good	B1	7.2	162.9	Long	

Hinkley Point C Connection Project - Environment Statement Volume 5.21.2 Appendix 21A

Ref	Species	Height	Stem Dia.	Crown Radius (Crown spread for groups)	Maturity	Condition	BS5837 Tree Quality Assess.	Radius of RPA guide circle	BS5837 RPA Area	Estimated Remaining Contribution	TPO
	Common name/s	(m)	(mm)	(m)	Young, Middle Age, Mature	Good, Fair, Poor, Veteran	A,B,C,U (1,2,3)	(m)	(m2)	Long, Medium, Short	(Ref)
T834	Poplar	15.0	500.0	5.0	Mature	Good	B1	6.0	113.1	Long	
T835	Willow	3.0	100.0	2.0	Young	Good	C1	1.2	4.5	Long	
T836	Poplar	17.0	700.0	6.0	Mature	Good	B1	8.4	221.7	Long	
T837	Poplar	9.0	200.0	3.0	Middle Age	Fair	C1	2.4	18.1	Medium	
T838	Poplar	16.0	600.0	4.0	Mature	Good	B1	7.2	162.9	Long	
T839	Poplar	15.0	600.0	5.0	Mature	Good	B1	7.2	162.9	Long	
T840	Hawthorn	5.0	200.0	3.0	Young	Poor	C1,2	2.4	18.1	Short	
T841	Poplar	16.0	600.0	5.0	Mature	Good	B1	7.2	162.9	Long	
T842	Poplar	16.0	600.0	6.0	Mature	Good	B1	7.2	162.9	Long	
T843	Maple	6.0	200.0	3.0	Young	Good	B1	2.4	18.1	Long	
T844	Willow	7.0	200.0	7.0	Middle Age	Good	B1	2.4	18.1	Long	
T845	Poplar	17.0	700.0	5.0	Mature	Good	B1	8.4	221.7	Long	
T846	Hawthorn	5.0	200.0	4.0	Middle Age	Fair	B1,2	2.4	18.1	Medium	
T847	Elm	5.0	200.0	2.0	Young	Good	B1	2.4	18.1	Long	
T848	Elm	9.0	200.0	3.0	Young	Good	B1,2	2.4	18.1	Medium	
T849	Willow	6.0	300.0	5.0	Middle Age	Fair	B1,2	3.6	40.7	Medium	
T850	Willow	7.0	200.0	4.0	Middle Age	Good	B1,2	2.4	18.1	Long	
T851	Elm	7.0	300.0	2.0	Middle Age	Fair	B1,2	3.6	40.7	Medium	
T852	Ash	6.0	200.0	2.0	Young	Fair	C1	2.4	18.1	Long	
T853	Elm	7.0	300.0	2.0	Middle Age	Good	B1,2	3.6	40.7	Medium	
T854	Elm	6.0	200.0	2.0	Young	Poor	C1,2	2.4	18.1	Short	
T855	Poplar	17.0	800.0	7.0	Mature	Good	B1	9.6	289.5	Long	
T856	Birch	11.0	500.0	6.0	Mature	Fair	B1	6.0	113.1	Long	
T857	Poplar	17.0	800.0	7.0	Mature	Good	B1	9.6	289.5	Long	
T858	Willow	4.0	200.0	6.0	Middle Age	Fair	C1,2	2.4	18.1	Medium	
T859	Ash	11.0	200.0	6.0	Middle Age	Good	B1	2.4	18.1	Long	
T860	Poplar	18.0	900.0	6.0	Mature	Good	B1	10.8	366.4	Long	
T861	Poplar	18.0	700.0	6.0	Mature	Good	B1	8.4	221.7	Long	
T862	Ash	14.0	300.0	4.0	Middle Age	Good	A1,2	3.6	40.7	Long	
T863	Hawthorn	4.0	200.0	3.0	Middle Age	Fair	C1,2	2.4	18.1	Medium	
T864	Poplar	17.0	800.0	5.0	Mature	Good	B1	9.6	289.5	Long	
T865	Hawthorn	6.0	200.0	3.0	Middle Age	Good	C1,2	2.4	18.1	Long	
T866	Hawthorn	9.0	400.0	6.0	Middle Age	Good	A1,2	4.8	72.4	Long	
T867	Ash	8.0	200.0	3.0	Middle Age	Good	B1,2	2.4	18.1	Long	
T868	Ash	7.0	200.0	3.0	Young	Fair	C1,2	2.4	18.1	Medium	
T869	Willow	15.0	500.0	9.0	Mature	Good	A1	6.0	113.1	Long	
T870	Poplar	16.0	700.0	6.0	Middle Age	Good	B1	8.4	221.7	Long	
T871	Poplar	4.0	100.0	1.0	Young	Good	C1	1.2	4.5	Long	
T872	Hawthorn	3.0	100.0	1.0	Young	Good	C1,2	1.2	4.5	Long	
T873	Ash	9.0	200.0	3.0	Middle Age	Fair	B1,2	2.4	18.1	Medium	
T874	Hawthorn	5.0	200.0	2.0	Middle Age	Good	B1	2.4	18.1	Medium	
T875	Ash	6.0	100.0	2.0	Young	Poor	C1	1.2	4.5	Short	
T876	Hawthorn	5.0	100.0	2.0	Young	Fair	C1,2	1.2	4.5	Medium	
T877	Ash	8.0	100.0	3.0	Middle Age	Good	B1	1.2	4.5	Long	
T878	Hawthorn	4.0	100.0	1.0	Young	Fair	C1	1.2	4.5	Medium	
T879	Hawthorn	3.0	200.0	2.0	Middle Age	Fair	C1,2	2.4	18.1	Medium	
T880	Ash	4.0	200.0	2.0	Middle Age	Fair	C1,2	2.4	18.1	Medium	
T881	Hawthorn	7.0	200.0	4.0	Middle Age	Poor	C1,2	2.4	18.1	Short	

Hinkley Point C Connection Project - Environment Statement Volume 5.21.2 Appendix 21A

Ref	Species	Height	Stem Dia.	Crown Radius (Crown spread for groups)	Maturity	Condition	BS5837 Tree Quality Assess.	Radius of RPA guide circle	BS5837 RPA Area	Estimated Remaining Contribution	TPO
	Common name/s	(m)	(mm)	(m)	Young, Middle Age, Mature	Good, Fair, Poor, Veteran	A,B,C,U (1,2,3)	(m)	(m2)	Long, Medium, Short	(Ref)
T882	Hawthorn	4.0	100.0	2.0	Young	Good	C1,2	1.2	4.5	Medium	
T883	Hawthorn	4.0	200.0	2.0	Middle Age	Good	B1,2	2.4	18.1	Long	
T884	Hawthorn	5.0	200.0	2.0	Middle Age	Good	B1	2.4	18.1	Long	
T885	Hawthorn	8.0	300.0	5.0	Middle Age	Fair	B1,2	3.6	40.7	Medium	
T886	Elm	8.0	200.0	2.0	Middle Age	Good	B1,2	2.4	18.1	Medium	
T887	Willow	8.0	200.0	4.0	Middle Age	Good	B1	2.4	18.1	Long	
T888	Elm	7.0	100.0	2.0	Middle Age	Good	B1,2	1.2	4.5	Long	
T889	Elm	7.0	200.0	3.0	Middle Age	Good	B1	2.4	18.1	Long	
T890	Elm	7.0	200.0	3.0	Middle Age	Good	B1	2.4	18.1	Long	
T891	Hawthorn	5.0	200.0	3.0	Middle Age	Fair	C1	2.4	18.1	Medium	
T892	Elm	8.0	200.0	3.0	Middle Age	Good	B1,2	2.4	18.1	Medium	
T893	Hawthorn	4.0	100.0	3.0	Young	Good	C1	1.2	4.5	Long	
T894	Hawthorn	6.0	200.0	2.0	Middle Age	Good	B1	2.4	18.1	Long	
T895	Hawthorn	3.0	100.0	1.0	Young	Good	C1,2	1.2	4.5	Long	
T896	Willow	10.0	200.0	5.0	Middle Age	Good	A1	2.4	18.1	Long	
T897	Poplar	19.0	800.0	8.0	Mature	Good	B1	9.6	289.5	Long	
T898	Willow	11.0	400.0	7.0	Mature	Good	B1	4.8	72.4	Long	
T899	Ash	6.0	200.0	5.0	Young	Good	B1	2.4	18.1	Long	
T900	Poplar	18.0	700.0	7.0	Mature	Good	B1	8.4	221.7	Long	
T901	Elm	7.0	100.0	2.0	Young	Good	B1,2	1.2	4.5	Long	
T902	Birch	9.0	500.0	6.0	Mature	Good	A1	6.0	113.1	Long	
T903	Poplar	18.0	700.0	8.0	Mature	Good	B1	8.4	221.7	Long	
T904	Willow	11.0	300.0	6.0	Middle Age	Good	A1	3.6	40.7	Long	
T905	Ash	5.0	100.0	2.0	Young	Good	C1,2	1.2	4.5	Long	
T906	Poplar	18.0	800.0	9.0	Mature	Good	B1	9.6	289.5	Long	
T907	Elm	7.0	200.0	3.0	Middle Age	Good	B1	2.4	18.1	Long	
T908	Hawthorn	3.0	100.0	1.0	Middle Age	Good	B1,2	1.2	4.5	Medium	
T909	Oak	6.0	300.0	3.0	Middle Age	Fair	B1	3.6	40.7	Medium	
T910	Hawthorn	4.0	200.0	2.0	Middle Age	Fair	C1	2.4	18.1	Medium	
T911	Ash	4.0	100.0	1.0	Young	Good	C1,2	1.2	4.5	Long	
T912	Hawthorn	5.0	200.0	2.0	Middle Age	Good	B1	2.4	18.1	Long	
T913	Hawthorn	4.0	200.0	3.0	Middle Age	Fair	B1,2	2.4	18.1	Medium	
T914	Elder	5.0	100.0	2.0	Middle Age	Poor	C1,2	1.2	4.5	Short	
T915	Hawthorn	3.0	100.0	1.0	Young	Fair	C1	1.2	4.5	Medium	
T916	Willow	12.0	400.0	6.0	Mature	Poor	C1	4.8	72.4	Medium	
T917	Hawthorn	3.0	100.0	1.0	Young	Good	C1,2	1.2	4.5	Long	
T918	Elm	6.0	200.0	3.0	Middle Age	Good	B1	2.4	18.1	Long	
T919	Hawthorn	4.0	100.0	1.0	Young	Poor	C1	1.2	4.5	Medium	
T920	Maple	13.0	500.0	6.0	Middle Age	Good	B1	6.0	113.1	Long	
T921	Hawthorn	4.0	100.0	2.0	Middle Age	Fair	C1	1.2	4.5	Medium	
T922	Hawthorn	3.0	100.0	1.0	Young	Poor	C1	1.2	4.5	Medium	
T923	Apple	4.0	200.0	2.0	Middle Age	Fair	C1	2.4	18.1	Medium	
T924	Hawthorn	4.0	200.0	1.0	Middle Age	Fair	B1	2.4	18.1	Medium	
T925	Elm	6.0	200.0	3.0	Middle Age	Good	B1,2	2.4	18.1	Long	
T926	Poplar	18.0	700.0	8.0	Mature	Good	B1	8.4	221.7	Long	
T927	Hawthorn	4.0	100.0	2.0	Middle Age	Fair	C1,2	1.2	4.5	Medium	
T928	Hawthorn	4.0	200.0	2.0	Middle Age	Good	B1,2	2.4	18.1	Long	
T929	Hawthorn	4.0	200.0	2.0	Middle Age	Fair	B1	2.4	18.1	Medium	

Hinkley Point C Connection Project - Environment Statement Volume 5.21.2 Appendix 21A

Ref	Species	Height	Stem Dia.	Crown Radius (Crown spread for groups)	Maturity	Condition	BS5837 Tree Quality Assess.	Radius of RPA guide circle	BS5837 RPA Area	Estimated Remaining Contribution	TPO
	Common name/s	(m)	(mm)	(m)	Young, Middle Age, Mature	Good, Fair, Poor, Veteran	A,B,C,U (1,2,3)	(m)	(m2)	Long, Medium, Short	(Ref)
T930	Hawthorn	4.0	200.0	2.0	Middle Age	Good	B1	2.4	18.1	Long	
T931	Poplar	16.0	700.0	8.0	Mature	Good	B1	8.4	221.7	Long	
T932	Ash	6.0	300.0	3.0	Middle Age	Good	A1,2	3.6	40.7	Long	
T933	Hawthorn	8.0	200.0	2.0	Middle Age	Good	B1,2	2.4	18.1	Medium	
T934	Willow	3.0	100.0	2.0	Middle Age	Good	C1,2	1.2	4.5	Medium	
T935	Elm	4.0	100.0	2.0	Young	Good	C1,2	1.2	4.5	Medium	
T936	Hawthorn	4.0	200.0	2.0	Middle Age	Fair	C1,2	2.4	18.1	Medium	
T937	Hawthorn	5.0	100.0	3.0	Middle Age	Fair	C1,2	1.2	4.5	Medium	
T938	Willow	4.0	100.0	4.0	Middle Age	Fair	C1,2	1.2	4.5	Medium	
T939	Willow	12.0	800.0	13.0	Mature	Good	A1	9.6	289.5	Long	
T940	Poplar	15.0	800.0	9.0	Mature	Good	A1	9.6	289.5	Long	
T941	Ash	7.0	200.0	3.0	Young	Good	B1	2.4	18.1	Long	
T942	Poplar	15.0	600.0	11.0	Mature	Fair	B1	7.2	162.9	Long	
T943	Willow	6.0	200.0	4.0	Middle Age	Good	B1,2	2.4	18.1	Medium	
T944	Ash	8.0	200.0	3.0	Young	Fair	B1	2.4	18.1	Medium	
T945	Willow	3.0	400.0	2.0	Middle Age	Good	C1	4.8	72.4	Medium	
T946	Poplar	16.0	600.0	10.0	Mature	Good	B1	7.2	162.9	Long	
T947	Ash	9.0	200.0	3.0	Middle Age	Good	A1,2	2.4	18.1	Long	
T948	Hawthorn	4.0	100.0	2.0	Young	Good	B1,2	1.2	4.5	Long	
T949	Hawthorn	5.0	100.0	2.0	Middle Age	Fair	C1,2	1.2	4.5	Medium	
T950	Poplar	11.0	600.0	9.0	Mature	Fair	C1	7.2	162.9	Long	
T951	Poplar	16.0	800.0	8.0	Mature	Fair	B1	9.6	289.5	Long	
T952	Poplar	18.0	800.0	7.0	Mature	Good	A1	9.6	289.5	Long	
T953	Maple	12.0	500.0	6.0	Middle Age	Good	A1	6.0	113.1	Long	
T954	Poplar	17.0	800.0	8.0	Mature	Good	A1	9.6	289.5	Long	
T955	Poplar	17.0	900.0	9.0	Mature	Good	A1	10.8	366.4	Long	
T956	Poplar	15.0	500.0	5.0	Middle Age	Fair	B1	6.0	113.1	Long	
T957	Poplar	11.0	400.0	7.0	Mature	Fair	C1	4.8	72.4	Long	
T958	Poplar	10.0	400.0	7.0	Mature	Fair	C1	4.8	72.4	Long	
T959	Elm	7.0	100.0	2.0	Young	Good	B1,2	1.2	4.5	Medium	
T960	Poplar	15.0	600.0	7.0	Middle Age	Good	B1	7.2	162.9	Long	
T961	Birch	13.0	500.0	8.0	Middle Age	Fair	C1	6.0	113.1	Long	
T962	Elm	5.0	100.0	2.0	Young	Good	B1,2	1.2	4.5	Medium	
T963	Oak	7.0	1100.0	6.0	Mature	Good	A1,3	13.2	547.4	Long	
T964	Willow	10.0	600.0	5.0	Mature	Good	A1	7.2	162.9	Long	
T965	Poplar	10.0	400.0	7.0	Middle Age	Fair	C1	4.8	72.4	Long	
T966	Birch	12.0	400.0	6.0	Middle Age	Good	B1	4.8	72.4	Medium	
T967	Maple	13.0	300.0	8.0	Middle Age	Good	B1	3.6	40.7	Long	
T968	Hawthorn	4.0	100.0	3.0	Middle Age	Fair	C1,2	1.2	4.5	Medium	
T969	Birch	12.0	400.0	5.0	Mature	Fair	C1	4.8	72.4	Long	
T970	Willow	4.0	200.0	4.0	Middle Age	Good	B1	2.4	18.1	Long	
T971	Ash	12.0	400.0	5.0	Middle Age	Fair	C1	4.8	72.4	Long	
T972	Ash	15.0	600.0	6.0	Mature	Good	B1	7.2	162.9	Long	
T973	Ash	11.0	500.0	5.0	Mature	Fair	C1	6.0	113.1	Long	
T974	Willow	8.0	100.0	4.0	Middle Age	Good	B1	1.2	4.5	Long	
T975	Birch	12.0	400.0	5.0	Mature	Fair	C1	4.8	72.4	Medium	
T976	Willow	8.0	600.0	8.0	Middle Age	Fair	C1	7.2	162.9	Long	
T977	Birch	12.0	400.0	6.0	Middle Age	Fair	C1	4.8	72.4	Long	

Hinkley Point C Connection Project - Environment Statement Volume 5.21.2 Appendix 21A

Ref	Species	Height	Stem Dia.	Crown Radius (Crown spread for groups)	Maturity	Condition	BS5837 Tree Quality Assess.	Radius of RPA guide circle	BS5837 RPA Area	Estimated Remaining Contribution	TPO
	Common name/s	(m)	(mm)	(m)	Young, Middle Age, Mature	Good, Fair, Poor, Veteran	A,B,C,U (1,2,3)	(m)	(m2)	Long, Medium, Short	(Ref)
T978	Birch	13.0	300.0	6.0	Middle Age	Good	B1	3.6	40.7	Long	
T979	Birch	11.0	300.0	6.0	Middle Age	Good	C1	3.6	40.7	Long	
T980	Poplar	15.0	500.0	5.0	Mature	Good	A1	6.0	113.1	Long	
T981	Ash	10.0	400.0	6.0	Middle Age	Good	C1	4.8	72.4	Long	
T982	Willow	10.0	700.0	6.0	Mature	Fair	B1	8.4	221.7	Long	
T983	Ash	14.0	400.0	8.0	Middle Age	Good	C1	4.8	72.4	Long	
T984	Poplar	14.0	400.0	4.0	Middle Age	Good	A1	4.8	72.4	Long	
T985	Birch	12.0	500.0	6.0	Mature	Fair	C1	6.0	113.1	Medium	
T986	Birch	15.0	500.0	7.0	Mature	Fair	C1	6.0	113.1	Long	
T987	Willow	8.0	300.0	3.0	Middle Age	Good	B1	3.6	40.7	Long	
T988	Birch	13.0	400.0	7.0	Mature	Good	C1	4.8	72.4	Medium	
T989	Birch	10.0	400.0	6.0	Mature	Fair	C1	4.8	72.4	Medium	
T990	Birch	11.0	500.0	7.0	Mature	Fair	C1	6.0	113.1	Medium	
T991	Birch	13.0	300.0	5.0	Mature	Good	B1	3.6	40.7	Long	
T992	Birch	13.0	500.0	5.0	Middle Age	Poor	U	0.0	0.0	Short	
T993	Ash	14.0	400.0	8.0	Mature	Good	B1	4.8	72.4	Long	
T994	Willow	12.0	600.0	5.0	Mature	Fair	B1	7.2	162.9	Long	
T996	Poplar	15.0	800.0	8.0	Mature	Good	B1	9.6	289.5	Long	
T997	Willow	13.0	800.0	7.0	Mature	Good	B1	9.6	289.5	Long	
T998	Willow	15.0	900.0	7.0	Mature	Good	B1	10.8	366.4	Long	
T999	Willow	12.0	800.0	8.0	Mature	Good	B1	9.6	289.5	Long	
T1000	Birch	14.0	300.0	8.0	Mature	Good	C1	3.6	40.7	Long	
T1001	Willow	14.0	900.0	7.0	Mature	Good	B1	10.8	366.4	Long	
T1002	Willow	11.0	700.0	6.0	Mature	Fair	B1	8.4	221.7	Long	
T1003	Poplar	15.0	600.0	5.0	Mature	Good	B1	7.2	162.9	Long	
T1004	Ash	12.0	500.0	9.0	Mature	Fair	C1	6.0	113.1	Medium	
T1005	Birch	11.0	500.0	6.0	Mature	Fair	B1	6.0	113.1	Long	
T1006	Willow	12.0	700.0	9.0	Mature	Fair	B1	8.4	221.7	Long	
T1007	Poplar	14.0	700.0	5.0	Mature	Good	B1	8.4	221.7	Long	
T1008	Willow	13.0	800.0	6.0	Mature	Good	B1	9.6	289.5	Long	
T1009	Ash	12.0	500.0	5.0	Mature	Good	B1	6.0	113.1	Long	
T1010	Hawthorn	5.0	200.0	3.0	Middle Age	Good	B1	2.4	18.1	Long	
T1011	Oak	6.0	900.0	3.0	Mature	Veteran	U	0.0	0.0	Short	
T1012	Willow	13.0	800.0	7.0	Mature	Good	B1	9.6	289.5	Long	
T1013	Ash	11.0	600.0	7.0	Middle Age	Poor	U	0.0	0.0	Short	
T1014	Oak	7.0	800.0	5.0	Mature	Fair	A1,3	9.6	289.5	Long	
T1015	Willow	13.0	800.0	7.0	Mature	Good	B1	9.6	289.5	Long	
T1016	Oak	7.0	800.0	5.0	Mature	Good	A1,3	9.6	289.5	Long	
T1017	Willow	14.0	900.0	7.0	Mature	Good	B1	10.8	366.4	Long	
T1018	Oak	8.0	700.0	5.0	Mature	Good	A1,3	8.4	221.7	Long	
T1020	Oak	13.0	900.0	7.0	Mature	Good	A1,3	10.8	366.4	Long	
T1021	Willow	13.0	800.0	8.0	Mature	Good	B1	9.6	289.5	Long	
T1022	Ash	9.0	200.0	3.0	Middle Age	Good	A1	2.4	18.1	Long	
T1023	Hawthorn	5.0	200.0	3.0	Middle Age	Good	B1	2.4	18.1	Long	
T1024	Hawthorn	4.0	200.0	3.0	Middle Age	Good	B1	2.4	18.1	Long	
T1025	Birch	14.0	600.0	6.0	Mature	Good	A1	7.2	162.9	Long	
T1026	Oak	9.0	800.0	5.0	Mature	Good	A1	9.6	289.5	Long	
T1027	Willow	8.0	200.0	6.0	Middle Age	Good	A1,2	2.4	18.1	Long	

Hinkley Point C Connection Project - Environment Statement Volume 5.21.2 Appendix 21A

Ref	Species	Height	Stem Dia.	Crown Radius (Crown spread for groups)	Maturity	Condition	BS5837 Tree Quality Assess.	Radius of RPA guide circle	BS5837 RPA Area	Estimated Remaining Contribution	TPO
	Common name/s	(m)	(mm)	(m)	Young, Middle Age, Mature	Good, Fair, Poor, Veteran	A,B,C,U (1,2,3)	(m)	(m2)	Long, Medium, Short	(Ref)
T1028	Birch	12.0	500.0	7.0	Middle Age	Fair	B1	6.0	113.1	Long	
T1029	Willow	10.0	600.0	5.0	Middle Age	Fair	B1	7.2	162.9	Long	
T1030	Willow	9.0	1100.0	7.0	Mature	Good	A1,3	13.2	547.4	Long	
T1031	Birch	14.0	600.0	5.0	Mature	Good	A1	7.2	162.9	Long	
T1032	Ash	10.0	300.0	4.0	Middle Age	Good	A1	3.6	40.7	Long	
T1033	Ash	15.0	600.0	7.0	Middle Age	Good	B1	7.2	162.9	Long	
T1034	Oak	9.0	800.0	6.0	Mature	Good	A1	9.6	289.5	Long	
T1035	Ash	15.0	700.0	5.0	Middle Age	Fair	C1	8.4	221.7	Long	
T1036	Maple	8.0	200.0	3.0	Middle Age	Good	B1	2.4	18.1	Long	
T1037	Maple	8.0	200.0	3.0	Middle Age	Good	B1	2.4	18.1	Long	
T1038	Poplar	16.0	700.0	5.0	Middle Age	Good	B1	8.4	221.7	Long	
T1039	Maple	10.0	400.0	4.0	Middle Age	Good	A1	4.8	72.4	Long	
T1040	Willow	14.0	300.0	7.0	Mature	Fair	B1	3.6	40.7	Long	
T1041	Maple	6.0	200.0	3.0	Young	Good	B2	2.4	18.1	Long	
T1042	Maple	7.0	200.0	2.0	Young	Good	C1	2.4	18.1	Long	
T1043	Cherry	8.0	300.0	4.0	Middle Age	Good	B1	3.6	40.7	Medium	
T1044	Maple	8.0	300.0	4.0	Middle Age	Good	A1	3.6	40.7	Long	
T1045	Oak	10.0	700.0	6.0	Mature	Good	A1,3	8.4	221.7	Long	
T1046	Willow	13.0	300.0	4.0	Mature	Good	B1	3.6	40.7	Long	
T1047	Maple	7.0	200.0	2.0	Young	Good	C1	2.4	18.1	Long	
T1048	Maple	7.0	300.0	3.0	Young	Good	C1	3.6	40.7	Long	
T1049	Maple	6.0	200.0	3.0	Young	Good	B2	2.4	18.1	Long	
T1050	Oak	9.0	900.0	6.0	Mature	Good	A1	10.8	366.4	Long	
T1051	Hawthorn	3.0	200.0	2.0	Middle Age	Good	C1	2.4	18.1	Medium	
T1052	Willow	13.0	300.0	5.0	Mature	Good	B1	3.6	40.7	Long	
T1053	Maple	5.0	200.0	5.0	Middle Age	Good	A1	2.4	18.1	Long	
T1054	Oak	5.0	300.0	4.0	Middle Age	Fair	B1	3.6	40.7	Long	
T1055	Willow	7.0	200.0	6.0	Middle Age	Good	C1	2.4	18.1	Medium	
T1056	Willow	7.0	200.0	6.0	Middle Age	Good	C1	2.4	18.1	Medium	
T1057	Willow	14.0	300.0	5.0	Mature	Good	B1	3.6	40.7	Long	
T1058	Willow	14.0	700.0	6.0	Middle Age	Good	B1	8.4	221.7	Long	
T1059	Maple	14.0	600.0	7.0	Middle Age	Good	B1	7.2	162.9	Long	
T1060	Horse Chestnut	8.0	300.0	4.0	Middle Age	Good	B1	3.6	40.7	Long	
T1061	Cherry	9.0	300.0	3.0	Middle Age	Good	B1	3.6	40.7	Long	
T1062	Oak	14.0	900.0	8.0	Mature	Good	A1,3	10.8	366.4	Long	
T1063	Cherry	8.0	300.0	3.0	Middle Age	Fair	C1	3.6	40.7	Medium	
T1064	Alder	9.0	300.0	3.0	Middle Age	Good	B1,2	3.6	40.7	Long	
T1065	Alder	8.0	300.0	3.0	Middle Age	Good	B1,2	3.6	40.7	Long	
T1066	Ash	13.0	500.0	4.0	Mature	Good	A1	6.0	113.1	Long	
T1067	Alder	8.0	300.0	4.0	Middle Age	Good	B1,2	3.6	40.7	Long	
T1068	Alder	7.0	200.0	2.0	Middle Age	Good	B1,2	2.4	18.1	Long	
T1069	Cypress	10.0	300.0	4.0	Middle Age	Good	A1	3.6	40.7	Long	
T1070	Maple	7.0	200.0	2.0	Middle Age	Good	B1	2.4	18.1	Long	
T1071	Rowan	8.0	200.0	2.0	Young	Good	B1	2.4	18.1	Medium	
T1072	Poplar	15.0	600.0	5.0	Mature	Good	A1	7.2	162.9	Long	
T1073	Ash	12.0	400.0	4.0	Mature	Good	B1	4.8	72.4	Long	
T1074	Cypress	13.0	400.0	3.0	Mature	Good	B1	4.8	72.4	Long	
T1075	Cypress	13.0	400.0	3.0	Middle Age	Good	B1	4.8	72.4	Long	

Hinkley Point C Connection Project - Environment Statement Volume 5.21.2 Appendix 21A

Ref	Species	Height	Stem Dia.	Crown Radius (Crown spread for groups)	Maturity	Condition	BS5837 Tree Quality Assess.	Radius of RPA guide circle	BS5837 RPA Area	Estimated Remaining Contribution	TPO
	Common name/s	(m)	(mm)	(m)	Young, Middle Age, Mature	Good, Fair, Poor, Veteran	A,B,C,U (1,2,3)	(m)	(m2)	Long, Medium, Short	(Ref)
T1076	Cypress	12.0	400.0	3.0	Mature	Good	B1	4.8	72.4	Long	
T1077	Elm	10.0	300.0	5.0	Middle Age	Poor	U	0.0	0.0	Short	
T1078	Elm	9.0	300.0	4.0	Middle Age	Poor	U	0.0	0.0	Short	
T1079	Ash	11.0	200.0	5.0	Middle Age	Fair	B1	2.4	18.1	Long	
T1080	Ash	10.0	200.0	4.0	Middle Age	Fair	B1	2.4	18.1	Long	
T1081	Ash	11.0	300.0	4.0	Middle Age	Good	B1	3.6	40.7	Long	
T1082	Ash	13.0	400.0	5.0	Mature	Good	B1	4.8	72.4	Long	
T1083	Cherry	6.0	500.0	6.0	Mature	Good	B1	6.0	113.1	Long	
T1084	Maple	8.0	200.0	3.0	Middle Age	Fair	C1	2.4	18.1	Medium	
T1085	Ash	12.0	300.0	6.0	Middle Age	Good	B1	3.6	40.7	Long	
T1086	Maple	10.0	400.0	4.0	Middle Age	Good	B1	4.8	72.4	Long	
T1087	Elm	9.0	300.0	3.0	Middle Age	Poor	U	0.0	0.0	Short	
T1094	Oak	9.0	2200.0	10.0	Mature	Veteran	A3	15.0	707.0	Long	
T1096	Willow	4.0	200.0	4.0	Middle Age	Good	B1	2.4	18.1	Long	
T1097	Willow	7.0	200.0	2.0	Middle Age	Fair	B1,2	2.4	18.1	Medium	
T1098	Willow	7.0	200.0	2.0	Middle Age	Fair	B1,2	2.4	18.1	Medium	
T1100	Willow	12.0	200.0	3.0	Middle Age	Good	B1,2	2.4	18.1	Medium	
T1101	Willow	10.0	300.0	2.0	Middle Age	Good	B1,2	3.6	40.7	Medium	
T1102	Willow	12.0	300.0	3.0	Mature	Good	A1,2	3.6	40.7	Long	
T1103	Maple	8.0	200.0	4.0	Middle Age	Good	B1,2	2.4	18.1	Medium	
T1104	Willow	11.0	300.0	3.0	Mature	Good	A1,2	3.6	40.7	Long	
T1105	Willow	12.0	300.0	3.0	Mature	Good	A1,2	3.6	40.7	Long	
T1106	Maple	9.0	200.0	3.0	Middle Age	Fair	B1,2	2.4	18.1	Medium	
T1107	Ash	7.0	200.0	3.0	Middle Age	Fair	B1	2.4	18.1	Long	
T1108	Willow	7.0	200.0	6.0	Middle Age	Good	A1	2.4	18.1	Long	
T1109	Maple	6.0	100.0	2.0	Middle Age	Good	B1,2	1.2	4.5	Medium	
T1110	Hawthorn	4.0	200.0	2.0	Middle Age	Good	C1,2	2.4	18.1	Long	
T1111	Maple	7.0	200.0	3.0	Middle Age	Good	B1,2	2.4	18.1	Medium	
T1112	Willow	6.0	200.0	4.0	Middle Age	Good	B1,2	2.4	18.1	Medium	
T1113	Maple	5.0	300.0	3.0	Middle Age	Good	B1	3.6	40.7	Long	
T1114	Willow	4.0	100.0	4.0	Middle Age	Good	C1	1.2	4.5	Long	
T1115	Ash	6.0	200.0	3.0	Middle Age	Good	B1,2	2.4	18.1	Long	
T1116	Poplar	12.0	300.0	5.0	Mature	Fair	A1,2	3.6	40.7	Long	
T1117	Maple	8.0	200.0	4.0	Middle Age	Fair	B1,2	2.4	18.1	Medium	
T1118	Maple	6.0	200.0	3.0	Middle Age	Good	B1	2.4	18.1	Long	
T1119	Willow	7.0	200.0	4.0	Middle Age	Good	B1	2.4	18.1	Medium	
T1120	Ash	7.0	200.0	3.0	Middle Age	Good	A1	2.4	18.1	Long	
T1121	Poplar	9.0	300.0	4.0	Mature	Fair	A1,2	3.6	40.7	Long	
T1122	Maple	8.0	200.0	3.0	Middle Age	Good	B1,2	2.4	18.1	Medium	
T1123	Poplar	11.0	300.0	5.0	Mature	Fair	B1,2	3.6	40.7	Medium	
T1124	Willow	7.0	200.0	3.0	Middle Age	Good	B1,2	2.4	18.1	Medium	
T1125	Willow	10.0	600.0	8.0	Mature	Veteran	B1,2,3	7.2	162.9	Medium	
T1126	Apple	4.0	100.0	4.0	Middle Age	Good	C1	1.2	4.5	Long	
T1127	Maple	7.0	300.0	4.0	Middle Age	Good	A1	3.6	40.7	Long	
T1128	Hawthorn	4.0	200.0	2.0	Middle Age	Good	B1	2.4	18.1	Long	
T1129	Oak	9.0	700.0	8.0	Mature	Good	B1	8.4	221.7	Long	
T1130	Hawthorn	2.0	100.0	1.0	Middle Age	Good	C1	1.2	4.5	Medium	
T1131	Ash	7.0	200.0	3.0	Middle Age	Good	B1,2	2.4	18.1	Long	

Hinkley Point C Connection Project - Environment Statement Volume 5.21.2 Appendix 21A

Ref	Species	Height	Stem Dia.	Crown Radius (Crown spread for groups)	Maturity	Condition	BS5837 Tree Quality Assess.	Radius of RPA guide circle	BS5837 RPA Area	Estimated Remaining Contribution	TPO
	Common name/s	(m)	(mm)	(m)	Young, Middle Age, Mature	Good, Fair, Poor, Veteran	A, B, C, U (1,2,3)	(m)	(m2)	Long, Medium, Short	(Ref)
T1132	Willow	4.0	100.0	3.0	Young	Good	C1	1.2	4.5	Long	
T1133	Ash	7.0	200.0	3.0	Middle Age	Good	C1,2	2.4	18.1	Medium	
T1134	Oak	9.0	600.0	6.0	Middle Age	Fair	B1,2,3	7.2	162.9	Long	
T1138	Ash	6.0	100.0	3.0	Young	Fair	C1	1.2	4.5	Long	
T1139	Ash	9.0	200.0	5.0	Middle Age	Fair	C1	2.4	18.1	Long	
T1140	Ash	8.0	300.0	4.0	Middle Age	Good	B2	3.6	40.7	Long	
T1146	Ash	16.0	600.0	13.0	Mature	Fair	A1,2,3	7.2	162.9	Long	
T1149	Alder	14.0	1600.0	8.0	Mature	Veteran	A3	15.0	707.0	Long	
T1150	Ash	14.0	600.0	8.0	Mature	Fair	B1,2	7.2	162.9	Long	
T1151	Ash	9.0	400.0	7.0	Middle Age	Fair	C1,2	4.8	72.4	Long	
T1152	Ash	12.0	700.0	9.0	Middle Age	Good	B1	8.4	221.7	Long	
T1154	Ash	8.0	400.0	5.0	Middle Age	Fair	C1	4.8	72.4	Medium	
T1155	Ash	14.0	600.0	11.0	Mature	Fair	B1,2,3	7.2	162.9	Long	
T1156	Ash	16.0	600.0	11.0	Mature	Good	A1,2,3	7.2	162.9	Long	
T1157	Oak	6.0	800.0	3.0	Mature	Veteran	U	0.0	0.0	Short	
T1158	Ash	11.0	500.0	13.0	Mature	Good	A1,2,3	6.0	113.1	Long	
T1159	Willow	9.0	1000.0	10.0	Mature	Veteran	A3	12.0	452.4	Long	
T1160	Willow	3.0	100.0	3.0	Young	Good	C1	1.2	4.5	Long	
T1161	Willow	10.0	400.0	6.0	Middle Age	Fair	C1	4.8	72.4	Long	
T1162	Willow	10.0	600.0	8.0	Mature	Good	B1	7.2	162.9	Long	
T1163	Willow	8.0	800.0	9.0	Mature	Good	A1,3	9.6	289.5	Long	
T1164	Hawthorn	4.0	200.0	1.0	Middle Age	Good	C1	2.4	18.1	Long	
T1165	Willow	3.0	100.0	4.0	Young	Good	C1	1.2	4.5	Long	
T1166	Willow	10.0	1000.0	5.0	Mature	Veteran	A3	12.0	452.4	Long	
T1167	Willow	9.0	900.0	11.0	Mature	Veteran	A3	10.8	366.4	Long	
T1168	Willow	9.0	800.0	6.0	Mature	Fair	B1	9.6	289.5	Long	
T1169	Willow	11.0	600.0	8.0	Mature	Good	A1,3	7.2	162.9	Long	
T1170	Ash	10.0	700.0	7.0	Mature	Poor	U	0.0	0.0	Short	
T1171	Willow	12.0	900.0	8.0	Mature	Veteran	A3	10.8	366.4	Long	
T1172	Willow	10.0	1400.0	8.0	Mature	Fair	A3	15.0	707.0	Medium	
T1173	Willow	8.0	500.0	11.0	Mature	Fair	B1	6.0	113.1	Long	
T1174	Willow	11.0	1000.0	7.0	Mature	Veteran	A3	12.0	452.4	Long	
T1175	Willow	9.0	1100.0	12.0	Mature	Veteran	A3	13.2	547.4	Long	
T1176	Willow	10.0	1400.0	10.0	Mature	Veteran	A3	15.0	707.0	Long	
T1177	Ash	10.0	500.0	6.0	Mature	Good	A1,3	6.0	113.1	Long	
T1178	Willow	11.0	1300.0	6.0	Mature	Veteran	A3	15.0	707.0	Long	
T1179	Willow	8.0	1400.0	9.0	Mature	Veteran	A3	15.0	707.0	Long	
T1180	Willow	11.0	1200.0	8.0	Mature	Veteran	A3	14.4	651.4	Long	
T1181	Ash	9.0	500.0	6.0	Middle Age	Fair	C1	6.0	113.1	Long	
T1182	Willow	9.0	1300.0	8.0	Mature	Veteran	A3	15.0	707.0	Long	
T1183	Willow	11.0	500.0	5.0	Mature	Good	B1,2	6.0	113.1	Long	
T1184	Ash	7.0	500.0	5.0	Middle Age	Veteran	B3	6.0	113.1	Medium	
T1185	Willow	7.0	400.0	8.0	Middle Age	Fair	B1,2	4.8	72.4	Long	
T1186	Willow	13.0	1100.0	10.0	Mature	Fair	A1	13.2	547.4	Long	
T1187	Maple	6.0	500.0	5.0	Middle Age	Fair	B1	6.0	113.1	Long	
T1188	Willow	13.0	400.0	4.0	Middle Age	Good	B1	4.8	72.4	Long	
T1189	Willow	15.0	900.0	10.0	Mature	Veteran	A3	10.8	366.4	Long	
T1190	Maple	9.0	500.0	3.0	Middle Age	Veteran	A3	6.0	113.1	Long	

Hinkley Point C Connection Project - Environment Statement Volume 5.21.2 Appendix 21A

Ref	Species	Height	Stem Dia.	Crown Radius (Crown spread for groups)	Maturity	Condition	BS5837 Tree Quality Assess.	Radius of RPA guide circle	BS5837 RPA Area	Estimated Remaining Contribution	TPO
	Common name/s	(m)	(mm)	(m)	Young, Middle Age, Mature	Good, Fair, Poor, Veteran	A,B,C,U (1,2,3)	(m)	(m2)	Long, Medium, Short	(Ref)
T1191	Willow	13.0	800.0	8.0	Mature	Fair	B1	9.6	289.5	Long	
T1192	Willow	7.0	400.0	4.0	Middle Age	Fair	C1	4.8	72.4	Long	
T1193	Willow	7.0	600.0	9.0	Middle Age	Fair	C1	7.2	162.9	Long	
T1194	Ash	13.0	600.0	5.0	Middle Age	Fair	B1	7.2	162.9	Medium	
T1195	Ash	12.0	400.0	9.0	Middle Age	Good	B1	4.8	72.4	Long	
T1196	Hazel	4.0	300.0	6.0	Mature	Good	C1	3.6	40.7	Long	
T1197	Willow	14.0	900.0	8.0	Mature	Fair	B1,2	10.8	366.4	Medium	
T1198	Willow	7.0	1000.0	7.0	Mature	Poor	C2	12.0	452.4	Medium	
T1199	Willow	19.0	1000.0	7.0	Mature	Good	A1,2	12.0	452.4	Medium	
T1200	Oak	8.0	400.0	5.0	Middle Age	Fair	B1,2	4.8	72.4	Long	
T1201	Hawthorn	5.0	400.0	3.0	Mature	Fair	C1	4.8	72.4	Long	
T1202	Elm	6.0	500.0	5.0	Middle Age	Good	C1	6.0	113.1	Medium	
T1203	Willow	11.0	600.0	5.0	Middle Age	Good	A1,3	7.2	162.9	Long	
T1204	Beech	10.0	200.0	4.0	Young	Good	B1	2.4	18.1	Long	
T1205	Beech	10.0	200.0	3.0	Young	Good	B1	2.4	18.1	Long	
T1206	Beech	9.0	200.0	3.0	Young	Good	B1	2.4	18.1	Long	
T1207	Poplar	11.0	300.0	4.0	Middle Age	Good	C1	3.6	40.7	Long	
T1208	Beech	10.0	200.0	4.0	Young	Good	B1	2.4	18.1	Long	
T1209	Poplar	12.0	400.0	4.0	Middle Age	Good	B1	4.8	72.4	Long	
T1210	Elm	8.0	200.0	3.0	Middle Age	Good	B1,2	2.4	18.1	Short	
T1211	Elm	6.0	300.0	3.0	Middle Age	Good	C1	3.6	40.7	Medium	
T1212	Hawthorn	4.0	200.0	3.0	Middle Age	Good	B1	2.4	18.1	Long	
T1213	Willow	11.0	300.0	4.0	Middle Age	Good	C1	3.6	40.7	Long	
T1214	Willow	10.0	300.0	4.0	Middle Age	Good	C1	3.6	40.7	Long	
T1215	Willow	8.0	100.0	3.0	Young	Good	B1	1.2	4.5	Long	
T1216	Willow	10.0	200.0	3.0	Young	Good	B1	2.4	18.1	Long	
T1217	Birch	9.0	200.0	4.0	Young	Good	B1	2.4	18.1	Long	
T1218	Beech	9.0	200.0	3.0	Young	Good	B1	2.4	18.1	Long	
T1219	Hawthorn	6.0	400.0	4.0	Middle Age	Fair	B1	4.8	72.4	Long	
T1220	Beech	9.0	200.0	3.0	Young	Good	B1	2.4	18.1	Long	
T1221	Lime	5.0	300.0	3.0	Middle Age	Fair	C1	3.6	40.7	Long	
T1222	Lime	4.0	100.0	2.0	Young	Fair	C1	1.2	4.5	Long	
T1223	Hawthorn	4.0	100.0	1.0	Young	Good	C1	1.2	4.5	Long	
T1224	Lime	5.0	300.0	3.0	Middle Age	Fair	C1	3.6	40.7	Long	
T1225	Poplar	10.0	400.0	3.0	Middle Age	Good	B1	4.8	72.4	Long	
T1226	Oak	6.0	300.0	4.0	Middle Age	Fair	C1	3.6	40.7	Long	
T1227	Beech	10.0	200.0	3.0	Young	Good	B1	2.4	18.1	Long	
T1228	Birch	10.0	600.0	5.0	Mature	Good	B1	7.2	162.9	Long	
T1229	Beech	10.0	200.0	3.0	Young	Good	B1	2.4	18.1	Long	
T1230	Ash	6.0	100.0	4.0	Middle Age	Good	B1	1.2	4.5	Long	
T1231	Willow	13.0	1300.0	10.0	Mature	Good	A1,3	15.0	707.0	Long	
T1232	Pear	5.0	200.0	3.0	Middle Age	Good	C1	2.4	18.1	Long	
T1233	Willow	12.0	300.0	6.0	Middle Age	Good	A1	3.6	40.7	Long	
T1234	Ash	9.0	200.0	3.0	Middle Age	Good	B1	2.4	18.1	Long	
T1237	Willow	8.0	300.0	4.0	Middle Age	Good	B1	3.6	40.7	Long	
T1238	Ash	5.0	100.0	2.0	Young	Fair	C1	1.2	4.5	Long	
T1239	Walnut	6.0	200.0	3.0	Middle Age	Good	C1	2.4	18.1	Long	
T1240	Ash	5.0	200.0	2.0	Young	Fair	C1	2.4	18.1	Long	

Hinkley Point C Connection Project - Environment Statement Volume 5.21.2 Appendix 21A

Ref	Species	Height	Stem Dia.	Crown Radius (Crown spread for groups)	Maturity	Condition	BS5837 Tree Quality Assess.	Radius of RPA guide circle	BS5837 RPA Area	Estimated Remaining Contribution	TPO
	Common name/s	(m)	(mm)	(m)	Young, Middle Age, Mature	Good, Fair, Poor, Veteran	A,B,C,U (1,2,3)	(m)	(m2)	Long, Medium, Short	(Ref)
T1241	Elder	5.0	200.0	3.0	Middle Age	Fair	C1	2.4	18.1	Long	
T1242	Ash	4.0	100.0	2.0	Young	Fair	C1	1.2	4.5	Long	
T1243	Elm	10.0	300.0	5.0	Middle Age	Good	B1,2	3.6	40.7	Medium	
T1244	Ash	7.0	300.0	5.0	Middle Age	Good	C1	3.6	40.7	Long	
T1245	Ash	15.0	1600.0	8.0	Mature	Fair	A1	15.0	707.0	Medium	
T1246	Ash	11.0	500.0	5.0	Middle Age	Good	B1,2	6.0	113.1	Long	
T1247	Elm	4.0	100.0	3.0	Young	Good	C1	1.2	4.5	Medium	
T1248	Ash	14.0	600.0	5.0	Middle Age	Good	B1,2	7.2	162.9	Long	
T1250	Ash	13.0	600.0	5.0	Middle Age	Fair	B1	7.2	162.9	Medium	
T1253	Maple	7.0	200.0	3.0	Young	Good	C1	2.4	18.1	Long	
T1254	Willow	8.0	600.0	5.0	Middle Age	Good	B1	7.2	162.9	Long	
T1258	Maple	6.0	300.0	3.0	Middle Age	Fair	C1	3.6	40.7	Long	
T1260	Ash	13.0	800.0	7.0	Mature	Fair	C1	9.6	289.5	Medium	
T1261	Oak	7.0	900.0	5.0	Mature	Veteran	A3	10.8	366.4	Long	
T1262	Oak	9.0	1200.0	5.0	Mature	Veteran	A3	14.4	651.4	Long	
T1263	Maple	4.0	400.0	3.0	Mature	Fair	C1	4.8	72.4	Medium	
T1264	Maple	9.0	800.0	6.0	Mature	Good	B1	9.6	289.5	Long	
T1266	Maple	9.0	600.0	6.0	Middle Age	Fair	B1	7.2	162.9	Long	
T1273	Oak	7.0	1000.0	8.0	Mature	Good	B1	12.0	452.4	Long	
T1274	Oak	11.0	1000.0	8.0	Mature	Good	B1	12.0	452.4	Long	
T1276	Hawthorn	4.0	300.0	3.0	Mature	Good	C1	3.6	40.7	Long	
T1277	Hazel	4.0	500.0	3.0	Mature	Fair	C1	6.0	113.1	Long	
T1285	Maple	6.0	500.0	8.0	Mature	Fair	C1	6.0	113.1	Medium	
T1286	Oak	15.0	800.0	5.0	Mature	Fair	B1	9.6	289.5	Long	
T1288	Ash	12.0	700.0	6.0	Mature	Fair	B1	8.4	221.7	Medium	
T1290	Elder	5.0	200.0	3.0	Middle Age	Fair	C1	2.4	18.1	Medium	
T1293	Ash	13.0	1400.0	8.0	Mature	Veteran	A3	15.0	707.0	Medium	
T1295	Ash	14.0	800.0	6.0	Mature	Fair	C1	9.6	289.5	Medium	
T1296	Oak	8.0	1100.0	9.0	Mature	Veteran	A3	13.2	547.4	Long	
T1297	Oak	16.0	900.0	11.0	Mature	Good	B1	10.8	366.4	Long	
T1300	Hawthorn	4.0	300.0	3.0	Mature	Fair	C1	3.6	40.7	Long	
T1303	Oak	15.0	700.0	8.0	Mature	Good	B1	8.4	221.7	Long	
T1306	Oak	11.0	500.0	8.0	Mature	Good	A1	6.0	113.1	Long	
T1307	Oak	8.0	400.0	6.0	Middle Age	Good	A1	4.8	72.4	Long	
T1308	Oak	13.0	600.0	9.0	Mature	Good	A1	7.2	162.9	Long	
T1309	Oak	14.0	500.0	8.0	Mature	Good	A1	6.0	113.1	Long	
T1310	Oak	10.0	400.0	9.0	Mature	Good	A1	4.8	72.4	Long	
T1311	Oak	7.0	400.0	8.0	Middle Age	Good	B1,2	4.8	72.4	Long	
T1312	Maple	6.0	300.0	4.0	Middle Age	Good	B1,2	3.6	40.7	Long	
T1313	Oak	12.0	700.0	5.0	Mature	Good	A1	8.4	221.7	Long	
T1314	Maple	5.0	200.0	7.0	Middle Age	Good	B1	2.4	18.1	Long	
T1315	Maple	8.0	600.0	6.0	Mature	Good	B1	7.2	162.9	Long	
T1316	Holly	8.0	400.0	4.0	Mature	Good	B2	4.8	72.4	Long	
T1317	Ash	17.0	600.0	8.0	Mature	Good	B1,2	7.2	162.9	Long	
T1318	Oak	11.0	800.0	6.0	Mature	Veteran	B1,3	9.6	289.5	Long	
T1319	Pine	10.0	600.0	6.0	Mature	Poor	C1	7.2	162.9	Short	
T1320	Maple	10.0	500.0	5.0	Mature	Good	C1,3	6.0	113.1	Long	
T1321	Holly	6.0	300.0	3.0	Mature	Good	C1	3.6	40.7	Long	

Hinkley Point C Connection Project - Environment Statement Volume 5.21.2 Appendix 21A

Ref	Species	Height	Stem Dia.	Crown Radius (Crown spread for groups)	Maturity	Condition	BS5837 Tree Quality Assess.	Radius of RPA guide circle	BS5837 RPA Area	Estimated Remaining Contribution	TPO
	Common name/s	(m)	(mm)	(m)	Young, Middle Age, Mature	Good, Fair, Poor, Veteran	A,B,C,U (1,2,3)	(m)	(m2)	Long, Medium, Short	(Ref)
T1322	Maple	12.0	900.0	7.0	Mature	Good	A1,2	10.8	366.4	Long	
T1323	Hawthorn	4.0	200.0	2.0	Middle Age	Poor	U	0.0	0.0	Short	
T1324	Maple	15.0	700.0	6.0	Mature	Fair	B1,3	8.4	221.7	Long	
T1325	Hawthorn	5.0	100.0	3.0	Middle Age	Good	C1	1.2	4.5	Long	
T1326	Maple	11.0	600.0	4.0	Mature	Fair	B1,3	7.2	162.9	Medium	
T1327	Maple	9.0	500.0	3.0	Mature	Good	C1,2	6.0	113.1	Long	
T1328	Maple	14.0	800.0	7.0	Mature	Good	A1	9.6	289.5	Long	
T1329	Oak	12.0	1100.0	7.0	Mature	Veteran	A1,3	13.2	547.4	Long	
T1330	Hawthorn	5.0	300.0	3.0	Middle Age	Good	B1	3.6	40.7	Long	
T1331	Oak	13.0	900.0	7.0	Mature	Veteran	A1,3	10.8	366.4	Long	
T1332	Maple	7.0	300.0	4.0	Middle Age	Fair	C1	3.6	40.7	Long	
T1333	Oak	8.0	500.0	3.0	Middle Age	Good	C1,3	6.0	113.1	Long	
T1334	Ash	10.0	400.0	5.0	Middle Age	Good	C1	4.8	72.4	Long	
T1335	Ash	10.0	400.0	4.0	Middle Age	Good	B1	4.8	72.4	Long	
T1336	Ash	10.0	400.0	4.0	Middle Age	Good	C1	4.8	72.4	Long	
T1337	Poplar	10.0	200.0	3.0	Middle Age	Good	C1	2.4	18.1	Long	
T1338	Hawthorn	2.0	100.0	1.0	Middle Age	Good	C1	1.2	4.5	Long	
T1339	Ash	9.0	500.0	4.0	Middle Age	Good	B1	6.0	113.1	Long	
T1340	Hawthorn	5.0	200.0	2.0	Middle Age	Good	B1	2.4	18.1	Long	
T1341	Ash	8.0	400.0	4.0	Middle Age	Good	B1	4.8	72.4	Long	
T1342	Ash	5.0	200.0	3.0	Young	Good	C1,2	2.4	18.1	Long	
T1343	Ash	9.0	400.0	4.0	Middle Age	Good	B1	4.8	72.4	Long	
T1344	Ash	8.0	400.0	4.0	Middle Age	Good	B1,2	4.8	72.4	Long	
T1345	Ash	9.0	400.0	4.0	Middle Age	Good	B1	4.8	72.4	Long	
T1346	Ash	6.0	200.0	3.0	Middle Age	Good	B1,2	2.4	18.1	Long	
T1347	Ash	8.0	300.0	3.0	Middle Age	Good	B1,2	3.6	40.7	Long	
T1348	Hawthorn	5.0	100.0	2.0	Middle Age	Good	B1	1.2	4.5	Long	
T1349	Ash	10.0	600.0	5.0	Middle Age	Good	B1	7.2	162.9	Long	
T1350	Ash	10.0	300.0	5.0	Middle Age	Good	A1	3.6	40.7	Long	
T1351	Ash	7.0	100.0	3.0	Middle Age	Good	A1	1.2	4.5	Long	
T1352	Ash	8.0	500.0	3.0	Middle Age	Good	B1	6.0	113.1	Long	
T1353	Ash	8.0	400.0	4.0	Middle Age	Good	B1	4.8	72.4	Long	
T1354	Ash	8.0	200.0	4.0	Middle Age	Good	A1	2.4	18.1	Long	
T1355	Ash	7.0	400.0	5.0	Middle Age	Good	A1	4.8	72.4	Long	
T1356	Ash	8.0	200.0	4.0	Middle Age	Good	A1	2.4	18.1	Long	
T1357	Ash	9.0	500.0	4.0	Middle Age	Good	B1	6.0	113.1	Long	
T1358	Hawthorn	4.0	200.0	1.0	Middle Age	Fair	C1	2.4	18.1	Long	
T1359	Ash	11.0	300.0	4.0	Middle Age	Good	A1	3.6	40.7	Long	
T1360	Hawthorn	4.0	200.0	2.0	Middle Age	Fair	C1	2.4	18.1	Long	
T1361	Maple	8.0	300.0	2.0	Middle Age	Good	C1	3.6	40.7	Long	
T1362	Ash	6.0	900.0	3.0	Mature	Veteran	B3	10.8	366.4	Medium	
T1363	Hawthorn	4.0	200.0	2.0	Middle Age	Good	B1	2.4	18.1	Long	
T1364	Maple	6.0	300.0	2.0	Middle Age	Good	C1	3.6	40.7	Long	
T1365	Hawthorn	4.0	200.0	2.0	Middle Age	Good	B1	2.4	18.1	Long	
T1366	Ash	15.0	600.0	9.0	Middle Age	Good	B1	7.2	162.9	Long	
T1367	Ash	7.0	1000.0	6.0	Mature	Veteran	B3	12.0	452.4	Medium	
T1368	Ash	12.0	400.0	5.0	Middle Age	Fair	B1	4.8	72.4	Long	
T1369	Ash	17.0	700.0	6.0	Mature	Fair	C1	8.4	221.7	Long	

Hinkley Point C Connection Project - Environment Statement Volume 5.21.2 Appendix 21A

Ref	Species	Height	Stem Dia.	Crown Radius (Crown spread for groups)	Maturity	Condition	BS5837 Tree Quality Assess.	Radius of RPA guide circle	BS5837 RPA Area	Estimated Remaining Contribution	TPO
	Common name/s	(m)	(mm)	(m)	Young, Middle Age, Mature	Good, Fair, Poor, Veteran	A,B,C,U (1,2,3)	(m)	(m2)	Long, Medium, Short	(Ref)
T1370	Ash	13.0	700.0	6.0	Mature	Fair	B1	8.4	221.7	Long	
T1371	Ash	14.0	600.0	5.0	Middle Age	Fair	C1	7.2	162.9	Medium	
T1372	Ash	15.0	700.0	5.0	Middle Age	Fair	B1	8.4	221.7	Medium	
T1379	Ash	12.0	600.0	5.0	Mature	Good	B1	7.2	162.9	Long	
T1383	Ash	21.0	700.0	6.0	Mature	Good	B1	8.4	221.7	Long	
T1384	Maple	15.0	800.0	7.0	Mature	Good	B1	9.6	289.5	Long	
T1386	Oak	16.0	800.0	9.0	Mature	Good	B1	9.6	289.5	Long	
T1387	Oak	20.0	900.0	10.0	Mature	Good	A1	10.8	366.4	Long	
T1388	Oak	20.0	800.0	12.0	Mature	Good	B1	9.6	289.5	Long	
T1389	Ash	16.0	700.0	10.0	Mature	Fair	B1	8.4	221.7	Long	
T1390	Ash	13.0	400.0	6.0	Middle Age	Good	B1	4.8	72.4	Long	
T1391	Oak	17.0	900.0	11.0	Mature	Good	A1	10.8	366.4	Long	
T1392	Oak	8.0	200.0	3.0	Middle Age	Good	A1	2.4	18.1	Long	
T1393	Maple	6.0	100.0	3.0	Middle Age	Good	A1	1.2	4.5	Long	
T1394	Ash	16.0	700.0	8.0	Mature	Good	B1	8.4	221.7	Long	
T1395	Oak	13.0	400.0	5.0	Mature	Good	C1	4.8	72.4	Long	
T1396	Ash	17.0	600.0	8.0	Mature	Fair	C1	7.2	162.9	Long	
T1397	Oak	16.0	600.0	7.0	Mature	Fair	C1	7.2	162.9	Long	
T1398	Ash	16.0	800.0	10.0	Mature	Good	B1	9.6	289.5	Long	
T1399	Ash	12.0	200.0	5.0	Middle Age	Good	A1	2.4	18.1	Long	
T1400	Beech	15.0	600.0	6.0	Middle Age	Good	B1	7.2	162.9	Long	
T1401	Ash	15.0	700.0	9.0	Mature	Fair	C1	8.4	221.7	Medium	
T1402	Ash	15.0	700.0	7.0	Mature	Good	B1	8.4	221.7	Long	
T1403	Oak	14.0	500.0	6.0	Mature	Fair	C1	6.0	113.1	Medium	
T1404	Ash	15.0	600.0	9.0	Mature	Good	C1	7.2	162.9	Long	
T1405	Ash	15.0	500.0	7.0	Mature	Good	B1	6.0	113.1	Long	
T1406	Oak	18.0	1000.0	11.0	Mature	Good	B1	12.0	452.4	Long	
T1407	Oak	21.0	1100.0	11.0	Mature	Good	A1	13.2	547.4	Long	
T1408	Ash	14.0	800.0	8.0	Mature	Fair	C1	9.6	289.5	Medium	
T1409	Ash	15.0	600.0	9.0	Mature	Fair	C1	7.2	162.9	Medium	
T1410	Oak	19.0	800.0	15.0	Mature	Good	B1	9.6	289.5	Long	
T1411	Oak	21.0	800.0	11.0	Mature	Good	A1	9.6	289.5	Long	
T1412	Oak	12.0	300.0	5.0	Middle Age	Good	A1	3.6	40.7	Long	
T1413	Ash	18.0	700.0	7.0	Mature	Good	A1	8.4	221.7	Long	
T1414	Ash	15.0	400.0	7.0	Mature	Fair	C1	4.8	72.4	Long	
T1415	Ash	15.0	500.0	7.0	Mature	Good	C1	6.0	113.1	Long	
T1416	Ash	16.0	400.0	6.0	Mature	Good	B1	4.8	72.4	Long	
T1417	Oak	21.0	900.0	8.0	Mature	Good	A1	10.8	366.4	Long	
T1418	Ash	15.0	600.0	9.0	Mature	Good	B1	7.2	162.9	Long	
T1419	Ash	9.0	400.0	5.0	Middle Age	Good	B1	4.8	72.4	Long	
T1420	Oak	12.0	500.0	6.0	Middle Age	Fair	C1	6.0	113.1	Long	
T1421	Laurel	9.0	400.0	6.0	Young	Good	C1	4.8	72.4	Medium	
T1422	Hawthorn	6.0	200.0	4.0	Middle Age	Good	C1	2.4	18.1	Long	
T1423	Ash	17.0	600.0	8.0	Mature	Good	A1	7.2	162.9	Long	
T1424	Ash	4.0	100.0	2.0	Young	Good	C1	1.2	4.5	Long	
T1425	Oak	11.0	600.0	8.0	Middle Age	Good	B1	7.2	162.9	Long	
T1426	Ash	16.0	600.0	7.0	Mature	Good	A1,2	7.2	162.9	Long	
T1427	Ash	25.0	1300.0	12.0	Mature	Fair	A1,2	15.0	707.0	Long	

Hinkley Point C Connection Project - Environment Statement Volume 5.21.2 Appendix 21A

Ref	Species	Height	Stem Dia.	Crown Radius (Crown spread for groups)	Maturity	Condition	BS5837 Tree Quality Assess.	Radius of RPA guide circle	BS5837 RPA Area	Estimated Remaining Contribution	TPO
	Common name/s	(m)	(mm)	(m)	Young, Middle Age, Mature	Good, Fair, Poor, Veteran	A,B,C,U (1,2,3)	(m)	(m2)	Long, Medium, Short	(Ref)
T1428	Oak	18.0	800.0	11.0	Mature	Good	A1	9.6	289.5	Long	
T1429	Ash	18.0	800.0	7.0	Mature	Good	A1,2	9.6	289.5	Long	
T1430	Ash	18.0	800.0	9.0	Mature	Fair	B2	9.6	289.5	Medium	
T1431	Ash	26.0	700.0	7.0	Middle Age	Good	B2	8.4	221.7	Long	
T1432	Ash	17.0	600.0	8.0	Middle Age	Good	B1,2	7.2	162.9	Long	
T1433	Ash	13.0	600.0	8.0	Mature	Good	A1,3	7.2	162.9	Long	
T1434	Hawthorn	3.0	200.0	2.0	Middle Age	Good	C1	2.4	18.1	Medium	
T1435	Maple	12.0	700.0	6.0	Mature	Good	B1,2	8.4	221.7	Long	
T1436	Elder	6.0	400.0	3.0	Middle Age	Poor	U	0.0	0.0	Short	
T1437	Ash	15.0	700.0	5.0	Middle Age	Fair	B1	8.4	221.7	Medium	
T1438	Ash	20.0	900.0	13.0	Mature	Fair	B1	10.8	366.4	Medium	
T1439	Ash	13.0	600.0	5.0	Mature	Fair	B1	7.2	162.9	Long	
T1440	Ash	15.0	600.0	6.0	Mature	Fair	C1	7.2	162.9	Medium	
T1441	Ash	15.0	800.0	11.0	Mature	Fair	B1	9.6	289.5	Long	
T1442	Ash	10.0	900.0	5.0	Mature	Fair	A1,3	10.8	366.4	Long	
T1443	Ash	16.0	700.0	10.0	Mature	Fair	B1	8.4	221.7	Medium	
T1444	Ash	15.0	700.0	8.0	Mature	Good	B1	8.4	221.7	Long	
T1445	Hazel	7.0	500.0	5.0	Mature	Good	C1	6.0	113.1	Long	
T1446	Ash	12.0	300.0	4.0	Middle Age	Good	C1	3.6	40.7	Long	
T1447	Oak	13.0	700.0	9.0	Mature	Good	A1	8.4	221.7	Long	
T1448	Oak	11.0	400.0	6.0	Middle Age	Good	B1	4.8	72.4	Long	
T1449	Ash	17.0	1100.0	7.0	Mature	Good	B1	13.2	547.4	Long	
T1450	Maple	8.0	500.0	6.0	Mature	Fair	B1,2	6.0	113.1	Long	
T1451	Maple	12.0	500.0	6.0	Mature	Fair	B1,2	6.0	113.1	Long	
T1452	Willow	7.0	800.0	6.0	Mature	Fair	B1	9.6	289.5	Long	
T1453	Ash	14.0	1200.0	8.0	Mature	Veteran	A1,2,3	14.4	651.4	Long	
T1454	Willow	5.0	600.0	5.0	Mature	Fair	B1	7.2	162.9	Long	
T1455	Oak	16.0	900.0	8.0	Mature	Good	A1,2	10.8	366.4	Long	
T1456	Lime	16.0	800.0	6.0	Mature	Good	A1,2	9.6	289.5	Long	
T1457	Oak	18.0	1300.0	10.0	Mature	Fair	A1	15.0	707.0	Long	
T1458	Oak	16.0	800.0	9.0	Mature	Good	A1,2	9.6	289.5	Long	
T1459	Ash	10.0	500.0	7.0	Middle Age	Fair	C2	6.0	113.1	Medium	
T1460	Lime	17.0	1100.0	7.0	Mature	Good	A1,2	13.2	547.4	Long	
T1461	Ash	12.0	400.0	8.0	Middle Age	Good	B2	4.8	72.4	Long	
T1462	Ash	12.0	700.0	7.0	Middle Age	Fair	B1	8.4	221.7	Medium	
T1463	Oak	5.0	600.0	2.0	Mature	Fair	B3	7.2	162.9	Long	
T1464	Lime	14.0	1400.0	12.0	Mature	Fair	B1,2	15.0	707.0	Long	
T1465	Hazel	5.0	300.0	3.0	Middle Age	Good	C1,2	3.6	40.7	Long	
T1466	Ash	15.0	1000.0	7.0	Mature	Good	A1,2	12.0	452.4	Long	
T1467	Hazel	5.0	300.0	3.0	Middle Age	Fair	C1	3.6	40.7	Long	
T1468	Oak	14.0	700.0	7.0	Mature	Good	B1,2	8.4	221.7	Long	
T1469	Hawthorn	5.0	300.0	4.0	Middle Age	Good	C1	3.6	40.7	Long	
T1470	Ash	10.0	800.0	7.0	Mature	Good	B1	9.6	289.5	Long	
T1471	Lime	18.0	1000.0	9.0	Mature	Good	B1	12.0	452.4	Long	
T1472	Ash	19.0	900.0	9.0	Mature	Fair	B1	10.8	366.4	Medium	
T1473	Ash	16.0	800.0	7.0	Mature	Good	B1	9.6	289.5	Long	
T1474	Oak	15.0	1500.0	7.0	Mature	Veteran	A3	15.0	707.0	Long	
T1475	Hazel	5.0	300.0	3.0	Middle Age	Fair	C1	3.6	40.7	Long	

Hinkley Point C Connection Project - Environment Statement Volume 5.21.2 Appendix 21A

Ref	Species	Height	Stem Dia.	Crown Radius (Crown spread for groups)	Maturity	Condition	BS5837 Tree Quality Assess.	Radius of RPA guide circle	BS5837 RPA Area	Estimated Remaining Contribution	TPO
	Common name/s	(m)	(mm)	(m)	Young, Middle Age, Mature	Good, Fair, Poor, Veteran	A, B, C, U (1,2,3)	(m)	(m2)	Long, Medium, Short	(Ref)
T1476	Hazel	5.0	300.0	2.0	Middle Age	Good	C1	3.6	40.7	Long	
T1477	Ash	15.0	1100.0	5.0	Mature	Fair	B1	13.2	547.4	Medium	
T1478	Hawthorn	5.0	300.0	2.0	Middle Age	Good	C1	3.6	40.7	Long	
T1479	Ash	14.0	1000.0	8.0	Mature	Fair	B1	12.0	452.4	Medium	
T1480	Hawthorn	5.0	300.0	2.0	Middle Age	Good	C1	3.6	40.7	Long	
T1481	Ash	17.0	1000.0	7.0	Mature	Good	A1	12.0	452.4	Long	
T1482	Ash	16.0	800.0	7.0	Mature	Good	B1	9.6	289.5	Long	
T1483	Ash	15.0	400.0	7.0	Middle Age	Good	B1	4.8	72.4	Long	
T1484	Oak	13.0	700.0	7.0	Mature	Good	A1	8.4	221.7	Long	
T1485	Ash	16.0	1400.0	8.0	Mature	Good	A1	15.0	707.0	Long	
T1486	Western Red Cedar	8.0	300.0	2.0	Middle Age	Good	B1	3.6	40.7	Long	
T1487	Cypress	8.0	300.0	2.0	Middle Age	Good	B1	3.6	40.7	Long	
T1488	Birch	9.0	300.0	4.0	Middle Age	Good	B1	3.6	40.7	Long	
T1489	Maple	7.0	200.0	3.0	Middle Age	Good	B1	2.4	18.1	Long	
T1490	Willow	18.0	300.0	4.0	Middle Age	Good	B1	3.6	40.7	Long	
T1491	Cypress	9.0	300.0	3.0	Middle Age	Good	B1	3.6	40.7	Long	
T1492	Cypress	17.0	500.0	3.0	Middle Age	Good	B1	6.0	113.1	Long	
T1493	Cypress	9.0	300.0	2.0	Middle Age	Good	B1	3.6	40.7	Long	
T1494	Maple	5.0	500.0	5.0	Middle Age	Fair	C1	6.0	113.1	Long	
T1495	Cedar	14.0	400.0	5.0	Middle Age	Good	C1	4.8	72.4	Long	
T1496	Ash	7.0	300.0	3.0	Middle Age	Good	C1	3.6	40.7	Long	
T1497	Hawthorn	5.0	300.0	3.0	Middle Age	Fair	C1	3.6	40.7	Long	
T1498	Poplar	14.0	700.0	6.0	Middle Age	Fair	C1	8.4	221.7	Medium	
T1499	Cypress	7.0	200.0	1.0	Middle Age	Good	C1	2.4	18.1	Long	
T1500	Maple	13.0	400.0	6.0	Middle Age	Good	B1	4.8	72.4	Long	
T1501	Hawthorn	5.0	200.0	2.0	Middle Age	Poor	U	0.0	0.0	Short	
T1502	Horse Chestnut	11.0	600.0	7.0	Middle Age	Good	B1	7.2	162.9	Long	
T1503	Elm	5.0	200.0	2.0	Middle Age	Fair	C1	2.4	18.1	Medium	
T1504	Elm	7.0	200.0	2.0	Middle Age	Fair	C1	2.4	18.1	Medium	
T1505	Horse Chestnut	12.0	500.0	7.0	Middle Age	Good	B1	6.0	113.1	Long	
T1506	Willow	5.0	300.0	3.0	Mature	Good	C1	3.6	40.7	Long	
T1507	Elm	5.0	200.0	2.0	Middle Age	Fair	C1	2.4	18.1	Medium	
T1508	Cypress	11.0	300.0	2.0	Middle Age	Good	B1	3.6	40.7	Long	
T1509	Ash	8.0	400.0	4.0	Middle Age	Good	B1	4.8	72.4	Long	
T1510	Eucalyptus	14.0	500.0	9.0	Middle Age	Good	B1	6.0	113.1	Long	
T1511	Ash	7.0	200.0	2.0	Young	Good	C1	2.4	18.1	Long	
T1512	Elm	7.0	200.0	2.0	Middle Age	Good	C1	2.4	18.1	Medium	
T1513	Ash	7.0	200.0	6.0	Middle Age	Good	C1	2.4	18.1	Long	
T1514	Alder	13.0	400.0	4.0	Middle Age	Good	C1	4.8	72.4	Long	
T1515	Alder	14.0	400.0	3.0	Middle Age	Good	C1	4.8	72.4	Long	
T1516	Hawthorn	5.0	300.0	6.0	Middle Age	Good	C1	3.6	40.7	Long	
T1517	Alder	5.0	200.0	3.0	Middle Age	Fair	C1	2.4	18.1	Long	
T1518	Ash	8.0	400.0	4.0	Middle Age	Fair	C1	4.8	72.4	Long	
T1519	Ash	11.0	600.0	8.0	Middle Age	Good	B1	7.2	162.9	Long	
T1520	Ash	13.0	600.0	5.0	Mature	Good	B1	7.2	162.9	Long	
T1521	Ash	12.0	500.0	6.0	Middle Age	Poor	U	0.0	0.0	Short	
T1522	Apple	6.0	400.0	3.0	Middle Age	Good	C1	4.8	72.4	Long	
T1525	Ash	6.0	600.0	4.0	Middle Age	Fair	B1	7.2	162.9	Medium	

Hinkley Point C Connection Project - Environment Statement Volume 5.21.2 Appendix 21A

Ref	Species	Height	Stem Dia.	Crown Radius (Crown spread for groups)	Maturity	Condition	BS5837 Tree Quality Assess.	Radius of RPA guide circle	BS5837 RPA Area	Estimated Remaining Contribution	TPO
	Common name/s	(m)	(mm)	(m)	Young, Middle Age, Mature	Good, Fair, Poor, Veteran	A, B, C, U (1,2,3)	(m)	(m2)	Long, Medium, Short	(Ref)
T1526	Larch	9.0	300.0	6.0	Middle Age	Good	C1	3.6	40.7	Long	
T1527	Maple	5.0	300.0	3.0	Middle Age	Fair	C1	3.6	40.7	Long	
T1528	Indian Bean	12.0	500.0	6.0	Middle Age	Fair	B1	6.0	113.1	Long	
T1529	Walnut	15.0	500.0	7.0	Middle Age	Good	B1	6.0	113.1	Long	
T1530	Ash	14.0	500.0	8.0	Middle Age	Fair	B1	6.0	113.1	Medium	
T1531	Ash	10.0	500.0	6.0	Mature	Good	B1	6.0	113.1	Long	
T1532	Ash	14.0	500.0	5.0	Middle Age	Good	B2	6.0	113.1	Long	
T1533	Ash	19.0	700.0	8.0	Mature	Good	A1	8.4	221.7	Long	
T1534	Elm	5.0	100.0	2.0	Young	Fair	C1	1.2	4.5	Medium	
T1535	Alder	12.0	800.0	6.0	Mature	Fair	B1	9.6	289.5	Medium	
T1536	Willow	11.0	1500.0	6.0	Mature	Veteran	A3	15.0	707.0	Long	
T1537	Hawthorn	4.0	300.0	2.0	Middle Age	Good	C1	3.6	40.7	Long	
T1538	Eucalyptus	17.0	500.0	6.0	Middle Age	Good	B1	6.0	113.1	Long	
T1539	Maple	11.0	300.0	4.0	Middle Age	Good	B1	3.6	40.7	Long	
T1540	Plum	4.0	200.0	2.0	Young	Fair	C1	2.4	18.1	Long	
T1555	Willow	8.0	700.0	4.0	Mature	Fair	A1,3	8.4	221.7	Long	
T1557	Willow	7.0	800.0	9.0	Mature	Poor	C1	9.6	289.5	Medium	
T1561	Willow	5.0	300.0	3.0	Middle Age	Good	C1	3.6	40.7	Long	
T1564	Ash	6.0	200.0	3.0	Middle Age	Fair	C1	2.4	18.1	Long	
T1568	Ash	14.0	500.0	8.0	Mature	Good	A1	6.0	113.1	Long	
T1569	Oak	9.0	500.0	4.0	Mature	Fair	B1	6.0	113.1	Long	TPO439 NSo
T1570	Ash	13.0	900.0	6.0	Mature	Good	A1	10.8	366.4	Long	TPO439 NSo
T1571	Oak	16.0	1000.0	11.0	Mature	Good	A1	12.0	452.4	Long	TPO439 NSo
T1572	Oak	13.0	500.0	6.0	Middle Age	Good	A1	6.0	113.1	Long	
T1573	Oak	9.0	700.0	4.0	Middle Age	Good	C1	8.4	221.7	Long	TPO439 NSo
T1574	Oak	15.0	600.0	7.0	Mature	Good	B1	7.2	162.9	Long	
T1575	Ash	9.0	400.0	7.0	Middle Age	Fair	B1	4.8	72.4	Long	
T1576	Oak	10.0	700.0	5.0	Mature	Fair	C1	8.4	221.7	Long	TPO439 NSo
T1577	Oak	6.0	500.0	3.0	Mature	Fair	C1	6.0	113.1	Long	
T1578	Ash	6.0	100.0	4.0	Middle Age	Good	B1	1.2	4.5	Long	
T1579	Ash	9.0	400.0	5.0	Middle Age	Good	B1	4.8	72.4	Long	
T1580	Willow	5.0	1100.0	2.0	Mature	Good	B1	13.2	547.4	Long	
T1581	Ash	10.0	400.0	3.0	Middle Age	Good	B1	4.8	72.4	Long	
T1582	Oak	12.0	600.0	5.0	Mature	Good	B1	7.2	162.9	Long	
T1583	Ash	12.0	400.0	5.0	Middle Age	Good	A1	4.8	72.4	Long	TPO698 NSo
T1584	Ash	7.0	700.0	3.0	Mature	Fair	B1	8.4	221.7	Long	
T1585	Oak	11.0	800.0	10.0	Mature	Good	A1	9.6	289.5	Long	
T1586	Ash	9.0	500.0	6.0	Middle Age	Fair	B1	6.0	113.1	Long	TPO698 NSo
T1587	Willow	5.0	1100.0	2.0	Mature	Good	B1	13.2	547.4	Long	
T1588	Ash	8.0	200.0	2.0	Young	Fair	C1	2.4	18.1	Long	
T1589	Ash	9.0	300.0	3.0	Middle Age	Good	B1	3.6	40.7	Long	
T1590	Ash	8.0	400.0	5.0	Middle Age	Fair	B1	4.8	72.4	Long	TPO698 NSo
T1591	Ash	9.0	300.0	4.0	Young	Good	B1	3.6	40.7	Long	
T1592	Ash	12.0	800.0	10.0	Mature	Good	A1	9.6	289.5	Long	TPO698 NSo
T1593	Oak	6.0	200.0	4.0	Young	Good	B1	2.4	18.1	Long	
T1594	Willow	5.0	1100.0	3.0	Mature	Good	B1	13.2	547.4	Long	
T1595	Oak	17.0	700.0	6.0	Mature	Good	B1	8.4	221.7	Long	TPO698 NSo
T1596	Ash	9.0	400.0	5.0	Middle Age	Good	B1	4.8	72.4	Long	TPO698 NSo

Hinkley Point C Connection Project - Environment Statement Volume 5.21.2 Appendix 21A

Ref	Species	Height	Stem Dia.	Crown Radius (Crown spread for groups)	Maturity	Condition	BS5837 Tree Quality Assess.	Radius of RPA guide circle	BS5837 RPA Area	Estimated Remaining Contribution	TPO
	Common name/s	(m)	(mm)	(m)	Young, Middle Age, Mature	Good, Fair, Poor, Veteran	A, B, C, U (1,2,3)	(m)	(m2)	Long, Medium, Short	(Ref)
T1597	Oak	10.0	700.0	6.0	Mature	Good	B1	8.4	221.7	Long	
T1598	Maple	9.0	300.0	4.0	Middle Age	Fair	C1	3.6	40.7	Medium	
T1599	Oak	9.0	400.0	6.0	Middle Age	Fair	B1	4.8	72.4	Long	
T1600	Oak	9.0	600.0	4.0	Mature	Good	B1	7.2	162.9	Long	
T1601	Oak	9.0	600.0	11.0	Mature	Good	B1	7.2	162.9	Long	
T1602	Maple	10.0	500.0	4.0	Middle Age	Fair	C1	6.0	113.1	Medium	
T1603	Oak	12.0	700.0	6.0	Mature	Good	B1	8.4	221.7	Long	
T1604	Hawthorn	6.0	200.0	3.0	Middle Age	Fair	C1	2.4	18.1	Long	TPO698 NSo
T1605	Oak	9.0	400.0	3.0	Middle Age	Fair	C1	4.8	72.4	Medium	
T1606	Hawthorn	5.0	200.0	2.0	Middle Age	Poor	U	0.0	0.0	Short	TPO698 NSo
T1607	Hawthorn	5.0	200.0	2.0	Middle Age	Fair	C1	2.4	18.1	Medium	TPO698 NSo
T1608	Willow	9.0	200.0	6.0	Middle Age	Fair	C1	2.4	18.1	Long	
T1609	Willow	7.0	900.0	3.0	Mature	Fair	B1	10.8	366.4	Long	
T1610	Hawthorn	6.0	500.0	3.0	Mature	Fair	C1	6.0	113.1	Long	
T1611	Oak	13.0	700.0	8.0	Mature	Good	B1	8.4	221.7	Long	TPO698 NSo
T1612	Willow	10.0	800.0	9.0	Mature	Good	B1	9.6	289.5	Long	
T1613	Oak	11.0	600.0	5.0	Mature	Fair	B1	7.2	162.9	Long	
T1614	Hawthorn	4.0	100.0	2.0	Middle Age	Good	C1	1.2	4.5	Long	
T1615	Ash	12.0	600.0	6.0	Mature	Good	B1	7.2	162.9	Long	
T1616	Hawthorn	4.0	100.0	2.0	Middle Age	Good	C1	1.2	4.5	Long	
T1617	Oak	15.0	800.0	5.0	Mature	Good	A1	9.6	289.5	Long	
T1618	Ash	13.0	600.0	8.0	Mature	Good	B1	7.2	162.9	Long	
T1619	Willow	10.0	800.0	8.0	Mature	Good	B1	9.6	289.5	Long	
T1620	Hawthorn	6.0	500.0	3.0	Mature	Fair	C1	6.0	113.1	Long	
T1621	Oak	12.0	700.0	6.0	Mature	Good	B1	8.4	221.7	Long	
T1622	Oak	11.0	700.0	6.0	Mature	Good	B1	8.4	221.7	Long	
T1623	Oak	8.0	600.0	9.0	Mature	Good	B1	7.2	162.9	Long	
T1624	Oak	14.0	600.0	7.0	Mature	Good	B1	7.2	162.9	Long	
T1625	Oak	12.0	600.0	7.0	Middle Age	Good	B3	7.2	162.9	Long	TPO698 NSo
T1626	Oak	9.0	500.0	7.0	Mature	Good	B1	6.0	113.1	Long	TPO698 NSo
T1627	Oak	12.0	500.0	6.0	Mature	Fair	B1	6.0	113.1	Long	
T1628	Ash	10.0	300.0	4.0	Middle Age	Fair	C1	3.6	40.7	Medium	
T1629	Ash	12.0	300.0	3.0	Middle Age	Good	B1	3.6	40.7	Long	
T1630	Ash	9.0	300.0	6.0	Middle Age	Fair	C1	3.6	40.7	Medium	
T1631	Cypress	14.0	500.0	3.0	Mature	Good	B1	6.0	113.1	Long	
T1632	Poplar	12.0	700.0	5.0	Mature	Good	B1	8.4	221.7	Long	
T1633	Poplar	15.0	700.0	3.0	Mature	Good	B1	8.4	221.7	Long	
T1634	Oak	11.0	400.0	4.0	Mature	Fair	C1	4.8	72.4	Long	
T1635	Oak	9.0	400.0	6.0	Middle Age	Fair	B1	4.8	72.4	Long	
T1636	Cypress	13.0	500.0	3.0	Mature	Good	B1	6.0	113.1	Long	
T1637	Oak	12.0	600.0	8.0	Mature	Good	B1	7.2	162.9	Long	
T1638	Oak	13.0	700.0	8.0	Mature	Fair	B1	8.4	221.7	Long	
T1639	Ash	11.0	300.0	6.0	Middle Age	Fair	C1	3.6	40.7	Medium	
T1640	Alder	11.0	500.0	5.0	Mature	Good	C1	6.0	113.1	Long	
T1641	Holly	7.0	400.0	3.0	Middle Age	Good	B1	4.8	72.4	Long	TPO698 NSo
T1642	Ash	9.0	300.0	4.0	Middle Age	Fair	C1	3.6	40.7	Medium	
T1643	Oak	13.0	600.0	5.0	Mature	Good	B1	7.2	162.9	Long	TPO698 NSo
T1644	Ash	12.0	500.0	5.0	Middle Age	Fair	C1	6.0	113.1	Medium	

Hinkley Point C Connection Project - Environment Statement Volume 5.21.2 Appendix 21A

Ref	Species	Height	Stem Dia.	Crown Radius (Crown spread for groups)	Maturity	Condition	BS5837 Tree Quality Assess.	Radius of RPA guide circle	BS5837 RPA Area	Estimated Remaining Contribution	TPO
	Common name/s	(m)	(mm)	(m)	Young, Middle Age, Mature	Good, Fair, Poor, Veteran	A,B,C,U (1,2,3)	(m)	(m2)	Long, Medium, Short	(Ref)
T1645	Oak	11.0	700.0	8.0	Mature	Good	B1	8.4	221.7	Long	
T1646	Oak	13.0	700.0	9.0	Mature	Good	B1	8.4	221.7	Long	
T1647	Oak	12.0	600.0	8.0	Mature	Good	B1	7.2	162.9	Long	
T1648	Oak	5.0	500.0	6.0	Mature	Good	C1	6.0	113.1	Long	
T1649	Oak	9.0	600.0	6.0	Mature	Good	B1	7.2	162.9	Long	
T1650	Ash	14.0	600.0	9.0	Mature	Good	B1	7.2	162.9	Long	
T1651	Oak	16.0	1000.0	9.0	Mature	Good	A1	12.0	452.4	Long	TPO698 NSo
T1652	Oak	9.0	500.0	5.0	Middle Age	Good	B1	6.0	113.1	Long	
T1653	Willow	4.0	200.0	5.0	Middle Age	Good	C1	2.4	18.1	Long	
T1654	Oak	6.0	400.0	5.0	Middle Age	Fair	B1	4.8	72.4	Long	
T1655	Oak	15.0	800.0	10.0	Mature	Good	A1	9.6	289.5	Long	TPO698 NSo
T1656	Ash	4.0	100.0	1.0	Young	Poor	U	0.0	0.0	Short	
T1657	Willow	8.0	500.0	3.0	Mature	Good	B1	6.0	113.1	Long	
T1658	Apple	5.0	400.0	6.0	Middle Age	Good	B1	4.8	72.4	Long	
T1659	Ash	12.0	300.0	7.0	Middle Age	Fair	B1	3.6	40.7	Long	TPO698 NSo
T1660	Willow	6.0	200.0	4.0	Middle Age	Fair	C1	2.4	18.1	Long	
T1661	Oak	16.0	700.0	12.0	Mature	Good	B1	8.4	221.7	Long	TPO698 NSo
T1662	Willow	9.0	400.0	4.0	Middle Age	Fair	B1	4.8	72.4	Long	
T1663	Ash	12.0	300.0	5.0	Middle Age	Poor	U	0.0	0.0	Short	TPO698 NSo
T1664	Willow	6.0	200.0	3.0	Middle Age	Fair	C1	2.4	18.1	Long	
T1665	Holly	8.0	200.0	3.0	Middle Age	Fair	C1	2.4	18.1	Long	TPO698 NSo
T1666	Willow	13.0	900.0	6.0	Mature	Good	B1	10.8	366.4	Long	
T1667	Oak	12.0	500.0	6.0	Mature	Good	B1	6.0	113.1	Long	TPO698 NSo
T1668	Willow	4.0	400.0	3.0	Middle Age	Poor	U	0.0	0.0	Medium	
T1669	Oak	11.0	300.0	5.0	Middle Age	Good	B1	3.6	40.7	Long	TPO698 NSo
T1670	Ash	10.0	400.0	5.0	Middle Age	Fair	B1	4.8	72.4	Long	TPO698 NSo
T1671	Willow	5.0	1300.0	7.0	Mature	Fair	B1	15.0	707.0	Long	
T1672	Oak	13.0	700.0	9.0	Mature	Fair	B1	8.4	221.7	Long	TPO698 NSo
T1673	Ash	13.0	500.0	6.0	Mature	Good	B1	6.0	113.1	Long	TPO698 NSo
T1674	Oak	13.0	700.0	6.0	Mature	Good	B1	8.4	221.7	Long	TPO698 NSo
T1675	Oak	15.0	900.0	12.0	Mature	Good	B1	10.8	366.4	Long	TPO698 NSo
T1676	Ash	14.0	400.0	5.0	Middle Age	Good	B1	4.8	72.4	Long	TPO698 NSo
T1677	Ash	10.0	300.0	6.0	Middle Age	Good	B1	3.6	40.7	Long	TPO698 NSo
T1678	Oak	16.0	600.0	6.0	Middle Age	Good	B1	7.2	162.9	Long	TPO698 NSo
T1679	Oak	10.0	400.0	6.0	Young	Good	B1	4.8	72.4	Long	TPO698 NSo
T1680	Ash	9.0	400.0	5.0	Middle Age	Good	B1	4.8	72.4	Long	TPO698 NSo
T1681	Ash	11.0	400.0	5.0	Middle Age	Good	B1	4.8	72.4	Long	TPO698 NSo
T1682	Oak	12.0	900.0	6.0	Mature	Good	B1	10.8	366.4	Long	TPO698 NSo
T1683	Ash	12.0	400.0	5.0	Mature	Good	B1	4.8	72.4	Long	TPO698 NSo
T1684	Oak	9.0	600.0	6.0	Mature	Good	B1	7.2	162.9	Long	
T1685	Oak	13.0	600.0	8.0	Mature	Good	B1	7.2	162.9	Long	TPO698 NSo
T1686	Ash	7.0	200.0	3.0	Middle Age	Good	C1	2.4	18.1	Long	
T1687	Plum	4.0	300.0	3.0	Young	Good	C1	3.6	40.7	Medium	
T1688	Oak	12.0	300.0	8.0	Middle Age	Good	B1	3.6	40.7	Long	TPO698 NSo
T1689	Apple	5.0	300.0	3.0	Middle Age	Good	C1	3.6	40.7	Medium	
T1690	Horse Chestnut	8.0	300.0	6.0	Middle Age	Fair	C1	3.6	40.7	Medium	
T1691	Oak	14.0	800.0	11.0	Mature	Good	A1	9.6	289.5	Long	TPO698 NSo
T1692	Apple	5.0	200.0	3.0	Young	Good	C1	2.4	18.1	Medium	

Hinkley Point C Connection Project - Environment Statement Volume 5.21.2 Appendix 21A

Ref	Species	Height	Stem Dia.	Crown Radius (Crown spread for groups)	Maturity	Condition	BS5837 Tree Quality Assess.	Radius of RPA guide circle	BS5837 RPA Area	Estimated Remaining Contribution	TPO
	Common name/s	(m)	(mm)	(m)	Young, Middle Age, Mature	Good, Fair, Poor, Veteran	A,B,C,U (1,2,3)	(m)	(m2)	Long, Medium, Short	(Ref)
T1693	Ash	14.0	500.0	6.0	Mature	Good	B1	6.0	113.1	Long	
T1694	Oak	13.0	900.0	10.0	Mature	Good	A1	10.8	366.4	Long	TPO698 NSo
T1695	Willow	5.0	400.0	2.0	Middle Age	Fair	C1	4.8	72.4	Medium	
T1696	Oak	16.0	800.0	7.0	Mature	Good	B1	9.6	289.5	Long	TPO698 NSo
T1697	Willow	11.0	800.0	7.0	Mature	Veteran	A1,2,3	9.6	289.5	Long	
T1698	Willow	8.0	300.0	8.0	Mature	Good	A1,2	3.6	40.7	Long	
T1699	Willow	8.0	200.0	4.0	Middle Age	Fair	C1	2.4	18.1	Medium	
T1700	Willow	9.0	400.0	7.0	Mature	Good	A1	4.8	72.4	Long	
T1701	Oak	14.0	900.0	9.0	Mature	Good	A1	10.8	366.4	Long	
T1702	Willow	5.0	200.0	6.0	Middle Age	Good	B1	2.4	18.1	Long	
T1703	Ash	15.0	600.0	9.0	Mature	Good	B1	7.2	162.9	Long	
T1704	Oak	14.0	800.0	12.0	Mature	Good	B1	9.6	289.5	Long	TPO698 NSo
T1705	Oak	10.0	700.0	6.0	Mature	Good	B1	8.4	221.7	Long	TPO698 NSo
T1706	Oak	12.0	800.0	7.0	Mature	Good	B1	9.6	289.5	Long	TPO698 NSo
T1707	Oak	7.0	700.0	8.0	Mature	Good	B1	8.4	221.7	Long	TPO698 NSo
T1708	Oak	13.0	600.0	7.0	Mature	Good	B1	7.2	162.9	Long	TPO698 NSo
T1709	Ash	7.0	200.0	3.0	Young	Fair	C1	2.4	18.1	Medium	
T1710	Willow	8.0	200.0	4.0	Middle Age	Fair	C1	2.4	18.1	Long	
T1711	Oak	12.0	500.0	9.0	Mature	Good	A1,2	6.0	113.1	Long	
T1712	Willow	6.0	900.0	3.0	Mature	Veteran	A1,2,3	10.8	366.4	Long	
T1713	Willow	15.0	1200.0	9.0	Mature	Good	A1	14.4	651.4	Long	
T1714	Ash	16.0	700.0	9.0	Mature	Good	A1	8.4	221.7	Long	
T1715	Ash	10.0	400.0	7.0	Mature	Fair	A1,2	4.8	72.4	Long	
T1716	Willow	6.0	800.0	3.0	Mature	Veteran	A1,2,3	9.6	289.5	Long	
T1717	Ash	11.0	400.0	6.0	Middle Age	Good	B1	4.8	72.4	Long	
T1718	Willow	6.0	900.0	4.0	Mature	Good	A1	10.8	366.4	Long	
T1719	Willow	7.0	1000.0	2.0	Mature	Fair	A1	12.0	452.4	Long	
T1720	Oak	15.0	800.0	9.0	Mature	Good	A1	9.6	289.5	Long	TPO698 NSo
T1721	Ash	14.0	600.0	7.0	Mature	Good	A1	7.2	162.9	Long	
T1722	Ash	17.0	700.0	9.0	Middle Age	Fair	C1	8.4	221.7	Medium	
T1723	Ash	8.0	400.0	5.0	Mature	Good	A1	4.8	72.4	Long	
T1724	Ash	16.0	600.0	5.0	Mature	Good	A1	7.2	162.9	Long	
T1725	Ash	9.0	300.0	5.0	Young	Good	B1	3.6	40.7	Long	
T1726	Ash	14.0	600.0	8.0	Mature	Good	A1,2,3	7.2	162.9	Long	
T1727	Willow	7.0	200.0	7.0	Middle Age	Good	B1,2	2.4	18.1	Long	
T1728	Cherry	5.0	300.0	3.0	Young	Fair	C1	3.6	40.7	Medium	
T1729	Alder	6.0	500.0	6.0	Mature	Good	A1,2	6.0	113.1	Long	
T1730	Willow	7.0	300.0	6.0	Mature	Good	B1	3.6	40.7	Long	
T1731	Willow	9.0	400.0	8.0	Mature	Good	A1	4.8	72.4	Long	
T1732	Willow	9.0	500.0	5.0	Middle Age	Fair	B1	6.0	113.1	Long	
T1733	Oak	14.0	900.0	8.0	Mature	Good	A1	10.8	366.4	Long	TPO698 NSo
T1734	Oak	7.0	200.0	2.0	Middle Age	Good	C1,2	2.4	18.1	Long	
T1735	Willow	9.0	200.0	5.0	Middle Age	Fair	C1	2.4	18.1	Medium	
T1736	Willow	6.0	300.0	3.0	Middle Age	Good	B1,2	3.6	40.7	Long	
T1737	Willow	9.0	200.0	6.0	Middle Age	Fair	B1	2.4	18.1	Long	
T1738	Oak	10.0	300.0	5.0	Middle Age	Fair	C1	3.6	40.7	Long	
T1739	Ash	16.0	600.0	7.0	Mature	Good	B1	7.2	162.9	Long	
T1740	Ash	11.0	300.0	5.0	Middle Age	Fair	B1	3.6	40.7	Long	

Hinkley Point C Connection Project - Environment Statement Volume 5.21.2 Appendix 21A

Ref	Species	Height	Stem Dia.	Crown Radius (Crown spread for groups)	Maturity	Condition	BS5837 Tree Quality Assess.	Radius of RPA guide circle	BS5837 RPA Area	Estimated Remaining Contribution	TPO
	Common name/s	(m)	(mm)	(m)	Young, Middle Age, Mature	Good, Fair, Poor, Veteran	A,B,C,U (1,2,3)	(m)	(m2)	Long, Medium, Short	(Ref)
T1741	Alder	11.0	600.0	6.0	Mature	Good	A1	7.2	162.9	Long	
T1742	Cypress	6.0	400.0	2.0	Middle Age	Poor	C1	4.8	72.4	Medium	
T1743	Ash	10.0	300.0	4.0	Middle Age	Fair	B1	3.6	40.7	Long	
T1744	Alder	10.0	200.0	3.0	Middle Age	Good	C1	2.4	18.1	Medium	
T1745	Ash	10.0	300.0	4.0	Middle Age	Fair	B1	3.6	40.7	Long	
T1746	Willow	14.0	1000.0	12.0	Mature	Fair	C1	12.0	452.4	Medium	
T1747	Willow	8.0	100.0	5.0	Young	Fair	C1	1.2	4.5	Medium	
T1748	Ash	9.0	400.0	4.0	Middle Age	Good	B1	4.8	72.4	Long	
T1749	Willow	5.0	200.0	4.0	Middle Age	Good	C1	2.4	18.1	Long	
T1750	Ash	9.0	200.0	3.0	Middle Age	Good	B1	2.4	18.1	Long	TPO698 NSo
T1751	Ash	9.0	300.0	4.0	Middle Age	Fair	C1	3.6	40.7	Long	TPO698 NSo
T1752	Ash	9.0	300.0	4.0	Middle Age	Fair	B1	3.6	40.7	Long	TPO698 NSo
T1753	Alder	9.0	400.0	4.0	Middle Age	Good	B1	4.8	72.4	Long	TPO698 NSo
T1754	Ash	9.0	300.0	4.0	Middle Age	Fair	B1	3.6	40.7	Long	TPO698 NSo
T1755	Ash	8.0	300.0	5.0	Young	Fair	C1	3.6	40.7	Medium	TPO698 NSo
T1756	Oak	8.0	400.0	5.0	Young	Good	B1	4.8	72.4	Long	
T1757	Ash	9.0	400.0	4.0	Young	Good	B1	4.8	72.4	Long	
T1758	Ash	10.0	500.0	6.0	Young	Good	A1	6.0	113.1	Long	
T1759	Willow	7.0	300.0	4.0	Middle Age	Fair	C1	3.6	40.7	Medium	
T1760	Alder	9.0	600.0	10.0	Mature	Good	A1,2,3	7.2	162.9	Long	
T1761	Willow	6.0	200.0	5.0	Middle Age	Fair	C1	2.4	18.1	Medium	
T1762	Alder	9.0	500.0	5.0	Mature	Good	A1,2,3	6.0	113.1	Long	
T1763	Ash	9.0	400.0	4.0	Young	Good	B1	4.8	72.4	Long	
T1764	Alder	8.0	500.0	7.0	Mature	Good	A1,2,3	6.0	113.1	Long	
T1765	Alder	7.0	300.0	5.0	Mature	Fair	A1,2,3	3.6	40.7	Long	
T1766	Alder	13.0	600.0	5.0	Mature	Good	B1	7.2	162.9	Long	
T1767	Alder	11.0	500.0	5.0	Mature	Good	B1	6.0	113.1	Long	
T1768	Maple	7.0	300.0	3.0	Middle Age	Fair	C1	3.6	40.7	Medium	
T1769	Alder	11.0	700.0	7.0	Mature	Good	B1	8.4	221.7	Long	
T1770	Horse Chestnut	9.0	300.0	5.0	Middle Age	Fair	C1	3.6	40.7	Medium	
T1771	Alder	8.0	300.0	4.0	Middle Age	Good	A1	3.6	40.7	Long	
T1772	Cypress	12.0	500.0	3.0	Middle Age	Good	B1	6.0	113.1	Medium	
T1773	Oak	11.0	600.0	7.0	Mature	Good	B1	7.2	162.9	Long	
T1774	Alder	6.0	400.0	5.0	Mature	Good	A1,2,3	4.8	72.4	Long	
T1775	Willow	12.0	700.0	6.0	Middle Age	Good	B1	8.4	221.7	Long	
T1776	Hawthorn	2.0	100.0	1.0	Middle Age	Good	B1	1.2	4.5	Long	
T1777	Alder	7.0	300.0	4.0	Middle Age	Good	A1	3.6	40.7	Long	
T1778	Cypress	11.0	500.0	3.0	Middle Age	Good	B1	6.0	113.1	Long	
T1779	Maple	12.0	600.0	5.0	Middle Age	Good	B1	7.2	162.9	Long	
T1780	Maple	10.0	400.0	6.0	Middle Age	Fair	B1	4.8	72.4	Long	
T1781	Oak	11.0	800.0	6.0	Mature	Good	A1	9.6	289.5	Long	
T1782	Cypress	13.0	500.0	3.0	Middle Age	Good	B1	6.0	113.1	Long	
T1783	Ash	9.0	300.0	4.0	Young	Fair	C1	3.6	40.7	Medium	
T1785	Willow	8.0	700.0	6.0	Mature	Good	B1	8.4	221.7	Long	
T1786	Ash	8.0	900.0	5.0	Mature	Veteran	A1	10.8	366.4	Long	
T1787	Birch	8.0	200.0	3.0	Middle Age	Fair	B1	2.4	18.1	Medium	
T1788	Willow	11.0	700.0	5.0	Mature	Good	C1	8.4	221.7	Long	
T1791	Willow	10.0	700.0	6.0	Mature	Poor	C1	8.4	221.7	Medium	

Hinkley Point C Connection Project - Environment Statement Volume 5.21.2 Appendix 21A

Ref	Species	Height	Stem Dia.	Crown Radius (Crown spread for groups)	Maturity	Condition	BS5837 Tree Quality Assess.	Radius of RPA guide circle	BS5837 RPA Area	Estimated Remaining Contribution	TPO
	Common name/s	(m)	(mm)	(m)	Young, Middle Age, Mature	Good, Fair, Poor, Veteran	A,B,C,U (1,2,3)	(m)	(m2)	Long, Medium, Short	(Ref)
T1793	Willow	11.0	900.0	6.0	Mature	Good	B1	10.8	366.4	Long	
T1795	Willow	7.0	800.0	3.0	Mature	Fair	B1	9.6	289.5	Long	
T1796	Willow	7.0	200.0	2.0	Middle Age	Good	C1	2.4	18.1	Long	
T1798	Willow	8.0	800.0	4.0	Mature	Fair	B1	9.6	289.5	Long	
T1799	Willow	9.0	800.0	7.0	Mature	Fair	B1	9.6	289.5	Long	
T1800	Willow	10.0	1100.0	6.0	Mature	Veteran	A3	13.2	547.4	Long	
T1801	Willow	10.0	1200.0	7.0	Mature	Veteran	A3	14.4	651.4	Long	
T1802	Willow	10.0	500.0	5.0	Middle Age	Good	B1	6.0	113.1	Long	
T1803	Willow	8.0	300.0	3.0	Middle Age	Good	B1	3.6	40.7	Long	
T1804	Willow	6.0	200.0	3.0	Middle Age	Fair	B1	2.4	18.1	Long	
T1806	Willow	11.0	700.0	5.0	Middle Age	Fair	B1	8.4	221.7	Long	
T1807	Willow	11.0	600.0	6.0	Mature	Good	A1	7.2	162.9	Long	
T1809	Yew	7.0	600.0	6.0	Mature	Good	A1	7.2	162.9	Long	
T1814	Elder	6.0	300.0	3.0	Middle Age	Fair	C1	3.6	40.7	Medium	
T1815	Oak	14.0	800.0	7.0	Mature	Good	A1	9.6	289.5	Long	
T1816	Willow	6.0	200.0	6.0	Middle Age	Good	B1	2.4	18.1	Long	
T1818	Ash	11.0	700.0	4.0	Mature	Good	B1	8.4	221.7	Long	
T1822	Ash	13.0	700.0	6.0	Mature	Fair	B1,2	8.4	221.7	Long	
T1828	Willow	7.0	900.0	4.0	Mature	Veteran	A1,3	10.8	366.4	Long	
T1829	Oak	8.0	700.0	11.0	Mature	Good	A1,2,3	8.4	221.7	Long	
T1830	Ash	9.0	600.0	5.0	Mature	Fair	C1	7.2	162.9	Medium	
T1831	Oak	9.0	600.0	6.0	Mature	Good	A1,2,3	7.2	162.9	Long	
T1832	Poplar	12.0	600.0	6.0	Mature	Fair	B1,2	7.2	162.9	Long	
T1833	Poplar	17.0	700.0	9.0	Mature	Good	A1,2	8.4	221.7	Long	
T1845	Oak	7.0	600.0	8.0	Mature	Fair	B1	7.2	162.9	Long	
T1846	Willow	5.0	600.0	4.0	Mature	Veteran	A1,2,3	7.2	162.9	Long	
T1847	Willow	10.0	500.0	13.0	Mature	Poor	U	0.0	0.0	Short	
T1848	Poplar	12.0	500.0	13.0	Mature	Poor	C1,2,3	6.0	113.1	Medium	
T1850	Poplar	18.0	500.0	9.0	Mature	Good	A1,2,3	6.0	113.1	Long	
T1854	Poplar	16.0	500.0	7.0	Mature	Fair	B1,2	6.0	113.1	Long	
T1855	Poplar	14.0	400.0	6.0	Mature	Fair	B1,2	4.8	72.4	Long	
T1857	Willow	8.0	800.0	6.0	Mature	Veteran	A1,2,3	9.6	289.5	Long	
T1858	Poplar	16.0	600.0	10.0	Mature	Good	A1,2	7.2	162.9	Long	
T1859	Oak	6.0	300.0	5.0	Middle Age	Good	A1	3.6	40.7	Long	
T1861	Oak	6.0	400.0	3.0	Middle Age	Fair	C1	4.8	72.4	Long	
T1862	Poplar	16.0	700.0	9.0	Mature	Good	A1,2	8.4	221.7	Long	
T1863	Elm	5.0	200.0	3.0	Young	Fair	C1	2.4	18.1	Medium	
T1866	Oak	10.0	500.0	5.0	Middle Age	Good	B1	6.0	113.1	Long	
T1875	Oak	12.0	800.0	6.0	Middle Age	Good	B1,2	9.6	289.5	Long	
T1877	Willow	8.0	600.0	5.0	Mature	Veteran	A1,3	7.2	162.9	Long	
T1879	Oak	13.0	400.0	5.0	Mature	Good	B1	4.8	72.4	Long	
T1880	Poplar	16.0	1700.0	4.0	Mature	Veteran	A3	15.0	707.0	Long	
T1881	Oak	12.0	600.0	5.0	Middle Age	Good	B1	7.2	162.9	Long	
T1882	Poplar	16.0	900.0	6.0	Mature	Veteran	A3	10.8	366.4	Long	
T1884	Poplar	17.0	900.0	5.0	Mature	Veteran	A3	10.8	366.4	Long	
T1885	Willow	9.0	800.0	4.0	Mature	Good	B1	9.6	289.5	Long	
T1886	Willow	12.0	500.0	4.0	Mature	Good	B1	6.0	113.1	Long	
T1887	Poplar	6.0	600.0	3.0	Middle Age	Fair	C1	7.2	162.9	Long	

Hinkley Point C Connection Project - Environment Statement Volume 5.21.2 Appendix 21A

Ref	Species	Height	Stem Dia.	Crown Radius (Crown spread for groups)	Maturity	Condition	BS5837 Tree Quality Assess.	Radius of RPA guide circle	BS5837 RPA Area	Estimated Remaining Contribution	TPO
	Common name/s	(m)	(mm)	(m)	Young, Middle Age, Mature	Good, Fair, Poor, Veteran	A,B,C,U (1,2,3)	(m)	(m2)	Long, Medium, Short	(Ref)
T1888	Poplar	17.0	800.0	4.0	Mature	Good	B1	9.6	289.5	Long	
T1890	Oak	10.0	500.0	6.0	Middle Age	Fair	B1	6.0	113.1	Long	
T1891	Oak	13.0	1000.0	6.0	Mature	Good	A1	12.0	452.4	Long	
T1892	Willow	10.0	900.0	5.0	Mature	Veteran	B1	10.8	366.4	Long	
T1893	Oak	14.0	600.0	5.0	Mature	Good	A1	7.2	162.9	Long	
T1894	Oak	8.0	1000.0	8.0	Mature	Veteran	B3	12.0	452.4	Medium	
T1895	Oak	12.0	800.0	6.0	Mature	Good	B1	9.6	289.5	Long	
T1896	Willow	5.0	300.0	2.0	Middle Age	Veteran	A1,2,3	3.6	40.7	Long	
T1898	Willow	11.0	400.0	12.0	Mature	Good	A1	4.8	72.4	Long	
T1904	Oak	9.0	400.0	5.0	Middle Age	Veteran	A3	4.8	72.4	Long	
T1906	Hawthorn	3.0	200.0	3.0	Middle Age	Good	B1	2.4	18.1	Long	
T1911	Hawthorn	4.0	200.0	2.0	Middle Age	Fair	B1	2.4	18.1	Medium	
T1912	Willow	6.0	700.0	2.0	Middle Age	Good	A1	8.4	221.7	Long	
T1913	Willow	5.0	800.0	4.0	Mature	Veteran	A1,3	9.6	289.5	Long	
T1916	Willow	4.0	500.0	2.0	Mature	Veteran	A1,2,3	6.0	113.1	Long	
T1918	Hawthorn	4.0	300.0	2.0	Mature	Good	A1	3.6	40.7	Long	
T1920	Willow	5.0	800.0	3.0	Mature	Veteran	A1,2,3	9.6	289.5	Long	
T1922	Willow	5.0	900.0	2.0	Mature	Veteran	A1,2,3	10.8	366.4	Long	
T1925	Willow	4.0	800.0	3.0	Mature	Veteran	A1,2,3	9.6	289.5	Long	
T1927	Willow	4.0	700.0	3.0	Mature	Veteran	A1,2,3	8.4	221.7	Long	
T1930	Willow	5.0	800.0	2.0	Mature	Veteran	A1,2,3	9.6	289.5	Long	
T1931	Hawthorn	3.0	200.0	2.0	Middle Age	Fair	C1	2.4	18.1	Long	
T1932	Willow	4.0	400.0	1.0	Mature	Veteran	A1,2,3	4.8	72.4	Long	
T1933	Willow	5.0	600.0	3.0	Mature	Veteran	A1,2,3	7.2	162.9	Long	
T1935	Hawthorn	3.0	200.0	2.0	Middle Age	Fair	B1	2.4	18.1	Long	
T1936	Willow	4.0	700.0	3.0	Mature	Veteran	A1,2,3	8.4	221.7	Long	
T1937	Oak	11.0	500.0	6.0	Middle Age	Fair	B1	6.0	113.1	Long	
T1938	Holly	6.0	300.0	2.0	Middle Age	Fair	C1	3.6	40.7	Long	
T1939	Hawthorn	4.0	300.0	2.0	Mature	Poor	C1	3.6	40.7	Medium	
T1940	Willow	5.0	900.0	3.0	Mature	Veteran	A1,2,3	10.8	366.4	Long	
T1941	Hawthorn	4.0	300.0	3.0	Mature	Fair	C1	3.6	40.7	Long	
T1942	Willow	8.0	1200.0	5.0	Mature	Veteran	A1,2,3	14.4	651.4	Long	
T1943	Alder	8.0	800.0	7.0	Mature	Good	A1,2,3	9.6	289.5	Long	
T1945	Willow	4.0	400.0	3.0	Mature	Veteran	A1,2,3	4.8	72.4	Long	
T1946	Willow	10.0	1200.0	5.0	Mature	Veteran	A1,3	14.4	651.4	Long	
T1947	Willow	5.0	800.0	3.0	Mature	Veteran	A1,2,3	9.6	289.5	Long	
T1948	Willow	10.0	400.0	4.0	Mature	Veteran	A1,2,3	4.8	72.4	Long	
T1949	Willow	5.0	800.0	2.0	Mature	Veteran	A1,2,3	9.6	289.5	Long	
T1950	Poplar	7.0	800.0	4.0	Mature	Veteran	A1,2,3	9.6	289.5	Long	
T1952	Willow	4.0	800.0	2.0	Mature	Veteran	A1,2,3	9.6	289.5	Long	
T1953	Willow	9.0	300.0	7.0	Mature	Good	A1,2	3.6	40.7	Long	
T1954	Willow	6.0	1100.0	4.0	Mature	Veteran	A1,2,3	13.2	547.4	Long	
T1955	Willow	4.0	800.0	3.0	Mature	Veteran	A1,2,3	9.6	289.5	Long	
T1957	Willow	10.0	700.0	12.0	Mature	Veteran	A1,2,3	8.4	221.7	Long	
T1958	Willow	8.0	700.0	5.0	Mature	Veteran	A1,2,3	8.4	221.7	Long	
T1959	Willow	9.0	600.0	4.0	Mature	Veteran	A1,2,3	7.2	162.9	Long	
T1960	Willow	9.0	800.0	11.0	Mature	Veteran	A1,2,3	9.6	289.5	Medium	
T1961	Hawthorn	4.0	300.0	4.0	Mature	Good	A1	3.6	40.7	Long	

Hinkley Point C Connection Project - Environment Statement Volume 5.21.2 Appendix 21A

Ref	Species	Height	Stem Dia.	Crown Radius (Crown spread for groups)	Maturity	Condition	BS5837 Tree Quality Assess.	Radius of RPA guide circle	BS5837 RPA Area	Estimated Remaining Contribution	TPO
	Common name/s	(m)	(mm)	(m)	Young, Middle Age, Mature	Good, Fair, Poor, Veteran	A,B,C,U (1,2,3)	(m)	(m2)	Long, Medium, Short	(Ref)
T1962	Hawthorn	5.0	400.0	3.0	Mature	Veteran	A1,3	4.8	72.4	Medium	
T1963	Willow	1.0	500.0	3.0	Mature	Veteran	A1,3	6.0	113.1	Long	
T1965	Willow	4.0	300.0	3.0	Middle Age	Good	A1,3	3.6	40.7	Long	
T1966	Willow	4.0	700.0	4.0	Mature	Veteran	A1,3	8.4	221.7	Long	
T1967	Willow	11.0	1300.0	11.0	Mature	Veteran	A1,2,3	15.0	707.0	Long	
T1968	Hawthorn	4.0	400.0	5.0	Mature	Veteran	A1,3	4.8	72.4	Long	
T1969	Willow	11.0	900.0	9.0	Mature	Veteran	A1,2,3	10.8	366.4	Long	
T1970	Lime	5.0	300.0	3.0	Middle Age	Poor	C1	3.6	40.7	Medium	
T1975	Poplar	15.0	500.0	8.0	Mature	Good	A1	6.0	113.1	Long	
T1976	Poplar	9.0	400.0	3.0	Mature	Fair	B1	4.8	72.4	Long	
T1978	Ash	9.0	1100.0	6.0	Mature	Veteran	A1,3	13.2	547.4	Short	
T1980	Willow	6.0	800.0	4.0	Mature	Good	B1	9.6	289.5	Long	
T1982	Willow	6.0	800.0	3.0	Mature	Good	B1	9.6	289.5	Long	
T1994	Willow	14.0	1000.0	9.0	Mature	Good	A1	12.0	452.4	Long	
T1995	Ash	11.0	600.0	7.0	Mature	Good	A1	7.2	162.9	Long	
T1996	Alder	9.0	600.0	6.0	Mature	Good	B1,2,3	7.2	162.9	Long	
T1997	Alder	8.0	500.0	5.0	Mature	Fair	B1,2,3	6.0	113.1	Medium	
T1998	Ash	12.0	600.0	9.0	Mature	Fair	A1,2,3	7.2	162.9	Long	
T1999	Alder	9.0	500.0	7.0	Mature	Good	A1,2,3	6.0	113.1	Long	
T2000	Alder	11.0	600.0	6.0	Mature	Good	A1,2,3	7.2	162.9	Long	
T2001	Poplar	18.0	800.0	11.0	Mature	Good	A1,2	9.6	289.5	Long	
T2002	Alder	12.0	700.0	8.0	Mature	Good	A1,2,3	8.4	221.7	Long	
T2003	Alder	10.0	600.0	6.0	Mature	Good	A1,2,3	7.2	162.9	Long	
T2004	Alder	9.0	500.0	6.0	Mature	Good	A1,2,3	6.0	113.1	Long	
T2005	Willow	10.0	700.0	11.0	Mature	Good	A1,2,3	8.4	221.7	Long	
T2006	Willow	11.0	600.0	9.0	Mature	Veteran	A1,2,3	7.2	162.9	Long	
T2007	Willow	7.0	200.0	6.0	Middle Age	Good	A1,2	2.4	18.1	Long	
T2008	Willow	9.0	500.0	7.0	Middle Age	Good	B1	6.0	113.1	Long	
T2009	Willow	7.0	600.0	6.0	Mature	Veteran	A1,2,3	7.2	162.9	Medium	
T2010	Willow	7.0	400.0	5.0	Mature	Veteran	A1,2,3	4.8	72.4	Long	
T2011	Willow	8.0	700.0	9.0	Mature	Veteran	A1,2,3	8.4	221.7	Long	
T2012	Poplar	10.0	400.0	7.0	Middle Age	Good	B1	4.8	72.4	Medium	
T2013	Ash	11.0	600.0	10.0	Mature	Good	A1,2,3	7.2	162.9	Long	
T2014	Walnut	8.0	500.0	5.0	Mature	Veteran	A1,2,3	6.0	113.1	Medium	
T2015	Walnut	10.0	500.0	5.0	Mature	Good	A1,2,3	6.0	113.1	Long	
T2016	Ash	10.0	400.0	6.0	Mature	Good	B1	4.8	72.4	Long	
T2017	Ash	11.0	500.0	10.0	Mature	Good	A1,2,3	6.0	113.1	Long	
T2018	Willow	9.0	200.0	4.0	Middle Age	Good	B1,2	2.4	18.1	Long	
T2019	Oak	8.0	500.0	6.0	Mature	Good	A1,2	6.0	113.1	Long	
T2020	Ash	12.0	700.0	9.0	Mature	Good	A1,3	8.4	221.7	Long	
T2021	Ash	11.0	600.0	10.0	Mature	Good	A1	7.2	162.9	Long	
T2022	Ash	9.0	500.0	7.0	Mature	Good	A1,2,3	6.0	113.1	Long	
T2023	Ash	10.0	500.0	7.0	Mature	Poor	U	0.0	0.0	Short	
T2024	Ash	7.0	100.0	3.0	Young	Good	C1,2	1.2	4.5	Long	
T2025	Ash	8.0	400.0	7.0	Middle Age	Good	A1,2,3	4.8	72.4	Long	
T2026	Ash	6.0	100.0	3.0	Young	Good	C1,2	1.2	4.5	Long	
T2027	Ash	6.0	200.0	3.0	Young	Fair	C1,2	2.4	18.1	Long	
T2028	Birch	12.0	400.0	7.0	Mature	Good	B1	4.8	72.4	Medium	

Hinkley Point C Connection Project - Environment Statement Volume 5.21.2 Appendix 21A

Ref	Species	Height	Stem Dia.	Crown Radius (Crown spread for groups)	Maturity	Condition	BS5837 Tree Quality Assess.	Radius of RPA guide circle	BS5837 RPA Area	Estimated Remaining Contribution	TPO
	Common name/s	(m)	(mm)	(m)	Young, Middle Age, Mature	Good, Fair, Poor, Veteran	A,B,C,U (1,2,3)	(m)	(m2)	Long, Medium, Short	(Ref)
T2029	Ash	7.0	100.0	4.0	Young	Good	C1,2	1.2	4.5	Long	
T2030	Oak	9.0	800.0	10.0	Mature	Good	A1,2,3	9.6	289.5	Long	
T2031	Ash	6.0	200.0	5.0	Middle Age	Fair	B1,2	2.4	18.1	Long	
T2032	Ash	12.0	500.0	6.0	Mature	Good	A1,2,3	6.0	113.1	Long	
T2033	Ash	12.0	500.0	9.0	Mature	Good	A1,2,3	6.0	113.1	Long	
T2034	Ash	9.0	700.0	10.0	Mature	Good	A1,2,3	8.4	221.7	Long	
T2035	Ash	13.0	800.0	7.0	Mature	Veteran	A3	9.6	289.5	Long	
T2036	Ash	11.0	200.0	5.0	Middle Age	Good	A1,2	2.4	18.1	Long	
T2037	Ash	11.0	300.0	6.0	Middle Age	Good	A1,2	3.6	40.7	Long	
T2038	Willow	9.0	800.0	7.0	Mature	Veteran	A1,2,3	9.6	289.5	Long	
T2039	Ash	11.0	500.0	7.0	Mature	Good	A1,2	6.0	113.1	Long	
T2040	Ash	11.0	500.0	9.0	Mature	Fair	A1,2	6.0	113.1	Long	
T2041	Oak	11.0	600.0	8.0	Mature	Good	A1	7.2	162.9	Long	
T2042	Ash	12.0	400.0	6.0	Middle Age	Good	A1	4.8	72.4	Long	
T2043	Ash	6.0	100.0	3.0	Young	Good	C1,2	1.2	4.5	Long	
T2044	Ash	9.0	100.0	3.0	Middle Age	Good	B1,2	1.2	4.5	Long	
T2045	Ash	7.0	100.0	3.0	Young	Good	C1,2	1.2	4.5	Long	
T2046	Ash	14.0	800.0	10.0	Mature	Good	A1,2,3	9.6	289.5	Long	
T2047	Oak	13.0	500.0	6.0	Mature	Good	A1,2	6.0	113.1	Long	
T2048	Ash	10.0	400.0	8.0	Mature	Good	A1,2	4.8	72.4	Long	
T2049	Ash	13.0	400.0	6.0	Mature	Good	A1,2	4.8	72.4	Long	
T2050	Ash	8.0	300.0	7.0	Middle Age	Good	B1,2	3.6	40.7	Long	
T2051	Oak	11.0	600.0	9.0	Mature	Good	A1,2,3	7.2	162.9	Long	
T2052	Ash	6.0	100.0	3.0	Young	Good	C1	1.2	4.5	Long	
T2053	Maple	7.0	100.0	5.0	Middle Age	Fair	B1,2	1.2	4.5	Long	
T2054	Ash	10.0	500.0	3.0	Mature	Poor	U	0.0	0.0	Short	
T2055	Ash	6.0	300.0	5.0	Middle Age	Good	B1	3.6	40.7	Long	
T2056	Ash	9.0	400.0	9.0	Middle Age	Good	A1,2	4.8	72.4	Long	
T2057	Ash	11.0	500.0	9.0	Mature	Good	A1,2	6.0	113.1	Long	
T2058	Ash	12.0	500.0	12.0	Mature	Good	A1,2	6.0	113.1	Long	
T2059	Ash	9.0	400.0	9.0	Middle Age	Fair	B1,2	4.8	72.4	Long	
T2060	Ash	13.0	700.0	8.0	Mature	Good	A1,2,3	8.4	221.7	Long	
T2061	Ash	13.0	400.0	7.0	Mature	Good	A1,2	4.8	72.4	Long	
T2062	Ash	12.0	400.0	6.0	Middle Age	Good	B1	4.8	72.4	Long	
T2063	Ash	10.0	800.0	12.0	Mature	Veteran	A1,2,3	9.6	289.5	Medium	
T2064	Ash	11.0	500.0	8.0	Mature	Good	A1,2	6.0	113.1	Long	
T2065	Ash	14.0	1300.0	9.0	Mature	Fair	A1,2,3	15.0	707.0	Long	
T2066	Ash	9.0	300.0	4.0	Middle Age	Good	B1	3.6	40.7	Long	
T2067	Ash	10.0	400.0	6.0	Mature	Good	A1,2	4.8	72.4	Long	
T2068	Ash	12.0	300.0	8.0	Middle Age	Good	A1,2	3.6	40.7	Long	
T2069	Ash	12.0	400.0	6.0	Mature	Good	A1,2	4.8	72.4	Long	
T2070	Ash	15.0	700.0	9.0	Mature	Good	A1,2,3	8.4	221.7	Long	
T2071	Ash	8.0	300.0	4.0	Middle Age	Good	B1,2	3.6	40.7	Long	
T2072	Oak	6.0	300.0	7.0	Middle Age	Good	A1,2	3.6	40.7	Long	
T2073	Ash	14.0	600.0	10.0	Mature	Good	A1,2	7.2	162.9	Long	
T2074	Ash	12.0	500.0	8.0	Mature	Poor	C1,2,3	6.0	113.1	Short	
T2075	Oak	11.0	800.0	6.0	Mature	Good	A1,2,3	9.6	289.5	Long	
T2076	Oak	11.0	1600.0	9.0	Mature	Veteran	A1,2,3	15.0	707.0	Long	

Hinkley Point C Connection Project - Environment Statement Volume 5.21.2 Appendix 21A

Ref	Species	Height	Stem Dia.	Crown Radius (Crown spread for groups)	Maturity	Condition	BS5837 Tree Quality Assess.	Radius of RPA guide circle	BS5837 RPA Area	Estimated Remaining Contribution	TPO
	Common name/s	(m)	(mm)	(m)	Young, Middle Age, Mature	Good, Fair, Poor, Veteran	A, B, C, U (1, 2, 3)	(m)	(m2)	Long, Medium, Short	(Ref)
T2077	Oak	11.0	800.0	7.0	Mature	Good	A1,2,3	9.6	289.5	Long	
T2078	Ash	11.0	500.0	5.0	Mature	Poor	U	0.0	0.0	Short	
T2079	Oak	13.0	1400.0	7.0	Mature	Veteran	A3	15.0	707.0	Long	
T2080	Ash	10.0	300.0	5.0	Middle Age	Good	B1,2	3.6	40.7	Long	
T2081	Ash	13.0	500.0	6.0	Mature	Good	A1,2,3	6.0	113.1	Long	
T2082	Ash	11.0	500.0	8.0	Mature	Good	B1,2	6.0	113.1	Long	
T2083	Elm	6.0	100.0	2.0	Young	Good	C1,2	1.2	4.5	Short	
T2084	Willow	13.0	500.0	10.0	Mature	Fair	B1,2,3	6.0	113.1	Long	
T2085	Willow	12.0	400.0	8.0	Mature	Fair	A1,2,3	4.8	72.4	Long	
T2086	Ash	14.0	400.0	8.0	Mature	Good	A1,2	4.8	72.4	Long	
T2087	Ash	13.0	400.0	7.0	Middle Age	Good	A1,2	4.8	72.4	Long	
T2088	Maple	7.0	400.0	6.0	Middle Age	Good	A1	4.8	72.4	Long	
T2089	Oak	12.0	600.0	10.0	Mature	Good	A1	7.2	162.9	Long	
T2090	Oak	13.0	600.0	9.0	Mature	Good	A1	7.2	162.9	Long	
T2091	Poplar	16.0	600.0	9.0	Mature	Good	B1,2	7.2	162.9	Long	
T2092	Poplar	17.0	600.0	10.0	Mature	Good	B1,2	7.2	162.9	Long	
T2093	Poplar	17.0	700.0	13.0	Mature	Good	B1,2	8.4	221.7	Long	
T2094	Ash	11.0	700.0	8.0	Mature	Good	A1	8.4	221.7	Long	
T2095	Oak	17.0	3000.0	13.0	Mature	Good	A1,3	15.0	707.0	Long	
T2096	Ash	12.0	400.0	6.0	Middle Age	Good	A1,2	4.8	72.4	Long	
T2097	Ash	12.0	500.0	5.0	Middle Age	Good	A1,2	6.0	113.1	Long	
T2098	Ash	15.0	300.0	7.0	Middle Age	Good	A1	3.6	40.7	Long	
T2099	Ash	12.0	400.0	6.0	Mature	Good	A1	4.8	72.4	Long	
T2100	Oak	9.0	900.0	6.0	Mature	Good	A1,3	10.8	366.4	Long	
T2101	Oak	10.0	800.0	9.0	Mature	Good	A1	9.6	289.5	Long	
T2102	Ash	13.0	400.0	5.0	Mature	Good	A1	4.8	72.4	Long	
T2103	Oak	9.0	900.0	6.0	Mature	Good	A1,3	10.8	366.4	Long	
T2104	Ash	7.0	600.0	5.0	Mature	Good	B3	7.2	162.9	Long	
T2105	Ash	6.0	800.0	4.0	Mature	Veteran	A1,3	9.6	289.5	Medium	
T2106	Ash	7.0	200.0	2.0	Young	Good	C1	2.4	18.1	Long	
T2107	Ash	7.0	800.0	2.0	Mature	Poor	C3	9.6	289.5	Medium	
T2108	Ash	10.0	300.0	4.0	Middle Age	Good	A1	3.6	40.7	Long	
T2109	Ash	8.0	400.0	4.0	Middle Age	Good	B1	4.8	72.4	Long	
T2110	Ash	6.0	300.0	3.0	Middle Age	Good	B2	3.6	40.7	Long	
T2111	Ash	10.0	300.0	5.0	Middle Age	Good	A1	3.6	40.7	Long	
T2112	Ash	10.0	400.0	6.0	Mature	Good	A1	4.8	72.4	Long	
T2113	Ash	9.0	200.0	4.0	Middle Age	Good	B1	2.4	18.1	Long	
T2114	Ash	10.0	400.0	4.0	Middle Age	Good	A1	4.8	72.4	Long	
T2115	Ash	6.0	100.0	2.0	Young	Good	C1	1.2	4.5	Long	
T2116	Ash	12.0	500.0	5.0	Mature	Good	B1	6.0	113.1	Long	
T2117	Ash	7.0	300.0	6.0	Middle Age	Fair	B2	3.6	40.7	Long	
T2118	Ash	8.0	200.0	3.0	Young	Good	B1	2.4	18.1	Long	
T2119	Ash	11.0	300.0	4.0	Middle Age	Good	A1,2	3.6	40.7	Long	
T2120	Ash	9.0	300.0	5.0	Middle Age	Good	A1	3.6	40.7	Long	
T2121	Ash	9.0	400.0	4.0	Mature	Good	A1	4.8	72.4	Long	
T2122	Ash	14.0	800.0	9.0	Mature	Good	A1	9.6	289.5	Long	
T2123	Oak	13.0	600.0	6.0	Middle Age	Good	A1,3	7.2	162.9	Long	
T2124	Ash	12.0	400.0	6.0	Middle Age	Good	A1	4.8	72.4	Long	

Hinkley Point C Connection Project - Environment Statement Volume 5.21.2 Appendix 21A

Ref	Species	Height	Stem Dia.	Crown Radius (Crown spread for groups)	Maturity	Condition	BS5837 Tree Quality Assess.	Radius of RPA guide circle	BS5837 RPA Area	Estimated Remaining Contribution	TPO
	Common name/s	(m)	(mm)	(m)	Young, Middle Age, Mature	Good, Fair, Poor, Veteran	A,B,C,U (1,2,3)	(m)	(m2)	Long, Medium, Short	(Ref)
T2125	Ash	9.0	300.0	5.0	Middle Age	Good	B1	3.6	40.7	Long	
T2126	Ash	14.0	1000.0	13.0	Mature	Fair	A1,3	12.0	452.4	Long	
T2127	Ash	7.0	400.0	7.0	Middle Age	Good	A1	4.8	72.4	Long	
T2128	Ash	12.0	900.0	9.0	Mature	Good	A1	10.8	366.4	Long	
T2129	Ash	12.0	400.0	7.0	Young	Good	B1	4.8	72.4	Medium	
T2130	Ash	11.0	500.0	5.0	Mature	Good	A1	6.0	113.1	Long	
T2131	Oak	13.0	1000.0	8.0	Mature	Good	A1	12.0	452.4	Long	
T2132	Ash	12.0	600.0	10.0	Mature	Good	A1	7.2	162.9	Long	
T2133	Ash	13.0	700.0	8.0	Mature	Good	A1	8.4	221.7	Long	
T2134	Oak	19.0	800.0	10.0	Mature	Good	A1,3	9.6	289.5	Long	
T2135	Ash	3.0	900.0	1.0	Mature	Veteran	A1,3	10.8	366.4	Short	
T2136	Oak	9.0	2000.0	5.0	Mature	Good	A1	15.0	707.0	Long	
T2137	Willow	7.0	100.0	6.0	Middle Age	Good	A1,2	1.2	4.5	Long	
T2138	Ash	4.0	800.0	2.0	Middle Age	Good	A1,3	9.6	289.5	Long	
T2139	Willow	2.0	1300.0	2.0	Mature	Veteran	A1,3	15.0	707.0	Long	
T2140	Ash	10.0	800.0	6.0	Mature	Veteran	B1,3	9.6	289.5	Short	
T2141	Oak	6.0	600.0	6.0	Mature	Fair	B1	7.2	162.9	Long	
T2142	Willow	4.0	1200.0	2.0	Mature	Veteran	A1,3	14.4	651.4	Long	
T2143	Ash	11.0	500.0	5.0	Mature	Poor	B1,3	6.0	113.1	Medium	
T2149	Ash	6.0	100.0	2.0	Young	Fair	C1	1.2	4.5	Long	
T2151	Willow	4.0	200.0	5.0	Middle Age	Fair	B1	2.4	18.1	Long	
T2152	Ash	9.0	600.0	8.0	Mature	Good	A1	7.2	162.9	Long	
T2154	Ash	7.0	600.0	5.0	Mature	Poor	B1	7.2	162.9	Medium	
T2156	Ash	12.0	600.0	4.0	Mature	Good	B1	7.2	162.9	Long	
T2157	Ash	7.0	300.0	3.0	Middle Age	Good	B1	3.6	40.7	Long	
T2159	Ash	6.0	200.0	2.0	Middle Age	Poor	C1	2.4	18.1	Short	
T2163	Ash	7.0	200.0	3.0	Middle Age	Good	C1	2.4	18.1	Long	
T2164	Ash	7.0	200.0	3.0	Young	Fair	C1	2.4	18.1	Medium	
T2165	Ash	8.0	500.0	8.0	Middle Age	Good	A1	6.0	113.1	Long	
T2166	Ash	7.0	300.0	3.0	Young	Fair	C1	3.6	40.7	Medium	
T2168	Ash	6.0	200.0	2.0	Middle Age	Good	C1	2.4	18.1	Long	
T2170	Oak	7.0	400.0	4.0	Middle Age	Good	A1	4.8	72.4	Long	
T2171	Ash	7.0	400.0	6.0	Middle Age	Good	A1	4.8	72.4	Long	
T2172	Ash	5.0	200.0	2.0	Young	Poor	U	0.0	0.0	Short	
T2173	Ash	8.0	500.0	5.0	Middle Age	Good	A1	6.0	113.1	Long	
T2174	Ash	8.0	500.0	5.0	Middle Age	Good	A1	6.0	113.1	Long	
T2175	Ash	6.0	200.0	3.0	Young	Fair	C1	2.4	18.1	Medium	
T2176	Ash	8.0	400.0	5.0	Middle Age	Good	A1	4.8	72.4	Long	
T2177	Oak	7.0	300.0	4.0	Young	Good	B1	3.6	40.7	Long	
T2178	Ash	7.0	200.0	2.0	Middle Age	Good	B1	2.4	18.1	Long	
T2181	Hawthorn	6.0	200.0	3.0	Middle Age	Fair	C1	2.4	18.1	Medium	
T2182	Hawthorn	6.0	200.0	2.0	Middle Age	Fair	C1	2.4	18.1	Long	
T2183	Hawthorn	5.0	200.0	3.0	Middle Age	Good	B1	2.4	18.1	Long	
T2184	Hawthorn	6.0	300.0	2.0	Middle Age	Fair	C1	3.6	40.7	Long	
T2185	Hawthorn	5.0	200.0	2.0	Middle Age	Good	B1	2.4	18.1	Long	
T2186	Hawthorn	5.0	100.0	1.0	Middle Age	Good	B1	1.2	4.5	Long	
T2187	Hawthorn	4.0	200.0	2.0	Middle Age	Good	B1	2.4	18.1	Long	
T2188	Hawthorn	4.0	100.0	2.0	Middle Age	Good	B1	1.2	4.5	Long	

Hinkley Point C Connection Project - Environment Statement Volume 5.21.2 Appendix 21A

Ref	Species	Height	Stem Dia.	Crown Radius (Crown spread for groups)	Maturity	Condition	BS5837 Tree Quality Assess.	Radius of RPA guide circle	BS5837 RPA Area	Estimated Remaining Contribution	TPO
	Common name/s	(m)	(mm)	(m)	Young, Middle Age, Mature	Good, Fair, Poor, Veteran	A,B,C,U (1,2,3)	(m)	(m2)	Long, Medium, Short	(Ref)
T2189	Ash	7.0	600.0	5.0	Mature	Poor	C1,3	7.2	162.9	Short	
T2190	Willow	10.0	800.0	6.0	Mature	Good	B1	9.6	289.5	Long	
T2191	Willow	10.0	800.0	6.0	Mature	Good	B1	9.6	289.5	Long	
T2192	Willow	10.0	800.0	6.0	Mature	Good	B1	9.6	289.5	Long	
T2193	Willow	10.0	800.0	6.0	Middle Age	Good	B1	9.6	289.5	Long	
T2194	Hawthorn	4.0	100.0	3.0	Middle Age	Fair	B1	1.2	4.5	Medium	
T2195	Willow	12.0	900.0	6.0	Mature	Good	B1	10.8	366.4	Long	
T2196	Willow	7.0	600.0	6.0	Mature	Poor	C1	7.2	162.9	Medium	
T2197	Oak	8.0	700.0	7.0	Mature	Good	A1	8.4	221.7	Long	
T2198	Hawthorn	5.0	200.0	2.0	Middle Age	Good	B1	2.4	18.1	Long	
T2199	Willow	7.0	900.0	7.0	Mature	Good	A1,3	10.8	366.4	Long	
T2200	Ash	10.0	600.0	5.0	Mature	Good	B1	7.2	162.9	Long	
T2201	Willow	9.0	900.0	6.0	Mature	Good	B1	10.8	366.4	Long	
T2202	Ash	9.0	300.0	4.0	Middle Age	Good	A1	3.6	40.7	Long	
T2203	Willow	11.0	500.0	8.0	Mature	Fair	B1	6.0	113.1	Long	
T2204	Hawthorn	3.0	100.0	2.0	Middle Age	Fair	B1	1.2	4.5	Medium	
T2205	Willow	12.0	600.0	9.0	Mature	Good	B1	7.2	162.9	Long	
T2211	Willow	10.0	500.0	6.0	Mature	Good	B1	6.0	113.1	Long	
T2212	Willow	9.0	700.0	5.0	Mature	Good	B1	8.4	221.7	Long	
T2213	Willow	8.0	800.0	3.0	Mature	Good	B1	9.6	289.5	Long	
T2214	Willow	8.0	800.0	2.0	Mature	Good	B1	9.6	289.5	Long	
T2215	Willow	7.0	800.0	3.0	Mature	Good	B1	9.6	289.5	Long	
T2216	Willow	8.0	1300.0	10.0	Mature	Veteran	B1,3	15.0	707.0	Long	
T2217	Willow	13.0	900.0	5.0	Mature	Good	A1	10.8	366.4	Long	
T2218	Oak	9.0	600.0	9.0	Mature	Good	A1	7.2	162.9	Long	
T2219	Oak	3.0	400.0	2.0	Middle Age	Fair	B1	4.8	72.4	Long	
T2220	Willow	9.0	400.0	5.0	Mature	Poor	C1	4.8	72.4	Medium	
T2221	Oak	10.0	400.0	4.0	Middle Age	Fair	B1	4.8	72.4	Long	
T2222	Oak	10.0	700.0	8.0	Mature	Good	A1	8.4	221.7	Long	
T2223	Oak	10.0	800.0	5.0	Mature	Good	A1	9.6	289.5	Long	
T2224	Willow	10.0	500.0	6.0	Mature	Good	A1	6.0	113.1	Long	
T2225	Oak	7.0	700.0	9.0	Mature	Good	A1	8.4	221.7	Long	
T2226	Willow	9.0	500.0	6.0	Middle Age	Fair	B1	6.0	113.1	Long	
T2227	Willow	6.0	200.0	4.0	Middle Age	Good	B1	2.4	18.1	Medium	
T2228	Ash	9.0	1000.0	6.0	Mature	Veteran	B3	12.0	452.4	Medium	
T2229	Ash	9.0	200.0	4.0	Young	Good	A1	2.4	18.1	Long	
T2230	Ash	8.0	200.0	5.0	Young	Fair	B1	2.4	18.1	Long	
T2231	Ash	8.0	200.0	5.0	Young	Fair	B1	2.4	18.1	Long	
T2232	Ash	11.0	400.0	5.0	Middle Age	Good	A1	4.8	72.4	Long	
T2233	Ash	11.0	400.0	6.0	Middle Age	Good	A1	4.8	72.4	Long	
T2234	Ash	11.0	400.0	5.0	Middle Age	Good	A1	4.8	72.4	Long	
T2235	Ash	10.0	300.0	4.0	Young	Good	A1	3.6	40.7	Long	
T2236	Ash	10.0	700.0	10.0	Mature	Good	A1	8.4	221.7	Long	
T2237	Ash	10.0	300.0	4.0	Young	Good	A1	3.6	40.7	Long	
T2238	Hawthorn	4.0	300.0	2.0	Mature	Fair	B1	3.6	40.7	Medium	
T2239	Willow	5.0	400.0	4.0	Middle Age	Poor	C1	4.8	72.4	Short	
T2240	Hawthorn	3.0	200.0	2.0	Middle Age	Good	B1	2.4	18.1	Long	
T2241	Willow	6.0	800.0	5.0	Mature	Good	B1	9.6	289.5	Medium	

Hinkley Point C Connection Project - Environment Statement Volume 5.21.2 Appendix 21A

Ref	Species	Height	Stem Dia.	Crown Radius (Crown spread for groups)	Maturity	Condition	BS5837 Tree Quality Assess.	Radius of RPA guide circle	BS5837 RPA Area	Estimated Remaining Contribution	TPO
	Common name/s	(m)	(mm)	(m)	Young, Middle Age, Mature	Good, Fair, Poor, Veteran	A, B, C, U (1,2,3)	(m)	(m2)	Long, Medium, Short	(Ref)
T2242	Hawthorn	3.0	200.0	2.0	Middle Age	Good	B1	2.4	18.1	Long	
T2243	Ash	6.0	900.0	2.0	Mature	Veteran	B2,3	10.8	366.4	Medium	
T2244	Willow	9.0	400.0	5.0	Middle Age	Good	A1	4.8	72.4	Long	
T2245	Willow	9.0	500.0	5.0	Middle Age	Good	A1	6.0	113.1	Long	
T2246	Ash	6.0	200.0	3.0	Young	Fair	C1	2.4	18.1	Long	
T2247	Ash	8.0	300.0	5.0	Middle Age	Good	A1	3.6	40.7	Long	
T2248	Ash	6.0	300.0	3.0	Young	Fair	B1	3.6	40.7	Long	
T2249	Willow	6.0	400.0	9.0	Middle Age	Good	A1	4.8	72.4	Long	
T2250	Willow	9.0	300.0	8.0	Middle Age	Good	A1	3.6	40.7	Long	
T2251	Ash	7.0	200.0	2.0	Young	Good	B1	2.4	18.1	Long	
T2252	Willow	8.0	300.0	4.0	Middle Age	Fair	B1	3.6	40.7	Long	
T2253	Ash	5.0	300.0	4.0	Young	Good	B1	3.6	40.7	Medium	
T2254	Ash	8.0	500.0	6.0	Middle Age	Good	A1	6.0	113.1	Long	
T2255	Ash	8.0	500.0	7.0	Middle Age	Good	A1	6.0	113.1	Long	
T2256	Willow	9.0	400.0	4.0	Middle Age	Good	A1	4.8	72.4	Long	
T2257	Ash	8.0	200.0	3.0	Young	Fair	B1	2.4	18.1	Long	
T2258	Hawthorn	3.0	200.0	2.0	Middle Age	Fair	B1	2.4	18.1	Medium	
T2259	Hawthorn	3.0	200.0	2.0	Middle Age	Good	B1	2.4	18.1	Medium	
T2260	Hawthorn	3.0	100.0	2.0	Middle Age	Good	B1	1.2	4.5	Long	
T2261	Hawthorn	3.0	100.0	2.0	Young	Good	C1	1.2	4.5	Long	
T2262	Ash	8.0	300.0	5.0	Middle Age	Good	B1	3.6	40.7	Long	
T2263	Hawthorn	10.0	300.0	6.0	Middle Age	Good	A1	3.6	40.7	Long	
T2264	Hawthorn	4.0	200.0	2.0	Middle Age	Good	B1	2.4	18.1	Long	
T2265	Ash	8.0	200.0	4.0	Young	Fair	C1	2.4	18.1	Long	
T2266	Hawthorn	4.0	200.0	2.0	Middle Age	Good	B1	2.4	18.1	Long	
T2267	Hawthorn	4.0	200.0	2.0	Middle Age	Good	B1	2.4	18.1	Long	
T2268	Willow	3.0	100.0	3.0	Young	Fair	C1	1.2	4.5	Long	
T2269	Oak	8.0	200.0	2.0	Young	Good	B1	2.4	18.1	Long	
T2270	Maple	7.0	300.0	2.0	Young	Fair	B1	3.6	40.7	Long	
T2271	Willow	9.0	300.0	5.0	Middle Age	Fair	C1	3.6	40.7	Medium	
T2272	Willow	10.0	900.0	10.0	Mature	Good	B1	10.8	366.4	Long	
T2273	Willow	9.0	300.0	5.0	Middle Age	Fair	C1	3.6	40.7	Medium	
T2274	Willow	8.0	300.0	4.0	Middle Age	Fair	C1	3.6	40.7	Medium	
T2275	Willow	20.0	900.0	11.0	Mature	Good	A1	10.8	366.4	Long	
T2276	Willow	18.0	800.0	9.0	Mature	Fair	B1	9.6	289.5	Long	
T2277	Willow	16.0	800.0	7.0	Mature	Poor	C1	9.6	289.5	Medium	
T2278	Willow	16.0	800.0	6.0	Mature	Fair	C1	9.6	289.5	Medium	
T2279	Ash	10.0	300.0	6.0	Middle Age	Good	B1	3.6	40.7	Long	
T2280	Willow	18.0	700.0	6.0	Mature	Fair	C1	8.4	221.7	Medium	
T2281	Willow	16.0	800.0	6.0	Mature	Fair	C1	9.6	289.5	Medium	
T2282	Ash	8.0	900.0	3.0	Mature	Fair	C1	10.8	366.4	Medium	
T2283	Willow	14.0	700.0	5.0	Middle Age	Fair	C1	8.4	221.7	Medium	
T2284	Ash	9.0	1000.0	4.0	Mature	Good	C1	12.0	452.4	Medium	
T2285	Willow	17.0	800.0	5.0	Mature	Fair	C1	9.6	289.5	Medium	
T2286	Willow	16.0	800.0	6.0	Mature	Fair	C1	9.6	289.5	Medium	
T2287	Oak	15.0	1100.0	11.0	Mature	Good	B1	13.2	547.4	Long	
T2288	Oak	11.0	1400.0	10.0	Mature	Fair	C1	15.0	707.0	Medium	
T2289	Oak	12.0	800.0	8.0	Mature	Good	B1	9.6	289.5	Long	

Hinkley Point C Connection Project - Environment Statement Volume 5.21.2 Appendix 21A

Ref	Species	Height	Stem Dia.	Crown Radius (Crown spread for groups)	Maturity	Condition	BS5837 Tree Quality Assess.	Radius of RPA guide circle	BS5837 RPA Area	Estimated Remaining Contribution	TPO
	Common name/s	(m)	(mm)	(m)	Young, Middle Age, Mature	Good, Fair, Poor, Veteran	A, B, C, U (1,2,3)	(m)	(m2)	Long, Medium, Short	(Ref)
T2290	Oak	13.0	600.0	7.0	Mature	Good	B1	7.2	162.9	Long	
T2291	Ash	12.0	600.0	8.0	Middle Age	Fair	B1	7.2	162.9	Long	
T2292	Oak	13.0	700.0	5.0	Mature	Good	B1	8.4	221.7	Long	
T2293	Willow	6.0	800.0	2.0	Mature	Good	B1	9.6	289.5	Long	
T2294	Willow	5.0	800.0	10.0	Mature	Good	B1	9.6	289.5	Long	
T2295	Poplar	13.0	1200.0	7.0	Mature	Good	A1	14.4	651.4	Long	
T2296	Ash	13.0	400.0	5.0	Mature	Good	B1	4.8	72.4	Long	
T2297	Willow	3.0	300.0	1.0	Middle Age	Poor	U	0.0	0.0	Short	
T2298	Willow	9.0	300.0	1.0	Middle Age	Poor	U	0.0	0.0	Short	
T2299	Oak	15.0	1000.0	10.0	Mature	Good	A1	12.0	452.4	Long	
T2300	Willow	11.0	600.0	5.0	Mature	Fair	B1	7.2	162.9	Long	
T2301	Ash	13.0	300.0	4.0	Middle Age	Good	A1	3.6	40.7	Long	
T2302	Maple	6.0	200.0	2.0	Middle Age	Good	B1	2.4	18.1	Long	
T2303	Willow	13.0	800.0	6.0	Mature	Good	B1	9.6	289.5	Long	
T2304	Maple	7.0	200.0	2.0	Middle Age	Good	B1	2.4	18.1	Long	
T2305	Willow	13.0	900.0	8.0	Mature	Good	B1	10.8	366.4	Long	
T2306	Willow	15.0	300.0	5.0	Mature	Good	B1	3.6	40.7	Long	
T2307	Willow	14.0	300.0	5.0	Mature	Fair	B1	3.6	40.7	Long	
T2308	Willow	6.0	300.0	5.0	Mature	Good	B1,2	3.6	40.7	Medium	
T2309	Willow	13.0	300.0	5.0	Mature	Fair	C1	3.6	40.7	Long	
T2310	Willow	13.0	300.0	4.0	Mature	Good	C1	3.6	40.7	Long	
T2311	Willow	7.0	100.0	6.0	Young	Fair	C1	1.2	4.5	Medium	
T2312	Willow	10.0	600.0	8.0	Mature	Good	B1,3	7.2	162.9	Medium	
T2313	Willow	10.0	600.0	6.0	Mature	Good	A1	7.2	162.9	Long	
T2314	Poplar	21.0	1500.0	13.0	Mature	Good	B1	15.0	707.0	Medium	
T2315	Hawthorn	4.0	200.0	1.0	Middle Age	Good	B1	2.4	18.1	Medium	
T2316	Willow	11.0	400.0	8.0	Mature	Good	A1	4.8	72.4	Long	
T2317	Willow	10.0	1000.0	11.0	Mature	Good	B1	12.0	452.4	Medium	
T2318	Willow	10.0	700.0	8.0	Mature	Good	B1	8.4	221.7	Long	
T2319	Hawthorn	6.0	400.0	7.0	Mature	Good	B1	4.8	72.4	Long	
T2320	Willow	9.0	400.0	6.0	Mature	Good	B1	4.8	72.4	Long	
T2321	Willow	7.0	500.0	7.0	Mature	Good	A1	6.0	113.1	Long	
T2322	Willow	9.0	600.0	7.0	Mature	Good	A1	7.2	162.9	Long	
T2323	Willow	8.0	800.0	7.0	Mature	Good	B1	9.6	289.5	Long	
T2324	Willow	8.0	600.0	8.0	Mature	Good	A1	7.2	162.9	Long	
T2325	Willow	8.0	400.0	5.0	Mature	Good	B1	4.8	72.4	Long	
T2326	Willow	5.0	200.0	5.0	Middle Age	Fair	B1	2.4	18.1	Medium	
T2327	Ash	7.0	500.0	8.0	Middle Age	Poor	C1	6.0	113.1	Medium	
T2328	Hawthorn	3.0	200.0	1.0	Middle Age	Good	A1	2.4	18.1	Long	
T2329	Poplar	14.0	700.0	8.0	Mature	Good	B1	8.4	221.7	Long	
T2330	Willow	7.0	100.0	3.0	Young	Fair	C1	1.2	4.5	Long	
T2331	Ash	8.0	700.0	10.0	Mature	Good	A1	8.4	221.7	Long	
T2332	Oak	9.0	900.0	9.0	Mature	Good	A1	10.8	366.4	Long	
T2333	Ash	9.0	800.0	7.0	Mature	Poor	U	0.0	0.0	Short	
T2334	Ash	9.0	800.0	5.0	Mature	Veteran	B3	9.6	289.5	Medium	
T2335	Ash	8.0	200.0	6.0	Middle Age	Good	A1	2.4	18.1	Long	
T2336	Ash	11.0	500.0	9.0	Mature	Good	A1	6.0	113.1	Long	
T2337	Hawthorn	6.0	200.0	2.0	Middle Age	Good	C1	2.4	18.1	Long	

Hinkley Point C Connection Project - Environment Statement Volume 5.21.2 Appendix 21A

Ref	Species	Height	Stem Dia.	Crown Radius (Crown spread for groups)	Maturity	Condition	BS5837 Tree Quality Assess.	Radius of RPA guide circle	BS5837 RPA Area	Estimated Remaining Contribution	TPO
	Common name/s	(m)	(mm)	(m)	Young, Middle Age, Mature	Good, Fair, Poor, Veteran	A,B,C,U (1,2,3)	(m)	(m2)	Long, Medium, Short	(Ref)
T2338	Ash	8.0	900.0	9.0	Mature	Good	A1	10.8	366.4	Long	
T2339	Ash	11.0	400.0	12.0	Middle Age	Good	B1	4.8	72.4	Long	
T2340	Ash	9.0	800.0	9.0	Mature	Fair	A1	9.6	289.5	Long	
T2341	Ash	8.0	1100.0	10.0	Mature	Veteran	A1	13.2	547.4	Medium	
T2342	Willow	10.0	1200.0	9.0	Mature	Fair	B1	14.4	651.4	Medium	
T2343	Ash	9.0	500.0	6.0	Middle Age	Fair	B1	6.0	113.1	Medium	
T2344	Ash	9.0	400.0	8.0	Mature	Good	B1	4.8	72.4	Long	
T2345	Ash	10.0	800.0	10.0	Mature	Good	A1	9.6	289.5	Long	
T2346	Ash	9.0	300.0	5.0	Middle Age	Good	B1	3.6	40.7	Long	
T2347	Hawthorn	3.0	200.0	1.0	Middle Age	Fair	B1	2.4	18.1	Long	
T2348	Willow	10.0	400.0	6.0	Mature	Fair	B1	4.8	72.4	Medium	
T2349	Willow	11.0	600.0	10.0	Mature	Good	B1	7.2	162.9	Medium	
T2350	Hawthorn	3.0	200.0	1.0	Middle Age	Poor	C1	2.4	18.1	Medium	
T2351	Ash	9.0	300.0	5.0	Middle Age	Good	B1	3.6	40.7	Long	
T2352	Hawthorn	4.0	200.0	3.0	Middle Age	Poor	U	0.0	0.0	Short	
T2353	Oak	15.0	900.0	8.0	Mature	Good	A1	10.8	366.4	Long	
T2354	Ash	9.0	300.0	4.0	Young	Good	B1	3.6	40.7	Long	
T2355	Ash	10.0	800.0	6.0	Middle Age	Fair	B1	9.6	289.5	Medium	
T2356	Hawthorn	5.0	200.0	2.0	Middle Age	Good	C1	2.4	18.1	Long	
T2357	Oak	16.0	900.0	9.0	Mature	Good	A1	10.8	366.4	Long	
T2358	Willow	5.0	100.0	3.0	Young	Good	B1	1.2	4.5	Long	
T2359	Willow	6.0	700.0	11.0	Mature	Good	B1	8.4	221.7	Medium	
T2360	Willow	7.0	600.0	7.0	Mature	Fair	B1	7.2	162.9	Medium	
T2361	Ash	11.0	800.0	7.0	Mature	Fair	B1	9.6	289.5	Medium	
T2362	Willow	10.0	500.0	8.0	Mature	Fair	B1	6.0	113.1	Medium	
T2363	Willow	9.0	700.0	8.0	Mature	Fair	B1	8.4	221.7	Medium	
T2364	Willow	9.0	400.0	5.0	Middle Age	Fair	B1	4.8	72.4	Medium	
T2365	Willow	5.0	200.0	4.0	Young	Fair	C1	2.4	18.1	Long	
T2366	Ash	10.0	600.0	7.0	Mature	Fair	B1	7.2	162.9	Medium	
T2367	Oak	9.0	600.0	7.0	Mature	Good	B1	7.2	162.9	Long	
T2368	Ash	10.0	300.0	5.0	Middle Age	Fair	B1	3.6	40.7	Long	
T2369	Ash	10.0	200.0	4.0	Middle Age	Good	B1	2.4	18.1	Long	
T2370	Ash	9.0	800.0	8.0	Mature	Veteran	B1	9.6	289.5	Medium	
T2371	Oak	8.0	1000.0	7.0	Mature	Veteran	A1	12.0	452.4	Long	
T2372	Oak	15.0	1100.0	12.0	Mature	Good	A1	13.2	547.4	Long	
T2373	Willow	4.0	100.0	5.0	Young	Good	C1	1.2	4.5	Long	
T2374	Oak	15.0	700.0	10.0	Mature	Good	A1	8.4	221.7	Long	
T2375	Oak	11.0	600.0	5.0	Mature	Good	B1	7.2	162.9	Long	
T2376	Maple	9.0	200.0	3.0	Middle Age	Good	B1	2.4	18.1	Long	
T2377	Willow	9.0	800.0	5.0	Mature	Good	B2,3	9.6	289.5	Medium	
T2378	Maple	11.0	300.0	5.0	Middle Age	Good	B1	3.6	40.7	Long	
T2379	Willow	8.0	800.0	8.0	Mature	Fair	B1	9.6	289.5	Medium	
T2380	Maple	9.0	300.0	3.0	Middle Age	Good	B1	3.6	40.7	Long	
T2381	Oak	19.0	800.0	9.0	Mature	Good	A1	9.6	289.5	Long	
T2382	Oak	11.0	300.0	4.0	Young	Fair	B1	3.6	40.7	Long	
T2383	Oak	11.0	600.0	8.0	Middle Age	Good	B1	7.2	162.9	Long	
T2384	Oak	14.0	600.0	8.0	Mature	Good	A1	7.2	162.9	Long	
T2385	Ash	9.0	200.0	5.0	Young	Fair	C1	2.4	18.1	Long	

Hinkley Point C Connection Project - Environment Statement Volume 5.21.2 Appendix 21A

Ref	Species	Height	Stem Dia.	Crown Radius (Crown spread for groups)	Maturity	Condition	BS5837 Tree Quality Assess.	Radius of RPA guide circle	BS5837 RPA Area	Estimated Remaining Contribution	TPO
	Common name/s	(m)	(mm)	(m)	Young, Middle Age, Mature	Good, Fair, Poor, Veteran	A, B, C, U (1,2,3)	(m)	(m2)	Long, Medium, Short	(Ref)
T2386	Ash	6.0	400.0	4.0	Young	Fair	C1	4.8	72.4	Long	
T2387	Ash	10.0	300.0	4.0	Middle Age	Good	B1	3.6	40.7	Long	
T2388	Ash	9.0	200.0	5.0	Middle Age	Good	B1	2.4	18.1	Long	
T2389	Oak	15.0	800.0	7.0	Mature	Good	A1	9.6	289.5	Long	
T2390	Oak	16.0	900.0	9.0	Mature	Good	A1	10.8	366.4	Long	
T2391	Ash	6.0	400.0	4.0	Young	Good	B1	4.8	72.4	Long	
T2392	Willow	10.0	1300.0	10.0	Mature	Fair	B1	15.0	707.0	Medium	
T2393	Willow	7.0	300.0	5.0	Middle Age	Good	B1	3.6	40.7	Medium	
T2394	Ash	10.0	300.0	3.0	Middle Age	Poor	U	0.0	0.0	Short	
T2395	Oak	14.0	900.0	8.0	Mature	Good	A1	10.8	366.4	Long	
T2396	Ash	10.0	300.0	4.0	Middle Age	Poor	U	0.0	0.0	Short	
T2397	Hawthorn	5.0	100.0	2.0	Middle Age	Good	C1	1.2	4.5	Long	
T2398	Willow	8.0	300.0	4.0	Middle Age	Fair	C1	3.6	40.7	Medium	
T2399	Willow	9.0	400.0	7.0	Mature	Good	A1	4.8	72.4	Long	
T2400	Elm	5.0	100.0	1.0	Young	Fair	C1	1.2	4.5	Short	
T2401	Ash	13.0	400.0	6.0	Middle Age	Good	A1	4.8	72.4	Long	
T2402	Oak	17.0	900.0	10.0	Mature	Good	A1	10.8	366.4	Long	
T2403	Ash	13.0	300.0	4.0	Middle Age	Good	A1	3.6	40.7	Long	
T2404	Poplar	14.0	800.0	6.0	Mature	Good	B1	9.6	289.5	Long	
T2405	Ash	13.0	600.0	8.0	Middle Age	Good	B1	7.2	162.9	Long	
T2406	Ash	11.0	300.0	4.0	Middle Age	Good	B1,2	3.6	40.7	Long	
T2407	Oak	14.0	700.0	7.0	Mature	Good	B1	8.4	221.7	Long	
T2408	Ash	10.0	300.0	7.0	Middle Age	Good	B1,2	3.6	40.7	Long	
T2409	Oak	13.0	500.0	5.0	Middle Age	Good	B1	6.0	113.1	Long	
T2410	Ash	12.0	200.0	3.0	Middle Age	Poor	U	0.0	0.0	Short	
T2411	Oak	13.0	500.0	6.0	Middle Age	Good	A1	6.0	113.1	Long	
T2412	Oak	11.0	500.0	7.0	Middle Age	Good	B1	6.0	113.1	Long	
T2413	Ash	9.0	100.0	3.0	Young	Fair	B1	1.2	4.5	Long	
T2414	Oak	14.0	600.0	8.0	Middle Age	Good	A1	7.2	162.9	Long	
T2415	Oak	13.0	500.0	6.0	Middle Age	Good	B1	6.0	113.1	Long	
T2416	Oak	11.0	400.0	6.0	Middle Age	Good	B1	4.8	72.4	Long	
T2417	Oak	16.0	700.0	9.0	Mature	Good	A1	8.4	221.7	Long	
T2418	Ash	10.0	200.0	3.0	Young	Fair	B1	2.4	18.1	Long	
T2419	Ash	7.0	200.0	3.0	Young	Good	B1	2.4	18.1	Long	
T2420	Maple	11.0	400.0	5.0	Middle Age	Good	B1	4.8	72.4	Long	
T2421	Willow	9.0	500.0	6.0	Mature	Fair	B1	6.0	113.1	Long	
T2422	Maple	12.0	400.0	6.0	Middle Age	Good	B1	4.8	72.4	Long	
T2423	Oak	13.0	800.0	10.0	Mature	Good	B1	9.6	289.5	Long	
T2424	Ash	8.0	200.0	4.0	Young	Good	B1	2.4	18.1	Long	
T2425	Ash	10.0	100.0	3.0	Middle Age	Fair	B1	1.2	4.5	Long	
T2426	Oak	13.0	700.0	8.0	Mature	Good	A1	8.4	221.7	Long	
T2427	Poplar	12.0	900.0	10.0	Mature	Good	B1	10.8	366.4	Long	
T2428	Ash	12.0	300.0	5.0	Middle Age	Fair	B1	3.6	40.7	Medium	
T2429	Hazel	6.0	100.0	3.0	Middle Age	Good	C1	1.2	4.5	Long	
T2430	Hawthorn	4.0	200.0	4.0	Middle Age	Fair	C1	2.4	18.1	Medium	
T2431	Oak	17.0	900.0	10.0	Mature	Good	A1	10.8	366.4	Long	
T2432	Oak	18.0	1000.0	11.0	Mature	Good	A1	12.0	452.4	Long	
T2433	Oak	15.0	800.0	10.0	Mature	Good	A1	9.6	289.5	Long	

Hinkley Point C Connection Project - Environment Statement Volume 5.21.2 Appendix 21A

Ref	Species	Height	Stem Dia.	Crown Radius (Crown spread for groups)	Maturity	Condition	BS5837 Tree Quality Assess.	Radius of RPA guide circle	BS5837 RPA Area	Estimated Remaining Contribution	TPO
	Common name/s	(m)	(mm)	(m)	Young, Middle Age, Mature	Good, Fair, Poor, Veteran	A,B,C,U (1,2,3)	(m)	(m2)	Long, Medium, Short	(Ref)
T2434	Ash	9.0	100.0	4.0	Middle Age	Good	B1	1.2	4.5	Long	
T2435	Oak	14.0	700.0	8.0	Mature	Good	B1	8.4	221.7	Long	
T2436	Oak	16.0	800.0	10.0	Mature	Good	B1	9.6	289.5	Long	
T2437	Oak	15.0	700.0	10.0	Mature	Good	B1	8.4	221.7	Long	
T2438	Oak	15.0	800.0	8.0	Mature	Good	B1	9.6	289.5	Long	
T2439	Oak	11.0	500.0	5.0	Mature	Good	B1	6.0	113.1	Long	
T2440	Oak	15.0	900.0	9.0	Mature	Good	A1	10.8	366.4	Long	
T2441	Ash	9.0	200.0	5.0	Middle Age	Good	B1	2.4	18.1	Long	
T2442	Willow	9.0	800.0	5.0	Mature	Good	B2,3	9.6	289.5	Medium	
T2443	Oak	9.0	900.0	11.0	Mature	Veteran	A1	10.8	366.4	Long	
T2444	Alder	15.0	800.0	8.0	Mature	Good	A1	9.6	289.5	Long	
T2445	Poplar	17.0	800.0	7.0	Mature	Good	B1	9.6	289.5	Long	
T2446	Ash	9.0	100.0	3.0	Middle Age	Poor	C1	1.2	4.5	Medium	
T2447	Poplar	16.0	900.0	7.0	Mature	Good	B1	10.8	366.4	Long	
T2448	Willow	13.0	800.0	6.0	Mature	Fair	B1	9.6	289.5	Long	
T2449	Oak	11.0	400.0	6.0	Mature	Good	B1	4.8	72.4	Long	
T2450	Oak	13.0	800.0	7.0	Mature	Good	B1	9.6	289.5	Long	
T2451	Ash	10.0	400.0	6.0	Middle Age	Good	B1	4.8	72.4	Long	
T2452	Oak	16.0	900.0	11.0	Mature	Good	A1	10.8	366.4	Long	
T2453	Willow	6.0	700.0	3.0	Mature	Fair	B1	8.4	221.7	Long	
T2454	Oak	13.0	800.0	9.0	Mature	Good	A1	9.6	289.5	Long	
T2455	Ash	6.0	400.0	4.0	Young	Fair	C1	4.8	72.4	Long	
T2456	Oak	13.0	700.0	8.0	Mature	Good	A1	8.4	221.7	Long	
T2457	Ash	6.0	400.0	4.0	Young	Good	B1	4.8	72.4	Long	
T2458	Ash	11.0	300.0	5.0	Middle Age	Fair	B1	3.6	40.7	Long	
T2459	Hawthorn	5.0	200.0	3.0	Middle Age	Good	C1	2.4	18.1	Medium	
T2460	Hawthorn	5.0	200.0	3.0	Middle Age	Good	C1	2.4	18.1	Medium	
T2461	Willow	7.0	300.0	5.0	Middle Age	Good	B1	3.6	40.7	Medium	
T2462	Willow	9.0	800.0	4.0	Mature	Fair	B1	9.6	289.5	Long	
T2463	Oak	12.0	600.0	8.0	Mature	Good	B1	7.2	162.9	Long	
T2464	Oak	16.0	800.0	8.0	Mature	Good	A1	9.6	289.5	Long	
T2465	Willow	11.0	300.0	5.0	Mature	Fair	C1	3.6	40.7	Medium	
T2466	Willow	11.0	800.0	5.0	Mature	Fair	C1	9.6	289.5	Medium	
T2467	Oak	13.0	800.0	7.0	Mature	Good	B1	9.6	289.5	Long	
T2468	Willow	9.0	1000.0	5.0	Mature	Fair	B1	12.0	452.4	Long	
T2469	Oak	14.0	700.0	6.0	Mature	Good	A1	8.4	221.7	Long	
T2470	Poplar	17.0	700.0	5.0	Mature	Good	B1	8.4	221.7	Long	
T2471	Poplar	16.0	700.0	5.0	Mature	Good	B1	8.4	221.7	Long	
T2472	Poplar	15.0	600.0	4.0	Mature	Fair	C1	7.2	162.9	Medium	
T2473	Willow	9.0	700.0	9.0	Mature	Good	B1	8.4	221.7	Medium	
T2474	Willow	8.0	200.0	4.0	Young	Fair	C1	2.4	18.1	Medium	
T2475	Poplar	11.0	500.0	4.0	Mature	Fair	B1	6.0	113.1	Medium	
T2476	Oak	8.0	700.0	10.0	Middle Age	Good	A1	8.4	221.7	Long	
T2477	Poplar	16.0	600.0	5.0	Mature	Good	B1	7.2	162.9	Long	
T2478	Willow	9.0	400.0	6.0	Mature	Good	B1	4.8	72.4	Medium	
T2479	Ash	10.0	500.0	6.0	Middle Age	Fair	B1	6.0	113.1	Medium	
T2480	Willow	10.0	1300.0	8.0	Mature	Poor	C1	15.0	707.0	Medium	
T2481	Willow	5.0	200.0	4.0	Middle Age	Good	B1	2.4	18.1	Medium	

Hinkley Point C Connection Project - Environment Statement Volume 5.21.2 Appendix 21A

Ref	Species	Height	Stem Dia.	Crown Radius (Crown spread for groups)	Maturity	Condition	BS5837 Tree Quality Assess.	Radius of RPA guide circle	BS5837 RPA Area	Estimated Remaining Contribution	TPO
	Common name/s	(m)	(mm)	(m)	Young, Middle Age, Mature	Good, Fair, Poor, Veteran	A,B,C,U (1,2,3)	(m)	(m2)	Long, Medium, Short	(Ref)
T2482	Oak	7.0	300.0	6.0	Young	Good	B1	3.6	40.7	Long	
T2483	Oak	8.0	400.0	4.0	Middle Age	Good	A1	4.8	72.4	Long	
T2484	Willow	15.0	500.0	9.0	Mature	Good	C1	6.0	113.1	Medium	
T2485	Willow	15.0	700.0	15.0	Mature	Good	B1	8.4	221.7	Medium	
T2486	Poplar	17.0	800.0	5.0	Mature	Good	B1	9.6	289.5	Long	
T2487	Willow	10.0	300.0	9.0	Mature	Fair	B1	3.6	40.7	Medium	
T2488	Willow	10.0	300.0	7.0	Mature	Good	B1	3.6	40.7	Medium	
T2489	Willow	10.0	500.0	7.0	Mature	Fair	B1	6.0	113.1	Medium	
T2490	Willow	7.0	300.0	5.0	Middle Age	Good	B1	3.6	40.7	Long	
T2491	Willow	6.0	600.0	7.0	Mature	Poor	U	0.0	0.0	Short	
T2492	Willow	9.0	500.0	6.0	Mature	Poor	C1	6.0	113.1	Medium	
T2493	Willow	7.0	600.0	6.0	Mature	Poor	U	0.0	0.0	Medium	
T2494	Poplar	16.0	800.0	6.0	Mature	Good	B1	9.6	289.5	Long	
T2495	Willow	8.0	500.0	8.0	Mature	Fair	C1	6.0	113.1	Medium	
T2496	Willow	6.0	500.0	8.0	Mature	Poor	U	0.0	0.0	Short	
T2497	Willow	8.0	500.0	8.0	Mature	Poor	U	0.0	0.0	Short	
T2498	Ash	11.0	200.0	7.0	Middle Age	Good	B1	2.4	18.1	Long	
T2499	Poplar	16.0	800.0	5.0	Mature	Good	B1	9.6	289.5	Long	
T2500	Poplar	16.0	800.0	5.0	Mature	Good	B1	9.6	289.5	Long	
T2501	Poplar	16.0	900.0	6.0	Mature	Good	B1	10.8	366.4	Long	
T2502	Ash	8.0	300.0	7.0	Middle Age	Good	B1	3.6	40.7	Long	
T2503	Cypress	6.0	100.0	1.0	Young	Poor	U	0.0	0.0	Short	
T2504	Maple	5.0	100.0	1.0	Young	Poor	U	0.0	0.0	Short	
T2505	Willow	10.0	300.0	3.0	Mature	Fair	A1	3.6	40.7	Long	
T2506	Oak	20.0	1100.0	15.0	Mature	Good	A1	13.2	547.4	Long	
T2507	Ash	9.0	400.0	11.0	Middle Age	Fair	B1	4.8	72.4	Long	
T2508	Willow	10.0	300.0	7.0	Mature	Good	A1	3.6	40.7	Long	
T2509	Oak	10.0	600.0	8.0	Middle Age	Good	B1	7.2	162.9	Long	
T2510	Horse Chestnut	12.0	300.0	5.0	Middle Age	Fair	B1	3.6	40.7	Long	
T2511	Willow	9.0	400.0	4.0	Middle Age	Fair	C1	4.8	72.4	Medium	
T2512	Elm	7.0	100.0	3.0	Young	Good	C1	1.2	4.5	Medium	
T2513	Beech	9.0	200.0	3.0	Young	Good	B1	2.4	18.1	Long	
T2514	Willow	7.0	900.0	9.0	Mature	Poor	U	0.0	0.0	Short	
T2515	Willow	8.0	1000.0	6.0	Mature	Veteran	B1	12.0	452.4	Long	
T2516	Beech	9.0	100.0	2.0	Young	Good	B1	1.2	4.5	Long	
T2517	Willow	12.0	600.0	6.0	Mature	Good	B1	7.2	162.9	Long	
T2518	Willow	8.0	1100.0	6.0	Mature	Veteran	B1	13.2	547.4	Long	
T2519	Beech	8.0	200.0	2.0	Young	Good	B1	2.4	18.1	Long	
T2520	Alder	8.0	200.0	3.0	Young	Good	B1	2.4	18.1	Medium	
T2521	Willow	9.0	900.0	5.0	Mature	Good	B1	10.8	366.4	Long	
T2522	Oak	12.0	600.0	9.0	Middle Age	Good	B1	7.2	162.9	Long	
T2523	Willow	13.0	500.0	6.0	Mature	Good	B1	6.0	113.1	Long	
T2524	Willow	8.0	1100.0	5.0	Mature	Veteran	B1	13.2	547.4	Long	
T2525	Horse Chestnut	9.0	400.0	4.0	Middle Age	Fair	B1	4.8	72.4	Long	
T2526	Ash	7.0	200.0	3.0	Young	Good	C1	2.4	18.1	Medium	
T2527	Oak	13.0	600.0	11.0	Mature	Fair	B1	7.2	162.9	Long	
T2528	Willow	12.0	800.0	10.0	Mature	Fair	B1	9.6	289.5	Long	
T2529	Willow	8.0	800.0	3.0	Mature	Fair	B1	9.6	289.5	Long	

Hinkley Point C Connection Project - Environment Statement Volume 5.21.2 Appendix 21A

Ref	Species	Height	Stem Dia.	Crown Radius (Crown spread for groups)	Maturity	Condition	BS5837 Tree Quality Assess.	Radius of RPA guide circle	BS5837 RPA Area	Estimated Remaining Contribution	TPO
	Common name/s	(m)	(mm)	(m)	Young, Middle Age, Mature	Good, Fair, Poor, Veteran	A,B,C,U (1,2,3)	(m)	(m2)	Long, Medium, Short	(Ref)
T2530	Willow	14.0	800.0	7.0	Mature	Good	B1	9.6	289.5	Long	
T2531	Willow	11.0	300.0	6.0	Middle Age	Fair	B1	3.6	40.7	Long	
T2532	Willow	9.0	600.0	9.0	Middle Age	Poor	C1	7.2	162.9	Medium	
T2533	Willow	8.0	300.0	5.0	Young	Good	B1	3.6	40.7	Medium	
T2534	Cypress	10.0	300.0	3.0	Middle Age	Good	B1	3.6	40.7	Long	
T2535	Ash	11.0	300.0	4.0	Middle Age	Good	B1	3.6	40.7	Medium	
T2536	Ash	12.0	800.0	8.0	Mature	Fair	C1	9.6	289.5	Medium	
T2537	Willow	11.0	500.0	9.0	Mature	Poor	C1	6.0	113.1	Medium	
T2538	Oak	9.0	500.0	6.0	Middle Age	Good	B1	6.0	113.1	Long	
T2539	Willow	12.0	600.0	5.0	Mature	Fair	B1	7.2	162.9	Long	
T2540	Ash	16.0	500.0	5.0	Mature	Poor	C1	6.0	113.1	Medium	
T2541	Poplar	13.0	500.0	3.0	Middle Age	Poor	U	0.0	0.0	Medium	
T2542	Willow	12.0	600.0	5.0	Mature	Good	B1	7.2	162.9	Long	
T2543	Willow	6.0	500.0	5.0	Middle Age	Good	C1	6.0	113.1	Long	
T2544	Willow	12.0	600.0	8.0	Mature	Fair	C1	7.2	162.9	Long	
T2545	Poplar	14.0	600.0	4.0	Middle Age	Good	B1	7.2	162.9	Long	
T2546	Oak	15.0	900.0	10.0	Mature	Good	B1	10.8	366.4	Long	
T2547	Willow	6.0	100.0	2.0	Middle Age	Good	B1	1.2	4.5	Long	
T2548	Oak	13.0	800.0	9.0	Mature	Good	B1	9.6	289.5	Long	
T2549	Oak	12.0	800.0	8.0	Mature	Good	A1	9.6	289.5	Long	
T2550	Willow	9.0	600.0	6.0	Middle Age	Poor	C1	7.2	162.9	Medium	
T2551	Elm	6.0	200.0	2.0	Young	Good	C1	2.4	18.1	Medium	
T2552	Oak	9.0	800.0	7.0	Mature	Good	B1	9.6	289.5	Long	
T2553	Elm	6.0	100.0	2.0	Young	Good	C1	1.2	4.5	Medium	
T2554	Elm	6.0	100.0	2.0	Young	Good	C1	1.2	4.5	Medium	
T2555	Willow	7.0	1200.0	2.0	Mature	Good	B1	14.4	651.4	Long	
T2556	Willow	11.0	600.0	8.0	Mature	Fair	C1	7.2	162.9	Medium	
T2557	Willow	7.0	1100.0	3.0	Mature	Fair	B1	13.2	547.4	Long	
T2558	Willow	6.0	1000.0	3.0	Mature	Good	B1	12.0	452.4	Long	
T2559	Ash	11.0	500.0	8.0	Middle Age	Good	B1	6.0	113.1	Long	
T2560	Hawthorn	4.0	200.0	2.0	Middle Age	Good	B1	2.4	18.1	Long	
T2561	Oak	10.0	600.0	8.0	Mature	Poor	C1	7.2	162.9	Medium	
T2562	Oak	12.0	700.0	6.0	Mature	Good	B1	8.4	221.7	Long	
T2563	Oak	14.0	800.0	10.0	Mature	Good	B1	9.6	289.5	Long	
T2564	Ash	13.0	700.0	9.0	Mature	Good	B1	8.4	221.7	Long	
T2565	Ash	14.0	800.0	11.0	Mature	Good	B1	9.6	289.5	Long	
T2566	Willow	11.0	300.0	6.0	Middle Age	Good	B1	3.6	40.7	Long	
T2567	Ash	13.0	600.0	8.0	Mature	Poor	C1	7.2	162.9	Medium	
T2568	Willow	13.0	300.0	5.0	Middle Age	Good	B1	3.6	40.7	Long	
T2569	Oak	11.0	900.0	12.0	Mature	Good	B1	10.8	366.4	Long	
T2570	Oak	12.0	900.0	8.0	Mature	Good	A1	10.8	366.4	Long	
T2571	Ash	13.0	300.0	5.0	Middle Age	Fair	B1	3.6	40.7	Long	
T2572	Oak	16.0	1000.0	12.0	Mature	Good	A1	12.0	452.4	Long	
T2573	Ash	9.0	400.0	5.0	Middle Age	Poor	C1	4.8	72.4	Medium	
T2574	Oak	9.0	800.0	9.0	Mature	Good	A1	9.6	289.5	Long	
T2575	Willow	8.0	200.0	5.0	Middle Age	Good	B1	2.4	18.1	Long	
T2576	Oak	11.0	700.0	8.0	Mature	Good	B1	8.4	221.7	Long	
T2577	Ash	6.0	400.0	2.0	Young	Good	A1	4.8	72.4	Long	

Hinkley Point C Connection Project - Environment Statement Volume 5.21.2 Appendix 21A

Ref	Species	Height	Stem Dia.	Crown Radius (Crown spread for groups)	Maturity	Condition	BS5837 Tree Quality Assess.	Radius of RPA guide circle	BS5837 RPA Area	Estimated Remaining Contribution	TPO
	Common name/s	(m)	(mm)	(m)	Young, Middle Age, Mature	Good, Fair, Poor, Veteran	A,B,C,U (1,2,3)	(m)	(m2)	Long, Medium, Short	(Ref)
T2578	Oak	15.0	900.0	8.0	Mature	Good	A1	10.8	366.4	Long	
T2579	Willow	14.0	900.0	10.0	Mature	Good	A1	10.8	366.4	Long	
T2580	Oak	12.0	700.0	6.0	Mature	Good	B1	8.4	221.7	Long	
T2581	Ash	14.0	1300.0	9.0	Mature	Good	B1	15.0	707.0	Long	
T2582	Willow	6.0	100.0	2.0	Young	Good	C1	1.2	4.5	Long	
T2583	Oak	12.0	800.0	8.0	Mature	Poor	C1	9.6	289.5	Medium	
T2584	Ash	7.0	500.0	5.0	Middle Age	Fair	B1	6.0	113.1	Long	
T2585	Willow	13.0	900.0	7.0	Mature	Good	B1	10.8	366.4	Long	
T2586	Oak	8.0	700.0	5.0	Middle Age	Good	A1	8.4	221.7	Long	
T2587	Oak	13.0	600.0	7.0	Mature	Fair	B1	7.2	162.9	Long	
T2588	Oak	9.0	500.0	7.0	Middle Age	Good	A1	6.0	113.1	Long	
T2589	Ash	11.0	300.0	2.0	Middle Age	Good	A1	3.6	40.7	Long	
T2590	Oak	7.0	500.0	9.0	Middle Age	Fair	B1	6.0	113.1	Long	
T2591	Ash	13.0	700.0	9.0	Mature	Good	A1	8.4	221.7	Long	
T2592	Ash	13.0	800.0	10.0	Mature	Good	A1	9.6	289.5	Long	
T2593	Willow	9.0	400.0	8.0	Mature	Good	B1	4.8	72.4	Long	
T2594	Oak	10.0	900.0	7.0	Mature	Good	A1	10.8	366.4	Long	
T2595	Oak	8.0	700.0	10.0	Mature	Good	A1	8.4	221.7	Long	
T2596	Willow	6.0	200.0	3.0	Middle Age	Good	B1	2.4	18.1	Long	
T2597	Willow	12.0	300.0	5.0	Middle Age	Good	B1	3.6	40.7	Long	
T2598	Willow	12.0	400.0	6.0	Middle Age	Good	B1	4.8	72.4	Long	
T2599	Oak	8.0	500.0	8.0	Middle Age	Good	A1	6.0	113.1	Long	
T2600	Willow	8.0	400.0	3.0	Mature	Fair	C1	4.8	72.4	Long	
T2601	Willow	10.0	500.0	7.0	Middle Age	Good	A1	6.0	113.1	Long	
T2602	Willow	11.0	300.0	6.0	Middle Age	Good	B1	3.6	40.7	Long	
T2603	Oak	9.0	700.0	8.0	Mature	Good	A1	8.4	221.7	Long	
T2604	Oak	13.0	600.0	10.0	Mature	Good	A1	7.2	162.9	Long	
T2605	Ash	10.0	600.0	10.0	Mature	Fair	B1	7.2	162.9	Medium	
T2606	Ash	9.0	500.0	4.0	Middle Age	Fair	B1	6.0	113.1	Long	
T2607	Oak	12.0	700.0	8.0	Mature	Good	B1	8.4	221.7	Long	
T2608	Oak	12.0	700.0	8.0	Mature	Good	A1	8.4	221.7	Long	
T2609	Ash	10.0	500.0	5.0	Middle Age	Poor	C1	6.0	113.1	Medium	
T2610	Ash	11.0	600.0	6.0	Mature	Poor	C1	7.2	162.9	Short	
T2611	Willow	6.0	200.0	5.0	Middle Age	Good	B1	2.4	18.1	Medium	
T2612	Ash	15.0	700.0	7.0	Mature	Good	A1	8.4	221.7	Long	
T2613	Oak	14.0	700.0	11.0	Mature	Good	B1	8.4	221.7	Long	
T2614	Oak	11.0	900.0	10.0	Mature	Good	A1	10.8	366.4	Long	
T2615	Willow	5.0	300.0	3.0	Middle Age	Fair	C1	3.6	40.7	Long	
T2616	Oak	7.0	400.0	7.0	Middle Age	Good	A1	4.8	72.4	Long	
T2617	Willow	7.0	200.0	3.0	Middle Age	Fair	C1	2.4	18.1	Long	
T2618	Oak	10.0	600.0	9.0	Mature	Good	A1	7.2	162.9	Long	
T2619	Willow	5.0	500.0	4.0	Mature	Good	B1	6.0	113.1	Medium	
T2620	Willow	5.0	300.0	5.0	Middle Age	Good	B1	3.6	40.7	Long	
T2621	Oak	11.0	400.0	5.0	Mature	Good	C1	4.8	72.4	Long	
T2622	Willow	5.0	100.0	4.0	Young	Good	C1	1.2	4.5	Long	
T2623	Oak	12.0	400.0	6.0	Mature	Fair	C1	4.8	72.4	Long	
T2624	Willow	6.0	200.0	6.0	Middle Age	Good	B1	2.4	18.1	Long	
T2625	Ash	7.0	200.0	3.0	Middle Age	Good	A1	2.4	18.1	Long	

Hinkley Point C Connection Project - Environment Statement Volume 5.21.2 Appendix 21A

Ref	Species	Height	Stem Dia.	Crown Radius (Crown spread for groups)	Maturity	Condition	BS5837 Tree Quality Assess.	Radius of RPA guide circle	BS5837 RPA Area	Estimated Remaining Contribution	TPO
	Common name/s	(m)	(mm)	(m)	Young, Middle Age, Mature	Good, Fair, Poor, Veteran	A, B, C, U (1,2,3)	(m)	(m2)	Long, Medium, Short	(Ref)
T2626	Oak	11.0	600.0	7.0	Mature	Good	A1	7.2	162.9	Long	
T2627	Oak	6.0	600.0	6.0	Mature	Fair	B1	7.2	162.9	Long	
T2628	Oak	9.0	1100.0	10.0	Mature	Good	A1	13.2	547.4	Long	
T2629	Willow	5.0	300.0	2.0	Young	Fair	C1	3.6	40.7	Long	
T2630	Poplar	8.0	600.0	8.0	Mature	Fair	A1	7.2	162.9	Long	
T2631	Willow	5.0	500.0	3.0	Mature	Fair	C1	6.0	113.1	Long	
T2632	Oak	8.0	500.0	5.0	Mature	Fair	B1	6.0	113.1	Long	
T2633	Oak	11.0	1000.0	10.0	Mature	Good	A1	12.0	452.4	Long	
T2634	Willow	4.0	300.0	2.0	Middle Age	Fair	C1	3.6	40.7	Long	
T2635	Oak	13.0	800.0	11.0	Mature	Good	A1	9.6	289.5	Long	
T2636	Oak	13.0	900.0	10.0	Mature	Good	A1	10.8	366.4	Long	
T2637	Ash	9.0	500.0	8.0	Mature	Fair	B1	6.0	113.1	Medium	
T2638	Ash	7.0	200.0	3.0	Middle Age	Fair	B1	2.4	18.1	Long	
T2639	Oak	16.0	700.0	10.0	Mature	Good	A1	8.4	221.7	Long	
T2640	Oak	12.0	800.0	8.0	Mature	Good	A1	9.6	289.5	Long	
T2641	Oak	14.0	600.0	5.0	Middle Age	Good	B1	7.2	162.9	Long	
T2642	Oak	14.0	900.0	8.0	Mature	Good	A1	10.8	366.4	Long	
T2643	Oak	10.0	700.0	7.0	Mature	Good	A1	8.4	221.7	Long	
T2644	Apple	5.0	300.0	2.0	Mature	Good	B1	3.6	40.7	Medium	
T2645	Apple	7.0	300.0	2.0	Mature	Good	B1	3.6	40.7	Long	
T2646	Oak	14.0	900.0	9.0	Mature	Good	A1	10.8	366.4	Long	
T2647	Oak	12.0	700.0	9.0	Mature	Good	A1	8.4	221.7	Long	
T2648	Oak	13.0	700.0	8.0	Mature	Good	B1	8.4	221.7	Long	
T2649	Hawthorn	4.0	200.0	3.0	Middle Age	Good	B1	2.4	18.1	Long	
T2650	Oak	10.0	1100.0	5.0	Mature	Good	A1	13.2	547.4	Long	
T2651	Maple	11.0	500.0	5.0	Mature	Good	A1	6.0	113.1	Long	
T2652	Hawthorn	4.0	200.0	3.0	Middle Age	Good	B1	2.4	18.1	Long	
T2653	Oak	14.0	800.0	6.0	Mature	Fair	C1	9.6	289.5	Long	
T2654	Oak	12.0	500.0	8.0	Mature	Poor	C1	6.0	113.1	Long	
T2655	Oak	10.0	500.0	5.0	Mature	Good	B1	6.0	113.1	Long	
T2656	Oak	18.0	900.0	10.0	Mature	Good	A1	10.8	366.4	Long	
T2657	Oak	15.0	700.0	12.0	Mature	Fair	B1	8.4	221.7	Long	
T2658	Oak	12.0	600.0	5.0	Mature	Good	B1	7.2	162.9	Long	
T2659	Hawthorn	4.0	200.0	2.0	Middle Age	Good	B1	2.4	18.1	Long	
T2660	Oak	9.0	400.0	6.0	Middle Age	Good	A1	4.8	72.4	Long	
T2661	Oak	16.0	800.0	10.0	Mature	Good	A1	9.6	289.5	Long	
T2662	Oak	10.0	600.0	7.0	Mature	Good	B1	7.2	162.9	Long	
T2663	Oak	7.0	600.0	5.0	Mature	Good	B1	7.2	162.9	Long	
T2664	Oak	10.0	500.0	5.0	Mature	Good	A1	6.0	113.1	Long	
T2665	Oak	8.0	600.0	5.0	Mature	Good	B1	7.2	162.9	Long	
T2666	Oak	17.0	900.0	9.0	Mature	Good	B1	10.8	366.4	Long	
T2667	Walnut	5.0	500.0	6.0	Mature	Good	A1	6.0	113.1	Long	
T2668	Ash	12.0	500.0	7.0	Mature	Poor	C1	6.0	113.1	Medium	
T2669	Apple	5.0	300.0	2.0	Mature	Good	B1	3.6	40.7	Medium	
T2670	Walnut	6.0	400.0	4.0	Mature	Good	A1	4.8	72.4	Long	
T2671	Oak	9.0	900.0	8.0	Mature	Good	A1	10.8	366.4	Long	
T2672	Hawthorn	3.0	200.0	2.0	Middle Age	Good	B1	2.4	18.1	Long	
T2673	Hawthorn	3.0	300.0	4.0	Mature	Good	B1	3.6	40.7	Long	

Hinkley Point C Connection Project - Environment Statement Volume 5.21.2 Appendix 21A

Ref	Species	Height	Stem Dia.	Crown Radius (Crown spread for groups)	Maturity	Condition	BS5837 Tree Quality Assess.	Radius of RPA guide circle	BS5837 RPA Area	Estimated Remaining Contribution	TPO
	Common name/s	(m)	(mm)	(m)	Young, Middle Age, Mature	Good, Fair, Poor, Veteran	A, B, C, U (1,2,3)	(m)	(m2)	Long, Medium, Short	(Ref)
T2674	Oak	8.0	900.0	7.0	Mature	Good	A1	10.8	366.4	Long	
T2675	Oak	18.0	600.0	6.0	Mature	Good	B1	7.2	162.9	Long	
T2676	Walnut	5.0	300.0	3.0	Middle Age	Good	A1	3.6	40.7	Long	
T2677	Ash	5.0	200.0	1.0	Young	Good	C1	2.4	18.1	Long	
T2678	Apple	5.0	300.0	3.0	Mature	Good	B1	3.6	40.7	Long	
T2679	Oak	11.0	800.0	9.0	Mature	Good	A1	9.6	289.5	Long	
T2680	Hawthorn	4.0	300.0	3.0	Mature	Good	B1	3.6	40.7	Long	
T2681	Willow	13.0	400.0	4.0	Middle Age	Good	B1,2	4.8	72.4	Long	
T2682	Hawthorn	3.0	200.0	2.0	Middle Age	Good	B1	2.4	18.1	Long	
T2683	Willow	14.0	400.0	5.0	Middle Age	Good	B1,2	4.8	72.4	Long	
T2684	Oak	7.0	400.0	4.0	Young	Good	B1	4.8	72.4	Long	
T2685	Willow	13.0	500.0	5.0	Middle Age	Good	B1,2	6.0	113.1	Long	
T2686	Maple	9.0	300.0	3.0	Middle Age	Good	B1	3.6	40.7	Long	
T2687	Oak	12.0	600.0	5.0	Mature	Good	B1	7.2	162.9	Long	
T2688	Hawthorn	4.0	300.0	2.0	Mature	Good	B1	3.6	40.7	Long	
T2689	Oak	10.0	700.0	7.0	Mature	Good	A1	8.4	221.7	Long	
T2690	Oak	7.0	800.0	7.0	Mature	Good	A1	9.6	289.5	Long	
T2691	Hawthorn	4.0	200.0	2.0	Middle Age	Good	B1	2.4	18.1	Long	
T2692	Ash	6.0	300.0	4.0	Middle Age	Poor	C1	3.6	40.7	Medium	
T2693	Oak	13.0	600.0	8.0	Mature	Good	A1	7.2	162.9	Long	
T2694	Ash	10.0	400.0	8.0	Mature	Good	A1	4.8	72.4	Long	
T2695	Willow	11.0	800.0	4.0	Mature	Good	B1	9.6	289.5	Long	
T2696	Willow	6.0	300.0	4.0	Middle Age	Poor	C1	3.6	40.7	Medium	
T2697	Oak	9.0	500.0	6.0	Mature	Good	A1	6.0	113.1	Long	
T2698	Oak	16.0	1200.0	11.0	Mature	Good	A1	14.4	651.4	Long	
T2699	Ash	11.0	400.0	6.0	Middle Age	Fair	B1	4.8	72.4	Long	
T2700	Oak	13.0	700.0	6.0	Mature	Good	A1	8.4	221.7	Long	
T2701	Oak	12.0	800.0	7.0	Mature	Fair	B1	9.6	289.5	Long	
T2702	Oak	16.0	900.0	9.0	Mature	Good	A1	10.8	366.4	Long	
T2703	Oak	15.0	500.0	7.0	Mature	Good	B1	6.0	113.1	Long	
T2704	Oak	12.0	1200.0	8.0	Mature	Good	A1	14.4	651.4	Long	
T2705	Oak	8.0	500.0	4.0	Mature	Good	A1	6.0	113.1	Long	
T2706	Oak	14.0	600.0	6.0	Middle Age	Good	B1	7.2	162.9	Long	
T2707	Oak	15.0	600.0	6.0	Mature	Good	B1	7.2	162.9	Long	
T2708	Oak	10.0	700.0	10.0	Middle Age	Fair	C1	8.4	221.7	Long	
T2709	Oak	13.0	1300.0	8.0	Mature	Good	A1	15.0	707.0	Long	
T2710	Willow	11.0	600.0	9.0	Mature	Good	A1	7.2	162.9	Long	
T2711	Oak	12.0	700.0	9.0	Mature	Good	A1	8.4	221.7	Long	
T2712	Elm	9.0	200.0	2.0	Middle Age	Good	B1	2.4	18.1	Medium	
T2713	Oak	12.0	500.0	8.0	Middle Age	Good	B1	6.0	113.1	Long	
T2714	Oak	9.0	600.0	5.0	Middle Age	Good	A1	7.2	162.9	Long	
T2715	Ash	10.0	200.0	3.0	Middle Age	Fair	B1	2.4	18.1	Long	
T2716	Ash	4.0	200.0	6.0	Middle Age	Good	B1	2.4	18.1	Long	
T2717	Ash	7.0	200.0	3.0	Middle Age	Good	B1	2.4	18.1	Long	
T2718	Oak	12.0	900.0	8.0	Mature	Good	A1	10.8	366.4	Long	
T2719	Ash	6.0	600.0	4.0	Middle Age	Fair	B1	7.2	162.9	Long	
T2720	Maple	6.0	200.0	2.0	Middle Age	Good	B1	2.4	18.1	Long	
T2721	Ash	13.0	300.0	5.0	Middle Age	Good	B1	3.6	40.7	Long	

Hinkley Point C Connection Project - Environment Statement Volume 5.21.2 Appendix 21A

Ref	Species	Height	Stem Dia.	Crown Radius (Crown spread for groups)	Maturity	Condition	BS5837 Tree Quality Assess.	Radius of RPA guide circle	BS5837 RPA Area	Estimated Remaining Contribution	TPO
	Common name/s	(m)	(mm)	(m)	Young, Middle Age, Mature	Good, Fair, Poor, Veteran	A, B, C, U (1,2,3)	(m)	(m2)	Long, Medium, Short	(Ref)
T2722	Hawthorn	8.0	200.0	3.0	Middle Age	Good	C1	2.4	18.1	Medium	
T2723	Oak	18.0	1100.0	7.0	Mature	Fair	B1	13.2	547.4	Long	
T2724	Ash	15.0	900.0	8.0	Mature	Good	A1	10.8	366.4	Long	
T2725	Ash	13.0	200.0	5.0	Middle Age	Good	C1	2.4	18.1	Medium	
T2726	Ash	11.0	400.0	4.0	Middle Age	Good	B1	4.8	72.4	Long	
T2727	Oak	9.0	300.0	2.0	Middle Age	Fair	C1	3.6	40.7	Medium	
T2728	Oak	12.0	800.0	6.0	Middle Age	Fair	B1	9.6	289.5	Long	
T2729	Elm	6.0	200.0	2.0	Young	Fair	C1	2.4	18.1	Medium	
T2730	Elm	6.0	200.0	2.0	Young	Fair	C1	2.4	18.1	Medium	
T2731	Maple	6.0	300.0	2.0	Young	Poor	C1	3.6	40.7	Medium	
T2732	Ash	10.0	400.0	4.0	Middle Age	Good	A1	4.8	72.4	Long	
T2733	Maple	10.0	200.0	3.0	Young	Fair	C1	2.4	18.1	Medium	
T2734	Oak	9.0	500.0	6.0	Middle Age	Poor	C1	6.0	113.1	Long	
T2735	Oak	12.0	400.0	5.0	Middle Age	Good	B1	4.8	72.4	Long	
T2736	Ash	9.0	200.0	4.0	Young	Fair	C1	2.4	18.1	Medium	
T2737	Maple	6.0	200.0	2.0	Young	Poor	C1	2.4	18.1	Medium	
T2738	Ash	10.0	200.0	3.0	Middle Age	Fair	C1	2.4	18.1	Medium	
T2739	Maple	7.0	200.0	2.0	Young	Fair	C1	2.4	18.1	Medium	
T2740	Ash	10.0	400.0	4.0	Young	Poor	C1	4.8	72.4	Medium	
T2741	Ash	15.0	600.0	5.0	Mature	Poor	C1	7.2	162.9	Medium	
T2742	Ash	12.0	300.0	3.0	Middle Age	Fair	B1	3.6	40.7	Medium	
T2743	Maple	6.0	300.0	3.0	Young	Good	B1	3.6	40.7	Long	
T2744	Maple	7.0	500.0	5.0	Mature	Fair	B1	6.0	113.1	Medium	
T2745	Oak	14.0	700.0	8.0	Mature	Good	B1	8.4	221.7	Long	
T2746	Maple	11.0	600.0	5.0	Mature	Good	A1	7.2	162.9	Medium	
T2747	Oak	14.0	700.0	7.0	Mature	Good	B1	8.4	221.7	Long	
T2748	Maple	10.0	600.0	5.0	Mature	Good	A1	7.2	162.9	Long	
T2749	Ash	10.0	400.0	4.0	Middle Age	Fair	C1	4.8	72.4	Medium	
T2750	Oak	8.0	500.0	4.0	Mature	Poor	C1	6.0	113.1	Medium	
T2751	Oak	10.0	700.0	5.0	Mature	Fair	B1	8.4	221.7	Long	
T2752	Maple	7.0	200.0	2.0	Young	Good	B1	2.4	18.1	Long	
T2753	Maple	9.0	400.0	3.0	Middle Age	Good	A1	4.8	72.4	Long	
T2754	Ash	9.0	300.0	3.0	Young	Good	B1	3.6	40.7	Long	
T2755	Maple	9.0	300.0	3.0	Young	Good	B1	3.6	40.7	Long	
T2756	Oak	11.0	400.0	3.0	Middle Age	Poor	C1	4.8	72.4	Medium	
T2757	Horse Chestnut	9.0	700.0	5.0	Middle Age	Fair	B1	8.4	221.7	Long	
T2758	Oak	16.0	800.0	6.0	Mature	Good	A1	9.6	289.5	Long	
T2759	Ash	8.0	300.0	3.0	Young	Good	B1	3.6	40.7	Long	
T2760	Oak	12.0	800.0	9.0	Mature	Good	B1	9.6	289.5	Long	
T2761	Ash	13.0	600.0	5.0	Mature	Fair	B1	7.2	162.9	Long	
T2762	Ash	16.0	600.0	8.0	Middle Age	Good	B1	7.2	162.9	Long	
T2763	Ash	10.0	600.0	7.0	Middle Age	Fair	B1	7.2	162.9	Medium	
T2764	Ash	12.0	400.0	4.0	Middle Age	Fair	C1	4.8	72.4	Medium	
T2765	Ash	8.0	400.0	4.0	Young	Good	B1	4.8	72.4	Long	
T2766	Oak	18.0	1200.0	11.0	Mature	Good	A1	14.4	651.4	Long	
T2767	Ash	9.0	300.0	4.0	Middle Age	Fair	C1	3.6	40.7	Medium	
T2768	Oak	18.0	700.0	10.0	Mature	Good	A1	8.4	221.7	Long	
T2769	Oak	12.0	800.0	9.0	Mature	Good	A1	9.6	289.5	Long	

Hinkley Point C Connection Project - Environment Statement Volume 5.21.2 Appendix 21A

Ref	Species	Height	Stem Dia.	Crown Radius (Crown spread for groups)	Maturity	Condition	BS5837 Tree Quality Assess.	Radius of RPA guide circle	BS5837 RPA Area	Estimated Remaining Contribution	TPO
	Common name/s	(m)	(mm)	(m)	Young, Middle Age, Mature	Good, Fair, Poor, Veteran	A,B,C,U (1,2,3)	(m)	(m2)	Long, Medium, Short	(Ref)
T2770	Oak	23.0	1100.0	12.0	Mature	Good	A1	13.2	547.4	Long	
T2771	Maple	10.0	400.0	5.0	Mature	Good	B1	4.8	72.4	Long	
T2772	Ash	15.0	800.0	10.0	Mature	Fair	C1	9.6	289.5	Medium	
T2773	Ash	9.0	200.0	3.0	Middle Age	Fair	C1	2.4	18.1	Long	
T2774	Ash	17.0	600.0	7.0	Middle Age	Good	B1	7.2	162.9	Long	
T2775	Willow	15.0	1200.0	7.0	Mature	Poor	C1	14.4	651.4	Medium	
T2776	Maple	12.0	400.0	4.0	Mature	Good	B1	4.8	72.4	Long	
T2777	Willow	13.0	300.0	5.0	Middle Age	Fair	B1	3.6	40.7	Medium	
T2778	Oak	15.0	900.0	8.0	Mature	Good	A1	10.8	366.4	Long	
T2779	Willow	19.0	800.0	6.0	Mature	Fair	B1	9.6	289.5	Long	
T2780	Apple	5.0	200.0	3.0	Middle Age	Fair	B1	2.4	18.1	Medium	
T2781	Ash	10.0	400.0	5.0	Mature	Poor	C1	4.8	72.4	Short	
T2782	Ash	11.0	900.0	2.0	Mature	Fair	C1	10.8	366.4	Medium	
T2783	Ash	14.0	600.0	9.0	Mature	Fair	C1	7.2	162.9	Medium	
T2784	Ash	9.0	200.0	5.0	Middle Age	Fair	C1	2.4	18.1	Medium	
T2785	Maple	10.0	800.0	5.0	Mature	Fair	B1	9.6	289.5	Medium	
T2786	Alder	11.0	300.0	4.0	Middle Age	Good	B1	3.6	40.7	Medium	
T2787	Maple	16.0	900.0	7.0	Mature	Fair	B1	10.8	366.4	Long	
T2788	Pear	8.0	500.0	2.0	Young	Fair	C1	6.0	113.1	Medium	
T2789	Maple	9.0	300.0	4.0	Young	Fair	C1	3.6	40.7	Medium	
T2790	Ash	15.0	500.0	7.0	Mature	Good	B1	6.0	113.1	Long	
T2791	Ash	16.0	500.0	8.0	Mature	Good	B1	6.0	113.1	Long	
T2792	Maple	9.0	400.0	3.0	Young	Fair	B1	4.8	72.4	Medium	
T2793	Horse Chestnut	17.0	700.0	7.0	Mature	Fair	A1	8.4	221.7	Long	
T2794	Beech	22.0	1200.0	11.0	Mature	Good	A1	14.4	651.4	Long	
T2795	Oak	15.0	500.0	6.0	Middle Age	Fair	B1	6.0	113.1	Long	
T2796	Maple	15.0	500.0	8.0	Mature	Good	B1	6.0	113.1	Long	
T2797	Maple	16.0	600.0	6.0	Middle Age	Good	B1	7.2	162.9	Long	
T2798	Maple	14.0	500.0	5.0	Mature	Fair	C1	6.0	113.1	Long	
T2799	Maple	19.0	900.0	10.0	Mature	Good	B1	10.8	366.4	Long	
T2800	Beech	22.0	900.0	8.0	Mature	Good	A1	10.8	366.4	Long	
T2801	Maple	17.0	800.0	8.0	Mature	Fair	C1	9.6	289.5	Medium	
T2802	Beech	21.0	1100.0	10.0	Mature	Good	A1	13.2	547.4	Long	
T2803	Beech	21.0	1500.0	11.0	Mature	Good	A1	15.0	707.0	Long	
T2804	Maple	11.0	600.0	6.0	Middle Age	Good	B1	7.2	162.9	Long	
T2805	Beech	20.0	1300.0	11.0	Mature	Good	A1	15.0	707.0	Long	
T2806	Maple	16.0	700.0	7.0	Middle Age	Fair	B1	8.4	221.7	Long	
T2807	Maple	20.0	800.0	9.0	Mature	Good	A1	9.6	289.5	Long	
T2808	Maple	19.0	1000.0	11.0	Mature	Good	A1	12.0	452.4	Long	
T2809	Maple	16.0	700.0	12.0	Mature	Good	B1	8.4	221.7	Long	
T2810	Maple	12.0	500.0	7.0	Mature	Fair	B1	6.0	113.1	Long	
T2811	Ash	18.0	600.0	8.0	Middle Age	Good	B1	7.2	162.9	Long	
T2812	Lime	14.0	700.0	6.0	Mature	Good	B1	8.4	221.7	Long	
T2813	Ash	18.0	600.0	6.0	Mature	Fair	B1	7.2	162.9	Medium	
T2814	Willow	15.0	500.0	5.0	Middle Age	Good	B1	6.0	113.1	Medium	
T2815	Oak	22.0	1900.0	14.0	Mature	Veteran	A1	15.0	707.0	Long	
T2816	Lime	13.0	700.0	8.0	Middle Age	Good	A1	8.4	221.7	Long	
T2817	Oak	9.0	300.0	3.0	Middle Age	Poor	C1	3.6	40.7	Medium	

Hinkley Point C Connection Project - Environment Statement Volume 5.21.2 Appendix 21A

Ref	Species	Height	Stem Dia.	Crown Radius (Crown spread for groups)	Maturity	Condition	BS5837 Tree Quality Assess.	Radius of RPA guide circle	BS5837 RPA Area	Estimated Remaining Contribution	TPO
	Common name/s	(m)	(mm)	(m)	Young, Middle Age, Mature	Good, Fair, Poor, Veteran	A, B, C, U (1,2,3)	(m)	(m2)	Long, Medium, Short	(Ref)
T2818	Lime	14.0	700.0	1.0	Mature	Good	A1	8.4	221.7	Long	
T2819	Alder	14.0	800.0	6.0	Mature	Good	B1	9.6	289.5	Long	
T2820	Alder	14.0	500.0	5.0	Middle Age	Fair	B1	6.0	113.1	Long	
T2821	Ash	14.0	500.0	5.0	Mature	Fair	B1	6.0	113.1	Medium	
T2822	Ash	12.0	300.0	4.0	Middle Age	Fair	C1	3.6	40.7	Medium	
T2823	Alder	16.0	500.0	4.0	Mature	Good	B1	6.0	113.1	Long	
T2824	Oak	22.0	1300.0	12.0	Mature	Good	A1	15.0	707.0	Long	
T2825	Ash	8.0	300.0	2.0	Middle Age	Fair	B1	3.6	40.7	Medium	
T2826	Ash	16.0	600.0	6.0	Mature	Good	A1	7.2	162.9	Long	
T2827	Oak	18.0	1200.0	11.0	Mature	Good	B1	14.4	651.4	Long	
T2828	Lime	14.0	700.0	6.0	Mature	Good	A1	8.4	221.7	Long	
T2829	Oak	13.0	700.0	8.0	Mature	Good	B1	8.4	221.7	Long	
T2830	Oak	16.0	900.0	9.0	Mature	Good	A1	10.8	366.4	Long	
T2831	Maple	12.0	600.0	5.0	Middle Age	Good	A1	7.2	162.9	Long	
T2832	Ash	15.0	800.0	5.0	Mature	Good	B1	9.6	289.5	Long	
T2833	Ash	15.0	600.0	8.0	Middle Age	Fair	B1	7.2	162.9	Long	
T2834	Ash	12.0	600.0	7.0	Mature	Good	B1,2	7.2	162.9	Long	
T2835	Ash	12.0	500.0	6.0	Middle Age	Good	B1,2	6.0	113.1	Long	
T2836	Ash	15.0	800.0	8.0	Mature	Good	B1,2	9.6	289.5	Long	
T2837	Ash	13.0	700.0	7.0	Mature	Poor	C1	8.4	221.7	Medium	
T2838	Ash	12.0	600.0	7.0	Mature	Good	B1,2	7.2	162.9	Long	
T2839	Alder	11.0	300.0	5.0	Mature	Fair	C1	3.6	40.7	Medium	
T2840	Alder	12.0	400.0	4.0	Mature	Fair	C1	4.8	72.4	Medium	
T2841	Ash	12.0	500.0	6.0	Middle Age	Good	B1,2	6.0	113.1	Long	
T2842	Alder	12.0	400.0	5.0	Mature	Fair	C1	4.8	72.4	Medium	
T2843	Alder	10.0	300.0	5.0	Middle Age	Good	C1	3.6	40.7	Medium	
T2844	Alder	11.0	300.0	5.0	Mature	Fair	C1	3.6	40.7	Medium	
T2845	Alder	12.0	300.0	5.0	Mature	Fair	C1	3.6	40.7	Medium	
T2846	Maple	10.0	300.0	5.0	Mature	Good	C1,2	3.6	40.7	Long	
T2847	Ash	15.0	600.0	9.0	Middle Age	Fair	B1	7.2	162.9	Long	
T2848	Willow	12.0	500.0	10.0	Mature	Fair	B1	6.0	113.1	Medium	
T2849	Willow	10.0	800.0	9.0	Mature	Fair	C1	9.6	289.5	Medium	
T2850	Ash	15.0	600.0	10.0	Mature	Good	B1	7.2	162.9	Long	
T2851	Ash	15.0	400.0	6.0	Mature	Fair	B1	4.8	72.4	Long	
T2852	Ash	12.0	500.0	7.0	Mature	Good	B1	6.0	113.1	Long	
T2853	Ash	15.0	400.0	7.0	Middle Age	Fair	B1	4.8	72.4	Long	
T2854	Ash	11.0	400.0	7.0	Middle Age	Good	B1	4.8	72.4	Long	
T2855	Ash	14.0	500.0	11.0	Mature	Good	B1	6.0	113.1	Long	
T2856	Ash	15.0	400.0	8.0	Middle Age	Fair	B1	4.8	72.4	Long	
T2857	Oak	15.0	700.0	9.0	Mature	Good	A1	8.4	221.7	Long	
T2858	Ash	15.0	400.0	5.0	Middle Age	Fair	B1	4.8	72.4	Long	
T2859	Ash	13.0	300.0	7.0	Middle Age	Good	B1	3.6	40.7	Long	
T2860	Oak	17.0	1200.0	12.0	Mature	Good	A1,3	14.4	651.4	Long	
T2861	Ash	10.0	300.0	6.0	Middle Age	Good	B1	3.6	40.7	Long	
T2862	Oak	8.0	200.0	4.0	Young	Fair	C1	2.4	18.1	Long	
T2863	Ash	10.0	300.0	6.0	Middle Age	Good	B1	3.6	40.7	Long	
T2864	Oak	15.0	800.0	10.0	Mature	Good	A1	9.6	289.5	Long	
T2865	Ash	14.0	400.0	7.0	Mature	Good	B1	4.8	72.4	Long	

Hinkley Point C Connection Project - Environment Statement Volume 5.21.2 Appendix 21A

Ref	Species	Height	Stem Dia.	Crown Radius (Crown spread for groups)	Maturity	Condition	BS5837 Tree Quality Assess.	Radius of RPA guide circle	BS5837 RPA Area	Estimated Remaining Contribution	TPO
	Common name/s	(m)	(mm)	(m)	Young, Middle Age, Mature	Good, Fair, Poor, Veteran	A,B,C,U (1,2,3)	(m)	(m2)	Long, Medium, Short	(Ref)
T2866	Hazel	6.0	100.0	4.0	Middle Age	Good	C1	1.2	4.5	Long	
T2867	Hawthorn	9.0	100.0	5.0	Middle Age	Good	B1	1.2	4.5	Long	
T2868	Ash	10.0	300.0	7.0	Middle Age	Good	B1	3.6	40.7	Long	
T2869	Oak	15.0	800.0	10.0	Mature	Fair	B1	9.6	289.5	Long	
T2870	Oak	17.0	800.0	10.0	Mature	Good	A1	9.6	289.5	Long	
T2871	Oak	12.0	800.0	8.0	Mature	Good	B1	9.6	289.5	Long	
T2872	Oak	17.0	800.0	10.0	Mature	Good	A1	9.6	289.5	Long	
T2873	Ash	12.0	600.0	6.0	Middle Age	Fair	C1	7.2	162.9	Medium	
T2874	Oak	12.0	800.0	8.0	Mature	Good	B1	9.6	289.5	Long	
T2875	Maple	9.0	400.0	4.0	Middle Age	Good	B1	4.8	72.4	Long	
T2876	Maple	9.0	300.0	4.0	Middle Age	Good	A1	3.6	40.7	Long	
T2877	Ash	15.0	700.0	8.0	Mature	Good	B1	8.4	221.7	Long	
T2878	Ash	15.0	700.0	8.0	Mature	Good	B1	8.4	221.7	Long	
T2879	Ash	9.0	200.0	5.0	Middle Age	Fair	C1	2.4	18.1	Medium	
T2880	Oak	15.0	1200.0	12.0	Mature	Good	A1,3	14.4	651.4	Long	
T2881	Ash	13.0	400.0	5.0	Mature	Good	B1	4.8	72.4	Long	
T2882	Ash	10.0	200.0	6.0	Young	Fair	C1	2.4	18.1	Long	
T2883	Hawthorn	6.0	200.0	3.0	Middle Age	Good	B1	2.4	18.1	Long	
T2884	Oak	11.0	800.0	12.0	Mature	Good	A1	9.6	289.5	Long	
T2885	Oak	18.0	900.0	10.0	Mature	Good	A1	10.8	366.4	Long	
T2886	Hawthorn	6.0	200.0	3.0	Middle Age	Good	B1	2.4	18.1	Long	
T2887	Ash	11.0	500.0	7.0	Middle Age	Good	B1	6.0	113.1	Long	
T2888	Ash	10.0	600.0	8.0	Middle Age	Fair	B1	7.2	162.9	Long	
T2889	Ash	13.0	400.0	6.0	Mature	Fair	B1	4.8	72.4	Long	
T2890	Ash	13.0	400.0	5.0	Mature	Good	B1	4.8	72.4	Long	
T2891	Oak	11.0	500.0	6.0	Middle Age	Fair	B1	6.0	113.1	Medium	
T2892	Oak	12.0	700.0	8.0	Middle Age	Good	B1,2,3	8.4	221.7	Long	
T2893	Ash	10.0	400.0	6.0	Middle Age	Good	B2	4.8	72.4	Long	
T2894	Ash	13.0	400.0	5.0	Middle Age	Good	B1	4.8	72.4	Long	
T2895	Oak	11.0	900.0	9.0	Mature	Good	A1,3	10.8	366.4	Long	
T2896	Ash	12.0	300.0	4.0	Middle Age	Fair	B1,3	3.6	40.7	Long	
T2897	Ash	10.0	400.0	5.0	Middle Age	Fair	B2	4.8	72.4	Medium	
T2898	Ash	12.0	300.0	4.0	Middle Age	Fair	B1,3	3.6	40.7	Long	
T2899	Ash	9.0	400.0	5.0	Middle Age	Poor	C2,3	4.8	72.4	Medium	
T2900	Ash	10.0	300.0	4.0	Middle Age	Good	B1,2	3.6	40.7	Long	
T2901	Ash	12.0	300.0	5.0	Young	Good	B2	3.6	40.7	Long	
T2902	Ash	10.0	300.0	6.0	Middle Age	Fair	B2	3.6	40.7	Medium	
T2903	Ash	13.0	400.0	4.0	Middle Age	Good	B1,2	4.8	72.4	Long	
T2904	Ash	11.0	500.0	6.0	Middle Age	Good	B1,2,3	6.0	113.1	Long	
T2905	Maple	9.0	300.0	3.0	Middle Age	Good	B1,2	3.6	40.7	Long	
T2906	Maple	10.0	400.0	5.0	Mature	Good	B1,2	4.8	72.4	Long	
T2907	Ash	13.0	300.0	6.0	Middle Age	Good	B3	3.6	40.7	Long	
T2908	Ash	10.0	200.0	5.0	Young	Fair	B1	2.4	18.1	Long	
T2909	Ash	10.0	400.0	6.0	Middle Age	Good	B2	4.8	72.4	Long	
T2910	Maple	8.0	200.0	3.0	Middle Age	Poor	U	0.0	0.0	Short	
T2911	Ash	10.0	400.0	5.0	Middle Age	Fair	B2	4.8	72.4	Medium	
T2912	Ash	11.0	400.0	6.0	Middle Age	Good	B1,2	4.8	72.4	Long	
T2913	Ash	10.0	100.0	4.0	Young	Fair	C1,2,3	1.2	4.5	Long	

Hinkley Point C Connection Project - Environment Statement Volume 5.21.2 Appendix 21A

Ref	Species	Height	Stem Dia.	Crown Radius (Crown spread for groups)	Maturity	Condition	BS5837 Tree Quality Assess.	Radius of RPA guide circle	BS5837 RPA Area	Estimated Remaining Contribution	TPO
	Common name/s	(m)	(mm)	(m)	Young, Middle Age, Mature	Good, Fair, Poor, Veteran	A,B,C,U (1,2,3)	(m)	(m2)	Long, Medium, Short	(Ref)
T2914	Ash	10.0	300.0	4.0	Middle Age	Good	B1,2	3.6	40.7	Long	
T2915	Ash	11.0	300.0	4.0	Middle Age	Good	B1,2	3.6	40.7	Long	
T2916	Ash	10.0	200.0	4.0	Young	Fair	C1,2,3	2.4	18.1	Long	
T2917	Ash	11.0	500.0	6.0	Middle Age	Good	B1,2,3	6.0	113.1	Long	
T2918	Ash	11.0	400.0	6.0	Middle Age	Good	B1,2	4.8	72.4	Long	
T2919	Maple	9.0	300.0	3.0	Middle Age	Good	B1,2	3.6	40.7	Long	
T2920	Oak	13.0	900.0	9.0	Mature	Good	A1,2	10.8	366.4	Long	
T2921	Maple	8.0	300.0	4.0	Mature	Good	B1	3.6	40.7	Long	
T2922	Oak	10.0	400.0	4.0	Middle Age	Good	B1,2	4.8	72.4	Long	
T2923	Oak	12.0	1300.0	11.0	Mature	Good	A1,2,3	15.0	707.0	Long	
T2924	Maple	8.0	400.0	6.0	Mature	Good	C2	4.8	72.4	Medium	
T2925	Oak	14.0	700.0	10.0	Mature	Good	A1,2	8.4	221.7	Long	
T2926	Willow	10.0	400.0	4.0	Mature	Fair	C1	4.8	72.4	Short	
T2927	Willow	8.0	200.0	7.0	Middle Age	Fair	C1	2.4	18.1	Short	
T2928	Ash	9.0	300.0	5.0	Middle Age	Fair	B1	3.6	40.7	Medium	
T2929	Oak	12.0	600.0	9.0	Mature	Fair	A1,2	7.2	162.9	Long	
T2930	Ash	8.0	400.0	3.0	Middle Age	Fair	C1	4.8	72.4	Medium	
T2931	Oak	12.0	800.0	8.0	Mature	Good	A1,2	9.6	289.5	Long	
T2932	Oak	9.0	600.0	7.0	Mature	Fair	C1	7.2	162.9	Medium	
T2933	Willow	8.0	700.0	6.0	Mature	Good	B1	8.4	221.7	Long	
T2934	Willow	10.0	900.0	8.0	Mature	Good	C1	10.8	366.4	Medium	
T2935	Willow	12.0	1300.0	10.0	Mature	Good	B2,3	15.0	707.0	Medium	
T2936	Ash	9.0	300.0	4.0	Middle Age	Good	B1,2	3.6	40.7	Long	
T2937	Oak	9.0	700.0	6.0	Mature	Poor	U	0.0	0.0	Short	
T2938	Ash	8.0	400.0	10.0	Middle Age	Good	A1	4.8	72.4	Long	
T2939	Willow	12.0	800.0	12.0	Mature	Fair	B1	9.6	289.5	Long	
T2940	Oak	12.0	700.0	8.0	Mature	Poor	C1	8.4	221.7	Short	
T2941	Maple	12.0	500.0	7.0	Middle Age	Good	B1	6.0	113.1	Long	
T2942	Oak	14.0	1100.0	11.0	Mature	Good	A1,2	13.2	547.4	Long	
T2943	Oak	14.0	1300.0	11.0	Mature	Good	A1,2	15.0	707.0	Long	
T2944	Oak	9.0	700.0	6.0	Mature	Poor	U	0.0	0.0	Short	
T2945	Oak	15.0	1100.0	10.0	Mature	Good	A1,2	13.2	547.4	Long	
T2946	Oak	9.0	700.0	8.0	Mature	Good	A1,2	8.4	221.7	Long	
T2947	Ash	13.0	500.0	8.0	Mature	Good	B1	6.0	113.1	Long	
T2948	Maple	6.0	200.0	5.0	Middle Age	Good	A1	2.4	18.1	Long	
T2949	Apple	6.0	200.0	4.0	Mature	Good	C1	2.4	18.1	Medium	
T2950	Maple	9.0	300.0	4.0	Mature	Fair	B1,2	3.6	40.7	Long	
T2951	Oak	11.0	1100.0	10.0	Mature	Fair	B1,2,3	13.2	547.4	Long	
T2952	Oak	14.0	1400.0	10.0	Mature	Poor	U	0.0	0.0	Medium	
T2953	Oak	11.0	1100.0	6.0	Mature	Good	A1,2	13.2	547.4	Long	
T2954	Ash	9.0	300.0	3.0	Middle Age	Good	C1,2	3.6	40.7	Long	
T2955	Oak	8.0	500.0	9.0	Mature	Good	B1,2,3	6.0	113.1	Long	
T2956	Maple	8.0	200.0	3.0	Middle Age	Fair	B1	2.4	18.1	Medium	
T2957	Maple	6.0	300.0	2.0	Middle Age	Good	B1	3.6	40.7	Long	
T2958	Maple	8.0	300.0	2.0	Middle Age	Good	B1	3.6	40.7	Long	
T2959	Ash	17.0	1000.0	10.0	Mature	Good	B1	12.0	452.4	Medium	
T2960	Oak	12.0	1000.0	8.0	Mature	Good	A1,2	12.0	452.4	Long	
T2961	Oak	15.0	1300.0	10.0	Mature	Good	A1,2	15.0	707.0	Long	

Hinkley Point C Connection Project - Environment Statement Volume 5.21.2 Appendix 21A

Ref	Species	Height	Stem Dia.	Crown Radius (Crown spread for groups)	Maturity	Condition	BS5837 Tree Quality Assess.	Radius of RPA guide circle	BS5837 RPA Area	Estimated Remaining Contribution	TPO
	Common name/s	(m)	(mm)	(m)	Young, Middle Age, Mature	Good, Fair, Poor, Veteran	A, B, C, U (1,2,3)	(m)	(m2)	Long, Medium, Short	(Ref)
T2962	Oak	12.0	900.0	6.0	Mature	Good	B1,2	10.8	366.4	Long	
T2963	Oak	11.0	700.0	4.0	Middle Age	Good	B1	8.4	221.7	Long	
T2964	Oak	11.0	600.0	6.0	Middle Age	Fair	B1,2	7.2	162.9	Medium	
T2965	Oak	10.0	700.0	7.0	Mature	Poor	U	0.0	0.0	Short	
T2966	Ash	9.0	200.0	2.0	Middle Age	Poor	C1	2.4	18.1	Medium	
T2967	Ash	10.0	200.0	2.0	Middle Age	Good	B1	2.4	18.1	Long	
T2968	Oak	10.0	500.0	6.0	Middle Age	Good	A1,2	6.0	113.1	Long	
T2969	Oak	11.0	900.0	9.0	Mature	Good	A1,2	10.8	366.4	Long	
T2970	Maple	4.0	200.0	2.0	Middle Age	Good	B1	2.4	18.1	Long	
T2971	Oak	14.0	1100.0	7.0	Mature	Fair	B1,2,3	13.2	547.4	Medium	
T2972	Oak	15.0	600.0	10.0	Mature	Good	A1,2	7.2	162.9	Long	
T2973	Oak	11.0	700.0	8.0	Middle Age	Good	A1,2	8.4	221.7	Long	
T2974	Willow	8.0	500.0	4.0	Middle Age	Good	A1	6.0	113.1	Long	
T2975	Ash	10.0	400.0	4.0	Middle Age	Good	A1	4.8	72.4	Long	
T2976	Oak	11.0	400.0	5.0	Middle Age	Good	B1	4.8	72.4	Long	
T2977	Maple	7.0	200.0	4.0	Middle Age	Good	B1	2.4	18.1	Long	
T2978	Poplar	22.0	500.0	5.0	Mature	Good	A1,2	6.0	113.1	Long	
T2979	Willow	11.0	500.0	8.0	Mature	Good	A1	6.0	113.1	Long	
T2980	Ash	8.0	400.0	6.0	Mature	Good	A1,2	4.8	72.4	Long	
T2981	Ash	8.0	300.0	6.0	Middle Age	Good	B1,2	3.6	40.7	Long	
T2982	Oak	13.0	500.0	6.0	Middle Age	Good	B1	6.0	113.1	Long	
T2983	Oak	9.0	600.0	11.0	Mature	Good	A1,2,3	7.2	162.9	Long	
T2984	Ash	7.0	200.0	3.0	Middle Age	Good	C1	2.4	18.1	Long	
T2985	Ash	8.0	300.0	5.0	Middle Age	Good	B1,2	3.6	40.7	Long	
T2986	Oak	12.0	600.0	7.0	Mature	Good	A1,3	7.2	162.9	Long	
T2987	Oak	13.0	400.0	5.0	Middle Age	Good	A1	4.8	72.4	Long	
T2988	Oak	12.0	400.0	8.0	Middle Age	Good	A1,2	4.8	72.4	Long	
T2989	Ash	11.0	600.0	7.0	Young	Good	A1,2,3	7.2	162.9	Long	
T2990	Maple	7.0	300.0	5.0	Middle Age	Good	B1,2	3.6	40.7	Long	
T2991	Oak	14.0	500.0	6.0	Mature	Good	A1	6.0	113.1	Long	
T2992	Oak	8.0	300.0	5.0	Middle Age	Good	B1,2	3.6	40.7	Long	
T2993	Ash	8.0	300.0	5.0	Middle Age	Good	B1,2	3.6	40.7	Long	
T2994	Oak	11.0	400.0	5.0	Middle Age	Good	A1	4.8	72.4	Long	
T2995	Maple	6.0	200.0	3.0	Middle Age	Good	B1	2.4	18.1	Long	
T2996	Oak	7.0	400.0	4.0	Middle Age	Good	A1	4.8	72.4	Long	
T2997	Oak	11.0	500.0	8.0	Middle Age	Good	B1	6.0	113.1	Long	
T2998	Oak	10.0	600.0	7.0	Middle Age	Good	B1	7.2	162.9	Long	
T2999	Willow	8.0	900.0	8.0	Mature	Veteran	U	0.0	0.0	Short	
T3000	Ash	9.0	400.0	4.0	Middle Age	Good	B1	4.8	72.4	Long	
T3001	Oak	8.0	300.0	5.0	Middle Age	Good	A1	3.6	40.7	Long	
T3002	Oak	7.0	400.0	5.0	Middle Age	Good	B1	4.8	72.4	Long	
T3003	Oak	6.0	1300.0	5.0	Mature	Veteran	A1,3	15.0	707.0	Medium	
T3004	Oak	12.0	800.0	8.0	Mature	Good	B1	9.6	289.5	Long	
T3005	Ash	8.0	300.0	5.0	Middle Age	Good	B1,2	3.6	40.7	Long	
T3006	Ash	8.0	300.0	5.0	Middle Age	Good	B1,2	3.6	40.7	Long	
T3007	Oak	10.0	300.0	6.0	Middle Age	Good	A1	3.6	40.7	Long	
T3008	Maple	6.0	200.0	2.0	Middle Age	Good	B1,2	2.4	18.1	Long	
T3009	Ash	9.0	300.0	5.0	Middle Age	Good	A1,2	3.6	40.7	Long	

Hinkley Point C Connection Project - Environment Statement Volume 5.21.2 Appendix 21A

Ref	Species	Height	Stem Dia.	Crown Radius (Crown spread for groups)	Maturity	Condition	BS5837 Tree Quality Assess.	Radius of RPA guide circle	BS5837 RPA Area	Estimated Remaining Contribution	TPO
	Common name/s	(m)	(mm)	(m)	Young, Middle Age, Mature	Good, Fair, Poor, Veteran	A,B,C,U (1,2,3)	(m)	(m2)	Long, Medium, Short	(Ref)
T3010	Oak	14.0	700.0	9.0	Mature	Good	A1	8.4	221.7	Long	
T3011	Maple	6.0	200.0	3.0	Middle Age	Good	B1,2	2.4	18.1	Long	
T3012	Ash	7.0	300.0	4.0	Middle Age	Good	B1,2	3.6	40.7	Long	
T3013	Willow	12.0	500.0	9.0	Mature	Good	B1	6.0	113.1	Long	
T3014	Ash	10.0	300.0	4.0	Middle Age	Good	A1,2	3.6	40.7	Long	
T3015	Ash	7.0	200.0	2.0	Middle Age	Fair	C1	2.4	18.1	Long	
T3016	Oak	14.0	900.0	6.0	Mature	Good	A1,3	10.8	366.4	Long	
T3017	Oak	8.0	500.0	5.0	Mature	Good	A1,2,3	6.0	113.1	Long	
T3018	Oak	7.0	400.0	4.0	Middle Age	Good	A1	4.8	72.4	Long	
T3019	Oak	10.0	600.0	4.0	Middle Age	Good	A1,3	7.2	162.9	Long	
T3020	Maple	7.0	200.0	3.0	Middle Age	Good	B1,2	2.4	18.1	Long	
T3021	Ash	10.0	300.0	4.0	Middle Age	Good	A1	3.6	40.7	Long	
T3022	Ash	13.0	400.0	4.0	Middle Age	Good	A1,3	4.8	72.4	Long	
T3023	Ash	12.0	500.0	4.0	Middle Age	Good	A1,3	6.0	113.1	Long	
T3024	Hazel	3.0	100.0	1.0	Middle Age	Good	C1	1.2	4.5	Long	
T3025	Ash	12.0	600.0	5.0	Middle Age	Good	A1	7.2	162.9	Long	
T3026	Alder	12.0	300.0	4.0	Middle Age	Good	A1,2	3.6	40.7	Long	
T3027	Hawthorn	6.0	100.0	2.0	Middle Age	Good	B1	1.2	4.5	Long	
T3028	Ash	16.0	900.0	14.0	Mature	Good	A1,3	10.8	366.4	Long	
T3029	Ash	13.0	600.0	13.0	Middle Age	Good	B1,3	7.2	162.9	Long	
T3030	Willow	11.0	700.0	6.0	Mature	Fair	B1,3	8.4	221.7	Long	
T3031	Willow	10.0	900.0	8.0	Mature	Fair	B1,3	10.8	366.4	Long	
T3032	Willow	9.0	300.0	7.0	Middle Age	Good	C1	3.6	40.7	Long	
T3033	Willow	8.0	300.0	7.0	Middle Age	Fair	C1,3	3.6	40.7	Medium	
T3034	Willow	10.0	800.0	8.0	Middle Age	Fair	B1,3	9.6	289.5	Medium	
T3035	Willow	11.0	700.0	7.0	Mature	Fair	B1,3	8.4	221.7	Long	
T3036	Willow	11.0	800.0	7.0	Mature	Fair	B1,3	9.6	289.5	Long	
T3037	Ash	16.0	600.0	10.0	Middle Age	Good	B1,3	7.2	162.9	Long	
T3038	Ash	8.0	700.0	4.0	Middle Age	Poor	C1,3	8.4	221.7	Medium	
T3039	Ash	14.0	600.0	12.0	Middle Age	Poor	C1,2,3	7.2	162.9	Long	
T3040	Willow	15.0	700.0	10.0	Mature	Fair	B1,3	8.4	221.7	Long	
T3041	Willow	6.0	900.0	4.0	Mature	Fair	B1,3	10.8	366.4	Long	
T3042	Willow	9.0	400.0	7.0	Middle Age	Good	C1	4.8	72.4	Long	
T3043	Willow	12.0	700.0	9.0	Middle Age	Good	B1,3	8.4	221.7	Long	
T3044	Willow	13.0	1000.0	12.0	Mature	Good	A1,3	12.0	452.4	Long	
T3045	Oak	14.0	600.0	13.0	Middle Age	Good	B1,2	7.2	162.9	Long	
T3046	Oak	12.0	700.0	12.0	Middle Age	Good	B1,2	8.4	221.7	Long	
T3047	Oak	12.0	500.0	10.0	Middle Age	Good	B1,2	6.0	113.1	Long	
T3048	Ash	11.0	400.0	8.0	Middle Age	Good	B1,2	4.8	72.4	Long	
T3049	Ash	11.0	500.0	10.0	Middle Age	Good	C1,3	6.0	113.1	Long	
T3050	Oak	9.0	400.0	8.0	Middle Age	Good	C1,2	4.8	72.4	Long	
T3051	Oak	14.0	700.0	13.0	Middle Age	Good	A1,2	8.4	221.7	Long	
T3052	Oak	8.0	800.0	9.0	Mature	Good	B1,2,3	9.6	289.5	Long	
T3053	Ash	9.0	500.0	8.0	Middle Age	Fair	C1,2,3	6.0	113.1	Medium	
T3054	Oak	8.0	400.0	2.0	Middle Age	Poor	U	0.0	0.0	Short	
T3055	Oak	12.0	1000.0	13.0	Mature	Good	A1,2,3	12.0	452.4	Long	
T3056	Oak	11.0	600.0	9.0	Middle Age	Good	B1,2	7.2	162.9	Long	
T3057	Oak	12.0	800.0	12.0	Mature	Fair	B1,3	9.6	289.5	Long	

Hinkley Point C Connection Project - Environment Statement Volume 5.21.2 Appendix 21A

Ref	Species	Height	Stem Dia.	Crown Radius (Crown spread for groups)	Maturity	Condition	BS5837 Tree Quality Assess.	Radius of RPA guide circle	BS5837 RPA Area	Estimated Remaining Contribution	TPO
	Common name/s	(m)	(mm)	(m)	Young, Middle Age, Mature	Good, Fair, Poor, Veteran	A,B,C,U (1,2,3)	(m)	(m2)	Long, Medium, Short	(Ref)
T3058	Willow	13.0	600.0	8.0	Middle Age	Good	B1,2,3	7.2	162.9	Long	
T3059	Oak	8.0	600.0	6.0	Middle Age	Good	B1	7.2	162.9	Long	
T3060	Ash	8.0	400.0	7.0	Middle Age	Good	C1	4.8	72.4	Long	
T3061	Oak	10.0	700.0	13.0	Middle Age	Good	B1,2,3	8.4	221.7	Long	
T3062	Oak	14.0	700.0	14.0	Middle Age	Good	A1,2	8.4	221.7	Long	
T3063	Oak	13.0	600.0	11.0	Middle Age	Good	A1,2	7.2	162.9	Long	
T3064	Oak	13.0	600.0	10.0	Middle Age	Good	A1,2	7.2	162.9	Long	
T3065	Willow	9.0	800.0	5.0	Mature	Good	B1	9.6	289.5	Long	
T3066	Willow	9.0	700.0	6.0	Mature	Good	A1	8.4	221.7	Long	
T3067	Oak	11.0	700.0	5.0	Mature	Good	A1	8.4	221.7	Long	
T3068	Oak	13.0	700.0	6.0	Mature	Good	A1	8.4	221.7	Long	
T3069	Oak	14.0	500.0	7.0	Middle Age	Good	B1	6.0	113.1	Long	
T3070	Ash	13.0	400.0	6.0	Middle Age	Good	A1,3	4.8	72.4	Long	
T3071	Ash	12.0	300.0	5.0	Middle Age	Good	B1	3.6	40.7	Long	
T3072	Ash	14.0	400.0	6.0	Middle Age	Good	B1	4.8	72.4	Long	
T3073	Ash	7.0	200.0	4.0	Middle Age	Good	B1	2.4	18.1	Long	
T3074	Ash	8.0	300.0	5.0	Middle Age	Fair	B1	3.6	40.7	Long	
T3075	Ash	12.0	400.0	6.0	Middle Age	Good	B1	4.8	72.4	Long	
T3076	Ash	9.0	200.0	4.0	Middle Age	Good	A1	2.4	18.1	Long	
T3077	Ash	12.0	300.0	5.0	Middle Age	Good	B1	3.6	40.7	Long	
T3078	Ash	9.0	300.0	4.0	Middle Age	Good	A1	3.6	40.7	Long	
T3079	Ash	11.0	300.0	5.0	Middle Age	Good	B1	3.6	40.7	Long	
T3080	Ash	11.0	300.0	5.0	Middle Age	Good	B1	3.6	40.7	Long	
T3081	Pine	13.0	500.0	4.0	Mature	Good	A1	6.0	113.1	Long	
T3082	Pine	12.0	500.0	4.0	Mature	Fair	C1	6.0	113.1	Medium	
T3083	Ash	9.0	300.0	7.0	Middle Age	Good	C1,2	3.6	40.7	Long	
T3084	Oak	13.0	400.0	7.0	Middle Age	Good	B1	4.8	72.4	Long	
T3085	Willow	11.0	600.0	5.0	Middle Age	Good	B1	7.2	162.9	Long	
T3086	Ash	8.0	300.0	6.0	Middle Age	Good	C1,2	3.6	40.7	Long	
T3087	Ash	7.0	300.0	6.0	Middle Age	Good	C1	3.6	40.7	Long	
T3088	Ash	7.0	200.0	5.0	Middle Age	Good	C1	2.4	18.1	Long	
T3089	Ash	9.0	300.0	4.0	Middle Age	Good	B1	3.6	40.7	Long	
T3090	Oak	7.0	500.0	9.0	Middle Age	Good	B1,3	6.0	113.1	Long	
T3091	Oak	9.0	300.0	6.0	Young	Good	B1	3.6	40.7	Long	
T3092	Ash	9.0	300.0	4.0	Middle Age	Good	B1	3.6	40.7	Long	
T3093	Ash	10.0	300.0	5.0	Middle Age	Good	B1	3.6	40.7	Long	
T3094	Ash	10.0	300.0	5.0	Middle Age	Good	B1	3.6	40.7	Long	
T3095	Ash	9.0	300.0	4.0	Middle Age	Good	B1	3.6	40.7	Long	
T3096	Ash	9.0	300.0	4.0	Middle Age	Good	B1	3.6	40.7	Long	
T3097	Ash	9.0	300.0	4.0	Middle Age	Good	B1	3.6	40.7	Long	
T3098	Oak	18.0	800.0	14.0	Mature	Fair	A1,2,3	9.6	289.5	Long	
T3099	Ash	12.0	400.0	5.0	Middle Age	Good	A1	4.8	72.4	Long	
T3100	Willow	10.0	500.0	4.0	Middle Age	Good	B1	6.0	113.1	Long	
T3101	Oak	12.0	500.0	9.0	Middle Age	Good	B1,2,3	6.0	113.1	Long	
T3102	Ash	9.0	300.0	4.0	Middle Age	Good	B1	3.6	40.7	Long	
T3103	Ash	10.0	300.0	5.0	Middle Age	Good	B1	3.6	40.7	Long	
T3104	Oak	9.0	200.0	5.0	Young	Good	B1	2.4	18.1	Long	
T3105	Oak	11.0	700.0	9.0	Middle Age	Fair	C1,2,3	8.4	221.7	Long	

Hinkley Point C Connection Project - Environment Statement Volume 5.21.2 Appendix 21A

Ref	Species	Height	Stem Dia.	Crown Radius (Crown spread for groups)	Maturity	Condition	BS5837 Tree Quality Assess.	Radius of RPA guide circle	BS5837 RPA Area	Estimated Remaining Contribution	TPO
	Common name/s	(m)	(mm)	(m)	Young, Middle Age, Mature	Good, Fair, Poor, Veteran	A,B,C,U (1,2,3)	(m)	(m2)	Long, Medium, Short	(Ref)
T3106	Ash	9.0	300.0	4.0	Young	Good	B1	3.6	40.7	Long	
T3107	Hawthorn	6.0	200.0	4.0	Middle Age	Good	C1	2.4	18.1	Long	
T3108	Ash	10.0	300.0	3.0	Young	Good	B1	3.6	40.7	Long	
T3109	Ash	9.0	300.0	7.0	Middle Age	Good	C1,2	3.6	40.7	Long	
T3110	Ash	9.0	300.0	6.0	Young	Good	B1	3.6	40.7	Long	
T3111	Ash	7.0	300.0	5.0	Middle Age	Fair	C1,2	3.6	40.7	Long	
T3112	Willow	6.0	300.0	6.0	Middle Age	Good	C1,3	3.6	40.7	Long	
T3113	Willow	9.0	400.0	8.0	Middle Age	Good	C1,2	4.8	72.4	Long	
T3114	Ash	4.0	500.0	1.0	Mature	Poor	U	0.0	0.0	Short	
T3115	Hawthorn	6.0	300.0	4.0	Middle Age	Fair	C1,3	3.6	40.7	Medium	
T3116	Ash	16.0	700.0	9.0	Mature	Good	A1	8.4	221.7	Long	
T3117	Ash	10.0	700.0	11.0	Mature	Good	A1,2,3	8.4	221.7	Long	
T3118	Elm	6.0	200.0	2.0	Middle Age	Good	C1	2.4	18.1	Medium	
T3119	Ash	11.0	1400.0	14.0	Mature	Veteran	A1,2,3	15.0	707.0	Long	
T3120	Elm	7.0	100.0	3.0	Young	Fair	C1	1.2	4.5	Medium	
T3121	Ash	11.0	400.0	10.0	Mature	Fair	B1,2	4.8	72.4	Long	
T3122	Hawthorn	4.0	200.0	4.0	Middle Age	Good	C1,2	2.4	18.1	Long	
T3123	Oak	7.0	400.0	7.0	Middle Age	Good	C1,2	4.8	72.4	Long	
T3124	Elm	7.0	200.0	5.0	Middle Age	Good	C1	2.4	18.1	Medium	
T3125	Hawthorn	7.0	200.0	5.0	Middle Age	Good	C1,2	2.4	18.1	Long	
T3126	Oak	8.0	300.0	6.0	Middle Age	Good	C1,2	3.6	40.7	Long	
T3127	Oak	8.0	300.0	6.0	Middle Age	Good	C1,2	3.6	40.7	Long	
T3128	Hawthorn	7.0	100.0	2.0	Middle Age	Good	C1	1.2	4.5	Medium	
T3129	Elm	8.0	100.0	2.0	Middle Age	Good	C1	1.2	4.5	Medium	
T3130	Oak	7.0	300.0	5.0	Middle Age	Good	C1,2	3.6	40.7	Long	
T3131	Ash	7.0	200.0	3.0	Middle Age	Fair	C1,2	2.4	18.1	Medium	
T3132	Apple	7.0	300.0	6.0	Middle Age	Good	B1,3	3.6	40.7	Long	
T3133	Oak	8.0	400.0	7.0	Middle Age	Good	B1,3	4.8	72.4	Long	
T3134	Apple	5.0	200.0	3.0	Middle Age	Fair	C1	2.4	18.1	Long	
T3135	Apple	5.0	200.0	2.0	Middle Age	Fair	C1	2.4	18.1	Long	
T3136	Apple	4.0	100.0	1.0	Middle Age	Fair	C1	1.2	4.5	Long	
T3137	Apple	4.0	100.0	3.0	Middle Age	Fair	C1	1.2	4.5	Long	
T3138	Oak	12.0	1000.0	8.0	Mature	Good	A1,2,3	12.0	452.4	Long	
T3139	Apple	4.0	400.0	5.0	Middle Age	Good	C1,3	4.8	72.4	Medium	
T3140	Apple	6.0	600.0	4.0	Mature	Veteran	B1,2,3	7.2	162.9	Long	
T3141	Ash	12.0	400.0	10.0	Middle Age	Good	B1	4.8	72.4	Long	
T3142	Willow	10.0	1200.0	7.0	Mature	Good	A1	14.4	651.4	Long	
T3143	Willow	13.0	400.0	11.0	Middle Age	Good	B1,3	4.8	72.4	Long	
T3144	Ash	8.0	200.0	4.0	Middle Age	Good	C1	2.4	18.1	Long	
T3145	Ash	5.0	200.0	5.0	Middle Age	Good	C1	2.4	18.1	Long	
T3146	Ash	7.0	300.0	4.0	Middle Age	Good	A1	3.6	40.7	Long	
T3147	Poplar	12.0	400.0	5.0	Mature	Good	A1	4.8	72.4	Long	
T3148	Willow	6.0	300.0	3.0	Middle Age	Good	B1	3.6	40.7	Long	
T3149	Willow	6.0	300.0	3.0	Middle Age	Good	B1	3.6	40.7	Long	
T3150	Willow	6.0	300.0	3.0	Middle Age	Good	B1	3.6	40.7	Long	
T3151	Willow	7.0	1000.0	3.0	Mature	Good	A1	12.0	452.4	Long	
T3152	Willow	5.0	300.0	4.0	Mature	Good	B1,2	3.6	40.7	Long	
T3153	Willow	5.0	100.0	4.0	Middle Age	Good	B1	1.2	4.5	Long	

Hinkley Point C Connection Project - Environment Statement Volume 5.21.2 Appendix 21A

Ref	Species	Height	Stem Dia.	Crown Radius (Crown spread for groups)	Maturity	Condition	BS5837 Tree Quality Assess.	Radius of RPA guide circle	BS5837 RPA Area	Estimated Remaining Contribution	TPO
	Common name/s	(m)	(mm)	(m)	Young, Middle Age, Mature	Good, Fair, Poor, Veteran	A,B,C,U (1,2,3)	(m)	(m2)	Long, Medium, Short	(Ref)
T3154	Willow	7.0	400.0	4.0	Mature	Good	B1	4.8	72.4	Long	
T3155	Willow	9.0	2000.0	6.0	Mature	Good	A1	15.0	707.0	Long	
T3156	Ash	6.0	300.0	3.0	Middle Age	Good	B1	3.6	40.7	Long	
T3157	Willow	9.0	400.0	4.0	Middle Age	Good	A1,2	4.8	72.4	Long	
T3158	Willow	7.0	400.0	4.0	Mature	Fair	B1	4.8	72.4	Long	
T3159	Hawthorn	5.0	300.0	6.0	Mature	Fair	C1	3.6	40.7	Long	
T3160	Ash	12.0	500.0	6.0	Mature	Good	A1	6.0	113.1	Long	
T3161	Willow	7.0	500.0	4.0	Mature	Good	A1	6.0	113.1	Long	
T3162	Ash	12.0	600.0	5.0	Mature	Fair	A1	7.2	162.9	Long	
T3163	Willow	9.0	600.0	5.0	Mature	Good	A1	7.2	162.9	Long	
T3164	Hawthorn	4.0	200.0	2.0	Middle Age	Good	B1,2	2.4	18.1	Long	
T3165	Hawthorn	4.0	300.0	2.0	Middle Age	Good	B1,2	3.6	40.7	Long	
T3166	Ash	8.0	300.0	4.0	Middle Age	Good	A1	3.6	40.7	Long	
T3167	Willow	9.0	900.0	5.0	Mature	Good	A1	10.8	366.4	Long	
T3168	Hawthorn	5.0	300.0	3.0	Middle Age	Good	B1,2	3.6	40.7	Long	
T3169	Ash	10.0	200.0	5.0	Middle Age	Good	A1,2	2.4	18.1	Long	
T3170	Hawthorn	4.0	300.0	2.0	Middle Age	Good	B1,2	3.6	40.7	Long	
T3171	Hawthorn	4.0	300.0	3.0	Middle Age	Good	B1,2	3.6	40.7	Long	
T3172	Hawthorn	4.0	300.0	2.0	Middle Age	Good	B1,2	3.6	40.7	Long	
T3173	Willow	5.0	200.0	2.0	Middle Age	Good	B1	2.4	18.1	Long	
T3174	Ash	6.0	200.0	2.0	Middle Age	Good	B1	2.4	18.1	Long	
T3175	Hawthorn	4.0	300.0	2.0	Middle Age	Good	B1,2	3.6	40.7	Long	
T3176	Hawthorn	4.0	300.0	2.0	Middle Age	Good	B1,2	3.6	40.7	Long	
T3177	Ash	6.0	100.0	2.0	Middle Age	Good	B1	1.2	4.5	Long	
T3178	Ash	12.0	600.0	4.0	Mature	Good	A1	7.2	162.9	Long	
T3179	Hawthorn	4.0	300.0	2.0	Middle Age	Good	B1	3.6	40.7	Long	
T3180	Ash	10.0	300.0	5.0	Middle Age	Good	A1	3.6	40.7	Long	
T3181	Hawthorn	4.0	200.0	2.0	Middle Age	Good	B1,2	2.4	18.1	Long	
T3182	Poplar	10.0	400.0	4.0	Middle Age	Good	B1	4.8	72.4	Long	
T3183	Willow	5.0	200.0	3.0	Middle Age	Good	C1	2.4	18.1	Long	
T3184	Ash	12.0	400.0	6.0	Mature	Good	A1,2	4.8	72.4	Long	
T3185	Ash	15.0	600.0	8.0	Mature	Good	A1,2,3	7.2	162.9	Long	
T3186	Ash	14.0	300.0	6.0	Middle Age	Good	A1,2	3.6	40.7	Long	
T3187	Willow	4.0	100.0	3.0	Middle Age	Good	B1,2	1.2	4.5	Long	
T3188	Ash	12.0	400.0	8.0	Mature	Good	A1,2	4.8	72.4	Long	
T3189	Willow	10.0	400.0	9.0	Mature	Fair	B1,3	4.8	72.4	Long	
T3190	Ash	9.0	300.0	5.0	Middle Age	Good	B1,2	3.6	40.7	Long	
T3191	Ash	10.0	300.0	5.0	Middle Age	Good	B1,2	3.6	40.7	Long	
T3192	Ash	9.0	300.0	4.0	Middle Age	Good	B1,2	3.6	40.7	Long	
T3193	Ash	6.0	300.0	2.0	Middle Age	Fair	C1	3.6	40.7	Long	
T3194	Ash	7.0	800.0	7.0	Mature	Good	A1,2,3	9.6	289.5	Long	
T3195	Ash	6.0	200.0	3.0	Middle Age	Fair	B1	2.4	18.1	Long	
T3196	Ash	5.0	300.0	3.0	Middle Age	Good	B1	3.6	40.7	Long	
T3197	Hawthorn	4.0	100.0	2.0	Middle Age	Good	B1	1.2	4.5	Long	
T3198	Willow	12.0	400.0	4.0	Middle Age	Good	A1	4.8	72.4	Long	
T3199	Poplar	10.0	500.0	6.0	Middle Age	Good	A1	6.0	113.1	Long	
T3200	Willow	5.0	400.0	3.0	Middle Age	Good	B1	4.8	72.4	Long	
T3201	Willow	13.0	500.0	4.0	Middle Age	Good	A1	6.0	113.1	Long	

Hinkley Point C Connection Project - Environment Statement Volume 5.21.2 Appendix 21A

Ref	Species	Height	Stem Dia.	Crown Radius (Crown spread for groups)	Maturity	Condition	BS5837 Tree Quality Assess.	Radius of RPA guide circle	BS5837 RPA Area	Estimated Remaining Contribution	TPO
	Common name/s	(m)	(mm)	(m)	Young, Middle Age, Mature	Good, Fair, Poor, Veteran	A,B,C,U (1,2,3)	(m)	(m2)	Long, Medium, Short	(Ref)
T3202	Poplar	18.0	900.0	9.0	Mature	Good	A1	10.8	366.4	Long	
T3203	Willow	10.0	400.0	3.0	Middle Age	Good	A1	4.8	72.4	Long	
T3204	Hawthorn	4.0	100.0	2.0	Middle Age	Good	C1,2	1.2	4.5	Long	
T3205	Hawthorn	3.0	100.0	1.0	Middle Age	Good	C1,2	1.2	4.5	Long	
T3206	Willow	4.0	100.0	1.0	Middle Age	Good	B1	1.2	4.5	Long	
T3207	Willow	4.0	100.0	2.0	Middle Age	Good	C1	1.2	4.5	Long	
T3208	Ash	6.0	300.0	5.0	Middle Age	Fair	C1	3.6	40.7	Medium	
T3209	Willow	4.0	200.0	2.0	Middle Age	Good	B1	2.4	18.1	Long	
T3210	Ash	7.0	300.0	3.0	Young	Good	B1,2	3.6	40.7	Long	
T3211	Ash	3.0	100.0	1.0	Middle Age	Good	C1	1.2	4.5	Long	
T3212	Ash	5.0	100.0	2.0	Young	Good	C1	1.2	4.5	Long	
T3213	Hawthorn	6.0	200.0	3.0	Middle Age	Good	B1	2.4	18.1	Medium	
T3214	Willow	8.0	500.0	4.0	Middle Age	Good	A1	6.0	113.1	Long	
T3215	Elm	5.0	200.0	2.0	Middle Age	Good	B1	2.4	18.1	Long	
T3216	Willow	5.0	200.0	3.0	Middle Age	Good	B1	2.4	18.1	Long	
T3217	Willow	6.0	200.0	2.0	Middle Age	Good	B1	2.4	18.1	Long	
T3218	Ash	11.0	400.0	5.0	Middle Age	Poor	C1	4.8	72.4	Long	
T3219	Willow	7.0	300.0	3.0	Middle Age	Good	B1	3.6	40.7	Long	
T3220	Willow	7.0	300.0	3.0	Middle Age	Good	B1	3.6	40.7	Long	
T3221	Willow	7.0	400.0	3.0	Middle Age	Good	B1,2	4.8	72.4	Long	
T3222	Willow	7.0	200.0	3.0	Middle Age	Good	B1	2.4	18.1	Long	
T3223	Willow	13.0	300.0	8.0	Middle Age	Fair	B1	3.6	40.7	Long	
T3224	Hawthorn	4.0	200.0	3.0	Middle Age	Good	B1	2.4	18.1	Long	
T3225	Hawthorn	5.0	200.0	2.0	Middle Age	Poor	U	0.0	0.0	Short	
T3226	Willow	8.0	200.0	4.0	Middle Age	Good	A1	2.4	18.1	Long	
T3227	Willow	9.0	200.0	4.0	Middle Age	Good	A1	2.4	18.1	Long	
T3228	Ash	9.0	300.0	4.0	Middle Age	Good	A1	3.6	40.7	Long	
T3229	Ash	12.0	500.0	4.0	Middle Age	Good	A1	6.0	113.1	Long	
T3230	Ash	4.0	600.0	3.0	Middle Age	Poor	B1,3	7.2	162.9	Medium	
T3231	Ash	9.0	300.0	4.0	Middle Age	Good	A1	3.6	40.7	Long	
T3232	Hawthorn	5.0	100.0	2.0	Middle Age	Good	B1	1.2	4.5	Long	
T3233	Ash	6.0	100.0	2.0	Young	Good	B1,2	1.2	4.5	Long	
T3234	Ash	7.0	200.0	2.0	Middle Age	Good	C1	2.4	18.1	Long	
T3235	Ash	17.0	500.0	6.0	Middle Age	Good	A1,3	6.0	113.1	Long	
T3236	Ash	7.0	300.0	3.0	Middle Age	Good	B1	3.6	40.7	Long	
T3237	Ash	14.0	500.0	6.0	Mature	Good	A1	6.0	113.1	Long	
T3238	Willow	6.0	200.0	7.0	Middle Age	Good	B1	2.4	18.1	Long	
T3239	Willow	6.0	200.0	7.0	Middle Age	Good	B1	2.4	18.1	Long	
T3240	Ash	8.0	200.0	4.0	Middle Age	Good	B1,2	2.4	18.1	Long	
T3241	Ash	7.0	200.0	3.0	Middle Age	Good	C1,2	2.4	18.1	Long	
T3242	Ash	7.0	300.0	3.0	Middle Age	Good	C1,2	3.6	40.7	Long	
T3243	Ash	10.0	300.0	4.0	Middle Age	Good	B1	3.6	40.7	Long	
T3244	Ash	10.0	300.0	5.0	Middle Age	Good	B1	3.6	40.7	Long	
T3245	Ash	9.0	300.0	4.0	Young	Good	B1	3.6	40.7	Long	
T3246	Ash	9.0	400.0	4.0	Middle Age	Fair	B1,2	4.8	72.4	Long	
T3247	Ash	9.0	400.0	4.0	Middle Age	Fair	B1,2	4.8	72.4	Long	
T3248	Willow	14.0	500.0	8.0	Middle Age	Good	A1	6.0	113.1	Long	
T3249	Ash	15.0	500.0	6.0	Mature	Good	A1,3	6.0	113.1	Long	

Hinkley Point C Connection Project - Environment Statement Volume 5.21.2 Appendix 21A

Ref	Species	Height	Stem Dia.	Crown Radius (Crown spread for groups)	Maturity	Condition	BS5837 Tree Quality Assess.	Radius of RPA guide circle	BS5837 RPA Area	Estimated Remaining Contribution	TPO
	Common name/s	(m)	(mm)	(m)	Young, Middle Age, Mature	Good, Fair, Poor, Veteran	A, B, C, U (1,2,3)	(m)	(m2)	Long, Medium, Short	(Ref)
T3250	Ash	18.0	500.0	7.0	Mature	Good	A1	6.0	113.1	Long	
T3251	Willow	6.0	300.0	4.0	Mature	Good	B1,3	3.6	40.7	Long	
T3252	Ash	12.0	800.0	7.0	Mature	Veteran	B3	9.6	289.5	Medium	
T3253	Ash	10.0	300.0	5.0	Middle Age	Good	B1,2	3.6	40.7	Long	
T3254	Ash	13.0	300.0	4.0	Middle Age	Fair	B1	3.6	40.7	Long	
T3255	Ash	12.0	800.0	6.0	Mature	Veteran	B3	9.6	289.5	Medium	
T3256	Ash	3.0	800.0	1.0	Mature	Fair	C1,3	9.6	289.5	Long	
T3257	Ash	10.0	200.0	3.0	Middle Age	Good	B1,2	2.4	18.1	Long	
T3258	Ash	15.0	500.0	7.0	Middle Age	Good	B1	6.0	113.1	Long	
T3259	Apple	7.0	400.0	5.0	Mature	Veteran	A1,3	4.8	72.4	Long	
T3260	Ash	16.0	500.0	6.0	Middle Age	Good	B1	6.0	113.1	Long	
T3261	Ash	13.0	900.0	8.0	Mature	Veteran	B3	10.8	366.4	Medium	
T3262	Ash	11.0	300.0	4.0	Middle Age	Good	A1,2	3.6	40.7	Long	
T3263	Ash	11.0	200.0	4.0	Middle Age	Good	B1	2.4	18.1	Long	
T3264	Ash	12.0	400.0	4.0	Mature	Good	A1,2	4.8	72.4	Long	
T3265	Ash	13.0	400.0	4.0	Middle Age	Good	A1,2	4.8	72.4	Long	
T3266	Apple	5.0	400.0	3.0	Mature	Veteran	A1,3	4.8	72.4	Long	
T3267	Apple	6.0	400.0	4.0	Middle Age	Veteran	A3	4.8	72.4	Long	
T3268	Ash	12.0	300.0	5.0	Middle Age	Good	B1,2	3.6	40.7	Long	
T3269	Apple	6.0	400.0	4.0	Middle Age	Veteran	A3	4.8	72.4	Long	
T3270	Ash	14.0	500.0	8.0	Mature	Good	A1,2,3	6.0	113.1	Long	
T3271	Ash	13.0	400.0	6.0	Mature	Good	A1,2	4.8	72.4	Medium	
T3272	Apple	6.0	400.0	4.0	Mature	Veteran	A1,3	4.8	72.4	Long	
T3273	Willow	13.0	700.0	6.0	Mature	Veteran	A3	8.4	221.7	Long	
T3274	Willow	11.0	800.0	4.0	Mature	Good	B1	9.6	289.5	Long	
T3275	Ash	8.0	500.0	5.0	Middle Age	Good	B1	6.0	113.1	Long	
T3276	Cedar	9.0	500.0	4.0	Middle Age	Good	B1	6.0	113.1	Long	
T3277	Redwood	7.0	100.0	1.0	Middle Age	Good	C1	1.2	4.5	Long	
T3278	Apple	6.0	300.0	5.0	Mature	Veteran	A1,3	3.6	40.7	Long	
T3279	Poplar	12.0	400.0	5.0	Middle Age	Fair	C1	4.8	72.4	Long	
T3280	Lime	16.0	300.0	7.0	Middle Age	Good	A1	3.6	40.7	Long	
T3281	Willow	10.0	600.0	7.0	Middle Age	Good	B1	7.2	162.9	Long	
T3282	Apple	6.0	300.0	3.0	Middle Age	Good	A1	3.6	40.7	Long	
T3283	Willow	11.0	600.0	7.0	Middle Age	Good	B1	7.2	162.9	Long	
T3284	Plum	6.0	200.0	4.0	Middle Age	Good	B1	2.4	18.1	Long	
T3285	Apple	7.0	400.0	4.0	Middle Age	Good	A1,3	4.8	72.4	Long	
T3286	Birch	9.0	300.0	5.0	Mature	Good	B1	3.6	40.7	Medium	
T3287	Ash	5.0	200.0	3.0	Young	Fair	C1	2.4	18.1	Long	
T3288	Apple	5.0	300.0	3.0	Middle Age	Good	A1	3.6	40.7	Long	
T3289	Pine	8.0	300.0	4.0	Middle Age	Good	B1	3.6	40.7	Long	
T3290	Ash	7.0	800.0	2.0	Middle Age	Poor	C1,3	9.6	289.5	Medium	
T3291	Ash	6.0	700.0	3.0	Middle Age	Veteran	U	0.0	0.0	Short	
T3292	Willow	13.0	600.0	7.0	Middle Age	Veteran	A3	7.2	162.9	Long	
T3293	Willow	10.0	400.0	5.0	Middle Age	Good	A1,2,3	4.8	72.4	Long	
T3294	Ash	9.0	300.0	4.0	Middle Age	Good	A1,3	3.6	40.7	Long	
T3295	Ash	12.0	400.0	6.0	Middle Age	Good	A1,3	4.8	72.4	Long	
T3296	Ash	15.0	600.0	8.0	Middle Age	Fair	C1	7.2	162.9	Medium	
T3297	Ash	9.0	600.0	6.0	Middle Age	Poor	U	0.0	0.0	Short	

Hinkley Point C Connection Project - Environment Statement Volume 5.21.2 Appendix 21A

Ref	Species	Height	Stem Dia.	Crown Radius (Crown spread for groups)	Maturity	Condition	BS5837 Tree Quality Assess.	Radius of RPA guide circle	BS5837 RPA Area	Estimated Remaining Contribution	TPO
	Common name/s	(m)	(mm)	(m)	Young, Middle Age, Mature	Good, Fair, Poor, Veteran	A,B,C,U (1,2,3)	(m)	(m2)	Long, Medium, Short	(Ref)
T3298	Ash	9.0	300.0	4.0	Middle Age	Good	A1,2,3	3.6	40.7	Long	
T3299	Ash	13.0	800.0	7.0	Mature	Veteran	B3	9.6	289.5	Medium	
T3300	Ash	18.0	600.0	8.0	Middle Age	Good	B1	7.2	162.9	Long	
T3301	Ash	17.0	600.0	10.0	Middle Age	Good	B1	7.2	162.9	Long	
T3302	Ash	10.0	300.0	4.0	Middle Age	Good	A1,2,3	3.6	40.7	Long	
T3303	Ash	11.0	500.0	5.0	Middle Age	Good	A1,3	6.0	113.1	Long	
T3304	Ash	18.0	500.0	7.0	Middle Age	Good	B1	6.0	113.1	Long	
T3305	Willow	7.0	400.0	4.0	Middle Age	Good	A1,3	4.8	72.4	Long	
T3306	Willow	16.0	700.0	8.0	Mature	Good	A1	8.4	221.7	Long	
T3307	Ash	12.0	500.0	5.0	Mature	Good	A1,2	6.0	113.1	Long	
T3308	Willow	13.0	800.0	6.0	Mature	Good	B1	9.6	289.5	Long	
T3309	Willow	6.0	300.0	3.0	Middle Age	Good	B1	3.6	40.7	Long	
T3310	Hawthorn	5.0	200.0	2.0	Middle Age	Veteran	A3	2.4	18.1	Long	
T3311	Hawthorn	6.0	200.0	3.0	Middle Age	Good	A1,2	2.4	18.1	Long	
T3312	Willow	8.0	400.0	4.0	Middle Age	Fair	B1	4.8	72.4	Long	
T3313	Willow	13.0	500.0	6.0	Middle Age	Good	A1	6.0	113.1	Long	
T3314	Willow	12.0	300.0	4.0	Middle Age	Good	A1	3.6	40.7	Long	
T3315	Willow	15.0	400.0	5.0	Middle Age	Good	A1	4.8	72.4	Long	
T3316	Willow	10.0	300.0	4.0	Middle Age	Good	A1	3.6	40.7	Long	
T3317	Willow	11.0	400.0	9.0	Mature	Good	B1	4.8	72.4	Long	
T3318	Willow	6.0	100.0	2.0	Young	Good	B1,2	1.2	4.5	Long	
T3319	Willow	6.0	300.0	3.0	Middle Age	Good	B1	3.6	40.7	Long	
T3320	Willow	7.0	400.0	4.0	Middle Age	Good	B1	4.8	72.4	Long	
T3321	Willow	10.0	800.0	10.0	Mature	Good	B1,3	9.6	289.5	Long	
T3322	Poplar	12.0	300.0	5.0	Middle Age	Good	B1	3.6	40.7	Long	
T3323	Willow	10.0	300.0	6.0	Middle Age	Good	B1,2	3.6	40.7	Long	
T3324	Willow	10.0	300.0	5.0	Middle Age	Good	B1,2	3.6	40.7	Long	
T3325	Willow	10.0	300.0	5.0	Middle Age	Fair	B1,2	3.6	40.7	Long	
T3326	Willow	6.0	600.0	3.0	Middle Age	Good	A1,2,3	7.2	162.9	Long	
T3327	Willow	5.0	200.0	4.0	Middle Age	Good	B1	2.4	18.1	Long	
T3328	Ash	11.0	500.0	4.0	Middle Age	Good	A1	6.0	113.1	Long	
T3329	Ash	17.0	600.0	7.0	Mature	Good	A1,2,3	7.2	162.9	Long	
T3330	Ash	18.0	800.0	10.0	Mature	Fair	A1,2,3	9.6	289.5	Long	
T3331	Ash	13.0	400.0	6.0	Middle Age	Fair	B1,2	4.8	72.4	Long	
T3332	Ash	14.0	600.0	6.0	Mature	Good	A1,2	7.2	162.9	Long	
T3333	Willow	8.0	700.0	5.0	Middle Age	Good	A1	8.4	221.7	Long	
T3334	Ash	13.0	600.0	11.0	Mature	Good	A1,2,3	7.2	162.9	Long	
T3335	Ash	11.0	400.0	5.0	Mature	Good	A1	4.8	72.4	Long	
T3336	Ash	12.0	500.0	7.0	Mature	Good	A1	6.0	113.1	Long	
T3337	Ash	14.0	500.0	7.0	Mature	Good	A1	6.0	113.1	Long	
T3338	Alder	7.0	300.0	3.0	Young	Good	C1	3.6	40.7	Long	
T3339	Apple	6.0	200.0	4.0	Mature	Good	B1	2.4	18.1	Long	
T3340	Redwood	21.0	600.0	4.0	Middle Age	Good	A1	7.2	162.9	Long	
T3341	Cedar	19.0	500.0	5.0	Middle Age	Good	A1	6.0	113.1	Long	
T3342	Ash	8.0	300.0	4.0	Middle Age	Good	A1	3.6	40.7	Long	
T3343	Poplar	7.0	200.0	2.0	Middle Age	Good	B1	2.4	18.1	Long	
T3344	Eucalyptus	15.0	300.0	4.0	Middle Age	Good	A1	3.6	40.7	Long	
T3345	Willow	5.0	200.0	4.0	Middle Age	Good	B1	2.4	18.1	Long	

Hinkley Point C Connection Project - Environment Statement Volume 5.21.2 Appendix 21A

Ref	Species	Height	Stem Dia.	Crown Radius (Crown spread for groups)	Maturity	Condition	BS5837 Tree Quality Assess.	Radius of RPA guide circle	BS5837 RPA Area	Estimated Remaining Contribution	TPO
	Common name/s	(m)	(mm)	(m)	Young, Middle Age, Mature	Good, Fair, Poor, Veteran	A,B,C,U (1,2,3)	(m)	(m2)	Long, Medium, Short	(Ref)
T3346	Ash	5.0	200.0	2.0	Young	Good	C1	2.4	18.1	Long	
T3347	Ash	8.0	200.0	4.0	Young	Good	C1	2.4	18.1	Long	
T3348	Willow	9.0	500.0	8.0	Mature	Good	B1	6.0	113.1	Long	
T3349	Willow	8.0	400.0	5.0	Mature	Fair	B1	4.8	72.4	Long	
T3350	Willow	6.0	200.0	5.0	Middle Age	Good	C1	2.4	18.1	Long	
T3351	Willow	9.0	500.0	6.0	Mature	Good	A1,2,3	6.0	113.1	Long	
T3352	Willow	4.0	100.0	2.0	Middle Age	Good	B1	1.2	4.5	Long	
T3353	Willow	11.0	700.0	10.0	Mature	Veteran	A1,2,3	8.4	221.7	Long	
T3354	Willow	7.0	200.0	4.0	Middle Age	Good	A1,2	2.4	18.1	Long	
T3355	Willow	10.0	400.0	6.0	Mature	Fair	B1	4.8	72.4	Long	
T3356	Willow	12.0	500.0	6.0	Middle Age	Good	A1	6.0	113.1	Long	
T3357	Willow	14.0	600.0	5.0	Middle Age	Good	B1	7.2	162.9	Long	
T3358	Willow	11.0	400.0	4.0	Middle Age	Good	A1	4.8	72.4	Long	
T3359	Willow	5.0	100.0	2.0	Young	Good	C1	1.2	4.5	Long	
T3360	Ash	7.0	300.0	3.0	Middle Age	Good	B1	3.6	40.7	Long	
T3361	Ash	7.0	200.0	2.0	Middle Age	Good	B1	2.4	18.1	Long	
T3362	Hawthorn	6.0	200.0	3.0	Middle Age	Good	B1	2.4	18.1	Long	
T3363	Hawthorn	6.0	200.0	3.0	Middle Age	Good	B1	2.4	18.1	Long	
T3364	Poplar	15.0	1000.0	7.0	Mature	Good	A1	12.0	452.4	Long	
T3365	Hawthorn	8.0	200.0	4.0	Middle Age	Fair	C1	2.4	18.1	Medium	
T3366	Apple	5.0	300.0	4.0	Middle Age	Good	C1,2	3.6	40.7	Medium	
T3367	Ash	8.0	200.0	4.0	Middle Age	Good	B1,2	2.4	18.1	Long	
T3368	Cherry	5.0	300.0	4.0	Middle Age	Fair	B1	3.6	40.7	Medium	
T3369	Ash	12.0	800.0	6.0	Mature	Good	A1	9.6	289.5	Long	
T3370	Laurel	6.0	300.0	3.0	Middle Age	Fair	B1	3.6	40.7	Medium	
T3371	Ash	7.0	200.0	4.0	Middle Age	Fair	B1,2	2.4	18.1	Medium	
T3372	Apple	7.0	400.0	4.0	Mature	Good	A2,3	4.8	72.4	Long	
T3373	Willow	11.0	400.0	5.0	Mature	Good	A1,3	4.8	72.4	Long	
T3374	Apple	5.0	200.0	2.0	Middle Age	Good	B2,3	2.4	18.1	Long	
T3375	Oak	7.0	200.0	3.0	Middle Age	Good	B1	2.4	18.1	Medium	
T3376	Ash	8.0	200.0	3.0	Middle Age	Good	B1,2	2.4	18.1	Long	
T3377	Apple	4.0	200.0	3.0	Middle Age	Good	B1	2.4	18.1	Long	
T3378	Ash	6.0	300.0	3.0	Middle Age	Good	B1	3.6	40.7	Long	
T3379	Ash	11.0	400.0	4.0	Mature	Good	B1,2	4.8	72.4	Long	
T3380	Ash	7.0	200.0	4.0	Middle Age	Good	B1	2.4	18.1	Long	
T3381	Ash	9.0	300.0	4.0	Middle Age	Good	B1,2	3.6	40.7	Long	
T3382	Willow	6.0	200.0	3.0	Middle Age	Good	B1	2.4	18.1	Long	
T3383	Willow	11.0	2000.0	5.0	Mature	Fair	A1,3	15.0	707.0	Medium	
T3384	Willow	3.0	100.0	2.0	Young	Good	C1	1.2	4.5	Long	
T3385	Willow	11.0	900.0	8.0	Mature	Good	A1	10.8	366.4	Long	
T3386	Willow	10.0	200.0	4.0	Middle Age	Good	B1	2.4	18.1	Long	
T3387	Willow	6.0	100.0	3.0	Young	Good	B1	1.2	4.5	Long	
T3388	Willow	8.0	200.0	5.0	Middle Age	Good	B1	2.4	18.1	Long	
T3389	Willow	6.0	200.0	3.0	Middle Age	Good	B1,2	2.4	18.1	Medium	
T3390	Willow	9.0	500.0	5.0	Mature	Good	B1,2	6.0	113.1	Long	
T3391	Willow	6.0	600.0	4.0	Mature	Good	B1,2	7.2	162.9	Long	
T3392	Willow	7.0	400.0	3.0	Mature	Good	B1,2,3	4.8	72.4	Long	
T3395	Ash	10.0	500.0	6.0	Mature	Good	A1	6.0	113.1	Long	

Hinkley Point C Connection Project - Environment Statement Volume 5.21.2 Appendix 21A

Ref	Species	Height	Stem Dia.	Crown Radius (Crown spread for groups)	Maturity	Condition	BS5837 Tree Quality Assess.	Radius of RPA guide circle	BS5837 RPA Area	Estimated Remaining Contribution	TPO
	Common name/s	(m)	(mm)	(m)	Young, Middle Age, Mature	Good, Fair, Poor, Veteran	A,B,C,U (1,2,3)	(m)	(m2)	Long, Medium, Short	(Ref)
T3399	Ash	7.0	300.0	4.0	Young	Fair	C1	3.6	40.7	Long	
T3405	Willow	9.0	400.0	5.0	Mature	Good	A1	4.8	72.4	Long	
T3414	Poplar	8.0	300.0	4.0	Middle Age	Good	B1	3.6	40.7	Long	
T3422	Elm	3.0	100.0	1.0	Young	Good	C1	1.2	4.5	Short	
T3423	Ash	13.0	600.0	8.0	Mature	Good	A1,2	7.2	162.9	Long	
T3425	Ash	9.0	300.0	5.0	Middle Age	Good	A1	3.6	40.7	Long	
T3426	Ash	9.0	400.0	4.0	Mature	Fair	A1	4.8	72.4	Long	
T3427	Yew	5.0	400.0	4.0	Middle Age	Good	B1	4.8	72.4	Long	
T3428	Ash	15.0	600.0	7.0	Mature	Good	A1,2	7.2	162.9	Long	
T3430	Horse Chestnut	6.0	800.0	3.0	Mature	Good	A1	9.6	289.5	Long	
T3432	Hawthorn	5.0	200.0	2.0	Middle Age	Fair	C1	2.4	18.1	Long	
T3434	Willow	8.0	300.0	8.0	Middle Age	Good	B1	3.6	40.7	Long	
T3435	Willow	12.0	700.0	9.0	Mature	Good	A1,3	8.4	221.7	Long	
T3438	Willow	13.0	600.0	8.0	Mature	Good	A1	7.2	162.9	Long	
T3440	Willow	14.0	700.0	11.0	Mature	Good	A1,3	8.4	221.7	Long	
T3442	Willow	10.0	700.0	7.0	Mature	Fair	A1	8.4	221.7	Long	
T3444	Willow	12.0	600.0	7.0	Mature	Good	A1	7.2	162.9	Long	
T3446	Willow	8.0	400.0	4.0	Middle Age	Good	B1	4.8	72.4	Long	
T3447	Willow	9.0	500.0	10.0	Mature	Good	A1	6.0	113.1	Long	
T3453	Ash	7.0	200.0	3.0	Middle Age	Good	B1	2.4	18.1	Long	
T3455	Willow	8.0	500.0	4.0	Mature	Good	B1	6.0	113.1	Long	
T3456	Willow	10.0	400.0	5.0	Middle Age	Good	A1	4.8	72.4	Long	
T3458	Ash	9.0	300.0	3.0	Middle Age	Good	B1	3.6	40.7	Long	
T3461	Willow	12.0	700.0	8.0	Mature	Good	A1,3	8.4	221.7	Long	
T3462	Willow	10.0	500.0	9.0	Mature	Good	A1	6.0	113.1	Long	
T3463	Hawthorn	5.0	200.0	2.0	Middle Age	Good	B1	2.4	18.1	Long	
T3464	Hawthorn	5.0	200.0	2.0	Middle Age	Good	B1	2.4	18.1	Long	
T3466	Willow	9.0	800.0	7.0	Mature	Veteran	A1,2,3	9.6	289.5	Long	
T3467	Willow	11.0	1200.0	7.0	Mature	Veteran	A1,2,3	14.4	651.4	Long	
T3470	Willow	9.0	1000.0	3.0	Mature	Good	B1,3	12.0	452.4	Long	
T3471	Willow	10.0	1200.0	3.0	Mature	Good	A1,3	14.4	651.4	Long	
T3477	Willow	11.0	600.0	4.0	Middle Age	Good	A1	7.2	162.9	Long	
T3479	Willow	11.0	600.0	4.0	Middle Age	Good	A1	7.2	162.9	Long	
T3480	Willow	8.0	1000.0	5.0	Mature	Good	A1	12.0	452.4	Long	
T3481	Willow	8.0	1000.0	5.0	Mature	Good	A1	12.0	452.4	Long	
T3488	Willow	13.0	900.0	10.0	Mature	Veteran	A1,2,3	10.8	366.4	Long	
T3490	Ash	13.0	300.0	6.0	Middle Age	Good	A1	3.6	40.7	Long	
T3491	Willow	10.0	700.0	10.0	Mature	Good	B1,2	8.4	221.7	Medium	
T3492	Willow	8.0	800.0	6.0	Mature	Fair	B1	9.6	289.5	Long	
T3493	Willow	11.0	900.0	12.0	Mature	Veteran	A1,2,3	10.8	366.4	Long	
T3494	Willow	7.0	300.0	5.0	Middle Age	Good	B1	3.6	40.7	Long	
T3495	Willow	12.0	800.0	10.0	Mature	Veteran	A1,2,3	9.6	289.5	Long	
T3496	Willow	13.0	600.0	5.0	Middle Age	Good	B1	7.2	162.9	Long	
T3497	Ash	11.0	700.0	7.0	Mature	Fair	A1,3	8.4	221.7	Long	
T3498	Ash	8.0	300.0	6.0	Middle Age	Good	B1	3.6	40.7	Long	
T3499	Poplar	11.0	300.0	5.0	Middle Age	Fair	B1	3.6	40.7	Long	
T3500	Maple	7.0	200.0	3.0	Young	Good	C1	2.4	18.1	Long	
T3501	Beech	7.0	200.0	3.0	Young	Good	C1	2.4	18.1	Long	

Hinkley Point C Connection Project - Environment Statement Volume 5.21.2 Appendix 21A

Ref	Species	Height	Stem Dia.	Crown Radius (Crown spread for groups)	Maturity	Condition	BS5837 Tree Quality Assess.	Radius of RPA guide circle	BS5837 RPA Area	Estimated Remaining Contribution	TPO
	Common name/s	(m)	(mm)	(m)	Young, Middle Age, Mature	Good, Fair, Poor, Veteran	A, B, C, U (1,2,3)	(m)	(m2)	Long, Medium, Short	(Ref)
T3502	Poplar	15.0	500.0	6.0	Mature	Good	B1	6.0	113.1	Long	
T3503	Poplar	14.0	600.0	6.0	Mature	Fair	B1	7.2	162.9	Long	
T3504	Poplar	14.0	400.0	5.0	Mature	Fair	B1	4.8	72.4	Long	
T3505	Poplar	14.0	400.0	5.0	Mature	Fair	B1	4.8	72.4	Long	
T3506	Poplar	14.0	500.0	4.0	Mature	Good	B1	6.0	113.1	Long	
T3507	Poplar	14.0	500.0	4.0	Mature	Good	B1	6.0	113.1	Long	
T3508	Ash	8.0	200.0	4.0	Middle Age	Good	B1	2.4	18.1	Long	
T3509	Ash	7.0	200.0	4.0	Middle Age	Good	B1	2.4	18.1	Long	
T3510	Ash	8.0	200.0	4.0	Middle Age	Good	B1	2.4	18.1	Long	
T3513	Willow	7.0	500.0	6.0	Middle Age	Fair	C1	6.0	113.1	Long	
T3514	Willow	8.0	500.0	6.0	Middle Age	Fair	C1	6.0	113.1	Long	
T3516	Ash	11.0	500.0	6.0	Mature	Good	B1	6.0	113.1	Long	
T3517	Ash	11.0	500.0	6.0	Mature	Good	B1	6.0	113.1	Long	
T3519	Walnut	8.0	400.0	5.0	Mature	Good	A1	4.8	72.4	Long	
T3522	Willow	6.0	600.0	4.0	Mature	Poor	C1	7.2	162.9	Short	
T3523	Willow	6.0	600.0	4.0	Mature	Fair	C1	7.2	162.9	Medium	
T3524	Willow	11.0	1400.0	9.0	Mature	Good	A3	15.0	707.0	Medium	
T3525	Ash	10.0	600.0	7.0	Mature	Good	B2	7.2	162.9	Long	
T3526	Willow	5.0	1200.0	3.0	Mature	Veteran	A3	14.4	651.4	Long	
T3527	Ash	10.0	400.0	6.0	Mature	Good	B2	4.8	72.4	Long	
T3528	Hawthorn	6.0	300.0	2.0	Mature	Poor	C1	3.6	40.7	Short	
T3529	Willow	5.0	1100.0	3.0	Mature	Veteran	A3	13.2	547.4	Long	
T3531	Hawthorn	6.0	400.0	4.0	Mature	Good	B2	4.8	72.4	Long	
T3532	Hawthorn	6.0	300.0	4.0	Mature	Good	B2	3.6	40.7	Long	
T3533	Ash	12.0	600.0	9.0	Mature	Good	B1	7.2	162.9	Long	
T3534	Ash	11.0	700.0	6.0	Mature	Good	B1	8.4	221.7	Long	
T3538	Willow	8.0	200.0	3.0	Middle Age	Good	B2	2.4	18.1	Long	
T3540	Willow	12.0	600.0	8.0	Mature	Good	B1,2	7.2	162.9	Medium	
T3541	Willow	13.0	800.0	7.0	Mature	Good	B1,2	9.6	289.5	Medium	
T3542	Willow	8.0	1900.0	3.0	Mature	Veteran	A3	15.0	707.0	Medium	
T3543	Ash	8.0	400.0	6.0	Middle Age	Good	A1	4.8	72.4	Long	
T3544	Willow	5.0	100.0	3.0	Middle Age	Fair	B1	1.2	4.5	Long	
T3546	Ash	8.0	200.0	4.0	Middle Age	Good	C2	2.4	18.1	Medium	
T3547	Willow	11.0	600.0	6.0	Middle Age	Good	B1,2	7.2	162.9	Long	
T3548	Ash	15.0	700.0	6.0	Mature	Good	A1	8.4	221.7	Long	
T3549	Ash	8.0	300.0	5.0	Middle Age	Good	B2	3.6	40.7	Long	
T3552	Ash	9.0	300.0	7.0	Middle Age	Good	B2	3.6	40.7	Long	
T3553	Willow	10.0	500.0	4.0	Mature	Good	B2	6.0	113.1	Long	
T3554	Willow	9.0	300.0	5.0	Mature	Fair	B2	3.6	40.7	Long	
T3555	Maple	8.0	200.0	3.0	Middle Age	Good	B1	2.4	18.1	Long	
T3556	Ash	10.0	300.0	4.0	Middle Age	Good	B1	3.6	40.7	Long	
T3558	Maple	8.0	200.0	3.0	Middle Age	Good	B1	2.4	18.1	Long	
T3559	Elm	6.0	100.0	1.0	Young	Poor	U	0.0	0.0	Short	
T3560	Elm	6.0	200.0	1.0	Young	Poor	U	0.0	0.0	Short	
T3561	Hawthorn	5.0	300.0	4.0	Mature	Poor	C1	3.6	40.7	Medium	
T3562	Hawthorn	5.0	300.0	5.0	Mature	Fair	B2	3.6	40.7	Medium	
T3563	Hawthorn	6.0	300.0	4.0	Mature	Fair	B2	3.6	40.7	Medium	
T3564	Willow	8.0	1000.0	9.0	Mature	Veteran	A3	12.0	452.4	Medium	

Hinkley Point C Connection Project - Environment Statement Volume 5.21.2 Appendix 21A

Ref	Species	Height	Stem Dia.	Crown Radius (Crown spread for groups)	Maturity	Condition	BS5837 Tree Quality Assess.	Radius of RPA guide circle	BS5837 RPA Area	Estimated Remaining Contribution	TPO
	Common name/s	(m)	(mm)	(m)	Young, Middle Age, Mature	Good, Fair, Poor, Veteran	A,B,C,U (1,2,3)	(m)	(m2)	Long, Medium, Short	(Ref)
T3565	Hawthorn	4.0	300.0	2.0	Middle Age	Good	B1,2	3.6	40.7	Long	
T3566	Ash	6.0	200.0	2.0	Middle Age	Good	A1,2	2.4	18.1	Long	
T3567	Hawthorn	4.0	200.0	2.0	Middle Age	Good	B1,2	2.4	18.1	Long	
T3568	Hawthorn	3.0	100.0	4.0	Middle Age	Poor	C1	1.2	4.5	Short	
T3569	Hawthorn	3.0	200.0	3.0	Mature	Poor	C1	2.4	18.1	Long	
T3570	Hawthorn	2.0	100.0	3.0	Middle Age	Fair	C1	1.2	4.5	Long	
T3571	Hawthorn	4.0	200.0	2.0	Middle Age	Good	C1	2.4	18.1	Long	
T3572	Willow	15.0	900.0	5.0	Mature	Good	A1	10.8	366.4	Long	
T3573	Ash	6.0	200.0	3.0	Middle Age	Good	B1,2	2.4	18.1	Long	
T3574	Willow	15.0	600.0	4.0	Middle Age	Good	A1	7.2	162.9	Long	
T3575	Ash	15.0	700.0	5.0	Middle Age	Good	A1	8.4	221.7	Long	
T3576	Ash	14.0	400.0	3.0	Middle Age	Good	A1	4.8	72.4	Long	
T3577	Willow	16.0	500.0	10.0	Mature	Good	B1	6.0	113.1	Long	
T3578	Willow	16.0	400.0	6.0	Mature	Good	B1	4.8	72.4	Long	
T3579	Maple	9.0	300.0	5.0	Middle Age	Good	B1	3.6	40.7	Long	
T3580	Ash	10.0	400.0	6.0	Middle Age	Good	B1	4.8	72.4	Long	
T3581	Maple	9.0	300.0	4.0	Middle Age	Good	B1	3.6	40.7	Long	
T3582	Willow	9.0	800.0	5.0	Mature	Good	B1	9.6	289.5	Long	
T3583	Willow	10.0	800.0	6.0	Mature	Good	B1	9.6	289.5	Long	
T3584	Willow	6.0	300.0	3.0	Mature	Good	B1	3.6	40.7	Long	
T3585	Willow	9.0	800.0	6.0	Mature	Good	B1	9.6	289.5	Long	
T3586	Willow	9.0	800.0	5.0	Mature	Good	B1	9.6	289.5	Long	
T3587	Willow	9.0	700.0	6.0	Mature	Good	B1	8.4	221.7	Long	
T3588	Willow	8.0	600.0	4.0	Middle Age	Good	B1	7.2	162.9	Long	
T3589	Willow	8.0	800.0	4.0	Mature	Fair	B1	9.6	289.5	Long	
T3590	Elm	8.0	200.0	2.0	Young	Poor	U	0.0	0.0	Short	
T3591	Willow	8.0	600.0	5.0	Mature	Fair	C1	7.2	162.9	Medium	
T3592	Willow	9.0	900.0	6.0	Mature	Good	B1	10.8	366.4	Long	
T3593	Willow	9.0	700.0	4.0	Mature	Good	B1	8.4	221.7	Long	
T3594	Ash	11.0	500.0	5.0	Mature	Good	A1	6.0	113.1	Long	
T3595	Willow	9.0	800.0	5.0	Mature	Good	A1	9.6	289.5	Long	
T3596	Willow	3.0	300.0	3.0	Middle Age	Good	B1	3.6	40.7	Long	
T3597	Hawthorn	4.0	200.0	2.0	Middle Age	Good	C1	2.4	18.1	Long	
T3598	Willow	10.0	700.0	5.0	Mature	Good	A1	8.4	221.7	Long	
T3599	Willow	7.0	400.0	3.0	Middle Age	Good	B1,3	4.8	72.4	Long	
T3600	Willow	7.0	300.0	3.0	Middle Age	Good	B1	3.6	40.7	Long	
T3601	Willow	7.0	200.0	3.0	Middle Age	Good	B1	2.4	18.1	Long	
T3602	Willow	8.0	500.0	4.0	Middle Age	Good	A1	6.0	113.1	Long	
T3603	Willow	10.0	300.0	6.0	Middle Age	Good	A1,2,3	3.6	40.7	Long	
T3604	Willow	10.0	400.0	7.0	Middle Age	Good	A1	4.8	72.4	Long	
T3609	Willow	8.0	900.0	6.0	Mature	Good	B1	10.8	366.4	Long	
T3611	Hawthorn	4.0	200.0	2.0	Middle Age	Good	C1,2	2.4	18.1	Long	
T3615	Willow	9.0	400.0	3.0	Middle Age	Good	A1,2	4.8	72.4	Long	
T3616	Ash	11.0	500.0	6.0	Mature	Good	B1	6.0	113.1	Long	
T3617	Willow	10.0	400.0	6.0	Middle Age	Good	A1	4.8	72.4	Long	
T3618	Willow	8.0	600.0	3.0	Middle Age	Good	A1	7.2	162.9	Long	
T3620	Willow	10.0	500.0	3.0	Middle Age	Good	A1,2	6.0	113.1	Long	
T3621	Willow	8.0	700.0	8.0	Mature	Good	B1	8.4	221.7	Long	

Hinkley Point C Connection Project - Environment Statement Volume 5.21.2 Appendix 21A

Ref	Species	Height	Stem Dia.	Crown Radius (Crown spread for groups)	Maturity	Condition	BS5837 Tree Quality Assess.	Radius of RPA guide circle	BS5837 RPA Area	Estimated Remaining Contribution	TPO
	Common name/s	(m)	(mm)	(m)	Young, Middle Age, Mature	Good, Fair, Poor, Veteran	A,B,C,U (1,2,3)	(m)	(m2)	Long, Medium, Short	(Ref)
T3622	Willow	10.0	400.0	6.0	Middle Age	Good	A1,3	4.8	72.4	Long	
T3624	Willow	10.0	400.0	3.0	Middle Age	Good	A1,3	4.8	72.4	Long	
T3625	Willow	7.0	800.0	6.0	Mature	Good	B1	9.6	289.5	Long	
T3626	Willow	10.0	400.0	4.0	Middle Age	Good	A1,3	4.8	72.4	Long	
T3627	Willow	10.0	600.0	3.0	Middle Age	Good	A1	7.2	162.9	Long	
T3628	Willow	10.0	400.0	4.0	Middle Age	Good	A1	4.8	72.4	Long	
T3629	Willow	10.0	400.0	3.0	Middle Age	Good	A1,3	4.8	72.4	Long	
T3630	Willow	10.0	300.0	5.0	Middle Age	Good	A1,3	3.6	40.7	Long	
T3634	Oak	8.0	400.0	6.0	Middle Age	Good	B1	4.8	72.4	Long	
T3636	Willow	9.0	600.0	5.0	Mature	Good	B1	7.2	162.9	Long	
T3637	Ash	7.0	300.0	4.0	Middle Age	Fair	B1	3.6	40.7	Long	
T3638	Ash	7.0	300.0	5.0	Middle Age	Good	A1	3.6	40.7	Long	
T3639	Oak	8.0	400.0	5.0	Middle Age	Good	B1	4.8	72.4	Long	
T3640	Ash	8.0	300.0	4.0	Middle Age	Good	B1	3.6	40.7	Long	
T3655	Willow	12.0	600.0	7.0	Mature	Good	A1	7.2	162.9	Long	
T3656	Willow	6.0	300.0	4.0	Middle Age	Good	B1	3.6	40.7	Long	
T3657	Willow	8.0	300.0	4.0	Middle Age	Good	A1,3	3.6	40.7	Long	
T3660	Willow	9.0	300.0	4.0	Middle Age	Fair	C1	3.6	40.7	Long	
T3661	Willow	10.0	300.0	5.0	Middle Age	Fair	C1	3.6	40.7	Long	
T3662	Willow	9.0	300.0	3.0	Middle Age	Fair	C1	3.6	40.7	Long	
T3664	Willow	9.0	400.0	3.0	Middle Age	Good	B1	4.8	72.4	Long	
T3665	Ash	10.0	300.0	5.0	Middle Age	Good	B1,2	3.6	40.7	Long	
T3666	Willow	13.0	900.0	5.0	Mature	Poor	C1	10.8	366.4	Long	
T3667	Willow	8.0	200.0	4.0	Young	Good	B1	2.4	18.1	Long	
T3668	Willow	5.0	500.0	2.0	Mature	Fair	B3	6.0	113.1	Long	
T3669	Ash	9.0	300.0	2.0	Young	Good	B1	3.6	40.7	Long	
T3670	Willow	12.0	900.0	6.0	Mature	Good	B1	10.8	366.4	Long	
T3671	Willow	10.0	600.0	7.0	Middle Age	Good	B1,2	7.2	162.9	Long	
T3672	Willow	14.0	800.0	6.0	Mature	Good	B1	9.6	289.5	Long	
T3673	Willow	12.0	800.0	5.0	Mature	Good	B1	9.6	289.5	Long	
T3674	Willow	11.0	500.0	6.0	Middle Age	Fair	C1	6.0	113.1	Long	
T3675	Willow	14.0	800.0	6.0	Mature	Good	C1	9.6	289.5	Long	
T3676	Willow	14.0	700.0	7.0	Mature	Fair	B1	8.4	221.7	Long	
T3677	Willow	7.0	200.0	4.0	Young	Good	C1	2.4	18.1	Long	
T3678	Willow	7.0	200.0	4.0	Young	Good	C1	2.4	18.1	Long	
T3679	Willow	8.0	800.0	2.0	Mature	Good	B1	9.6	289.5	Long	
T3680	Willow	11.0	700.0	8.0	Mature	Fair	B3	8.4	221.7	Medium	
T3681	Poplar	14.0	700.0	6.0	Mature	Poor	C1	8.4	221.7	Medium	
T3682	Hawthorn	6.0	200.0	3.0	Middle Age	Good	C1	2.4	18.1	Long	
T3683	Hawthorn	5.0	200.0	2.0	Middle Age	Fair	C1	2.4	18.1	Long	
T3684	Hawthorn	4.0	200.0	3.0	Middle Age	Good	C1	2.4	18.1	Long	
T3685	Hawthorn	3.0	100.0	2.0	Middle Age	Good	C1	1.2	4.5	Long	
T3686	Willow	7.0	200.0	3.0	Young	Good	C1	2.4	18.1	Long	
T3687	Hawthorn	5.0	100.0	3.0	Middle Age	Good	C1	1.2	4.5	Medium	
T3688	Hawthorn	6.0	100.0	3.0	Middle Age	Good	C1	1.2	4.5	Long	
T3689	Willow	12.0	400.0	4.0	Mature	Good	A1,2	4.8	72.4	Long	
T3690	Willow	11.0	500.0	5.0	Mature	Good	A1,2	6.0	113.1	Long	
T3691	Willow	12.0	500.0	7.0	Mature	Good	A1,2	6.0	113.1	Long	

Hinkley Point C Connection Project - Environment Statement Volume 5.21.2 Appendix 21A

Ref	Species	Height	Stem Dia.	Crown Radius (Crown spread for groups)	Maturity	Condition	BS5837 Tree Quality Assess.	Radius of RPA guide circle	BS5837 RPA Area	Estimated Remaining Contribution	TPO
	Common name/s	(m)	(mm)	(m)	Young, Middle Age, Mature	Good, Fair, Poor, Veteran	A, B, C, U (1,2,3)	(m)	(m2)	Long, Medium, Short	(Ref)
T3692	Willow	8.0	800.0	9.0	Mature	Good	B1	9.6	289.5	Long	
T3693	Hawthorn	5.0	200.0	3.0	Middle Age	Fair	C1	2.4	18.1	Long	
T3694	Willow	6.0	300.0	5.0	Mature	Good	B1	3.6	40.7	Long	
T3695	Willow	13.0	800.0	9.0	Mature	Veteran	A1,3	9.6	289.5	Long	
T3696	Willow	15.0	800.0	9.0	Mature	Fair	A1,2,3	9.6	289.5	Long	
T3697	Hawthorn	2.0	100.0	2.0	Middle Age	Fair	C1	1.2	4.5	Medium	
T3698	Hawthorn	3.0	100.0	2.0	Middle Age	Fair	C1	1.2	4.5	Long	
T3699	Willow	5.0	200.0	3.0	Middle Age	Good	C1	2.4	18.1	Long	
T3700	Hawthorn	3.0	100.0	2.0	Middle Age	Fair	C1	1.2	4.5	Long	
T3701	Willow	6.0	200.0	4.0	Middle Age	Good	B1	2.4	18.1	Long	
T3702	Willow	5.0	200.0	3.0	Middle Age	Good	C1	2.4	18.1	Long	
T3703	Hawthorn	4.0	200.0	2.0	Middle Age	Fair	C1	2.4	18.1	Long	
T3704	Willow	11.0	200.0	6.0	Middle Age	Good	B1	2.4	18.1	Long	
T3705	Willow	11.0	500.0	6.0	Mature	Good	A1,2	6.0	113.1	Long	
T3706	Willow	10.0	200.0	4.0	Middle Age	Good	B1	2.4	18.1	Long	
T3707	Willow	6.0	200.0	4.0	Middle Age	Good	B1	2.4	18.1	Long	
T3708	Willow	7.0	200.0	3.0	Middle Age	Good	B1,2	2.4	18.1	Long	
T3709	Willow	7.0	300.0	4.0	Middle Age	Good	B1,2	3.6	40.7	Long	
T3710	Willow	8.0	400.0	9.0	Mature	Good	B1,2	4.8	72.4	Long	
T3711	Willow	8.0	500.0	12.0	Mature	Good	B1,2	6.0	113.1	Long	
T3712	Willow	6.0	200.0	4.0	Middle Age	Good	A1	2.4	18.1	Long	
T3713	Willow	11.0	300.0	4.0	Middle Age	Good	A1	3.6	40.7	Long	
T3714	Willow	12.0	300.0	4.0	Middle Age	Good	A1	3.6	40.7	Long	
T3715	Willow	12.0	500.0	7.0	Mature	Veteran	A1,2,3	6.0	113.1	Long	
T3716	Willow	12.0	900.0	9.0	Mature	Veteran	A1,3	10.8	366.4	Long	
T3717	Willow	11.0	600.0	7.0	Middle Age	Good	A1	7.2	162.9	Long	
T3721	Willow	10.0	700.0	10.0	Mature	Veteran	A3	8.4	221.7	Long	
T3722	Willow	9.0	800.0	4.0	Middle Age	Good	A1	9.6	289.5	Long	
T3723	Willow	5.0	400.0	2.0	Middle Age	Good	B1	4.8	72.4	Long	
T3724	Willow	4.0	800.0	2.0	Middle Age	Good	B1	9.6	289.5	Long	
T3725	Willow	5.0	300.0	2.0	Young	Good	B1	3.6	40.7	Long	
T3726	Ash	5.0	300.0	3.0	Young	Good	B1,2	3.6	40.7	Long	
T3727	Willow	11.0	600.0	9.0	Middle Age	Good	B1	7.2	162.9	Long	
T3728	Willow	4.0	100.0	2.0	Young	Good	B1,2	1.2	4.5	Long	
T3729	Willow	8.0	400.0	7.0	Mature	Good	B1,2	4.8	72.4	Long	
T3730	Willow	14.0	500.0	6.0	Middle Age	Good	A1	6.0	113.1	Long	
T3731	Willow	8.0	200.0	6.0	Middle Age	Good	B1,2	2.4	18.1	Long	
T3732	Willow	8.0	300.0	6.0	Middle Age	Good	B1,2	3.6	40.7	Long	
T3733	Willow	9.0	200.0	4.0	Middle Age	Good	B1,2	2.4	18.1	Long	
T3734	Willow	7.0	200.0	3.0	Middle Age	Good	A1	2.4	18.1	Long	
T3735	Willow	9.0	200.0	4.0	Middle Age	Good	A1,2	2.4	18.1	Long	
T3736	Willow	9.0	700.0	5.0	Middle Age	Good	A1,3	8.4	221.7	Long	
T3737	Willow	8.0	500.0	7.0	Middle Age	Good	A1,2	6.0	113.1	Long	
T3738	Ash	7.0	200.0	3.0	Middle Age	Good	C1	2.4	18.1	Long	
T3739	Willow	8.0	100.0	2.0	Young	Good	C1	1.2	4.5	Long	
T3740	Willow	17.0	700.0	6.0	Mature	Good	A1,2	8.4	221.7	Long	
T3741	Willow	14.0	600.0	4.0	Middle Age	Good	A1,2	7.2	162.9	Long	
T3742	Ash	8.0	300.0	3.0	Middle Age	Good	A1	3.6	40.7	Long	

Hinkley Point C Connection Project - Environment Statement Volume 5.21.2 Appendix 21A

Ref	Species	Height	Stem Dia.	Crown Radius (Crown spread for groups)	Maturity	Condition	BS5837 Tree Quality Assess.	Radius of RPA guide circle	BS5837 RPA Area	Estimated Remaining Contribution	TPO
	Common name/s	(m)	(mm)	(m)	Young, Middle Age, Mature	Good, Fair, Poor, Veteran	A,B,C,U (1,2,3)	(m)	(m2)	Long, Medium, Short	(Ref)
T3743	Willow	12.0	600.0	8.0	Mature	Good	A1,2	7.2	162.9	Long	
T3744	Ash	10.0	300.0	3.0	Middle Age	Fair	C1	3.6	40.7	Long	
T3745	Willow	13.0	400.0	3.0	Middle Age	Good	A1	4.8	72.4	Long	
T3746	Willow	16.0	900.0	8.0	Mature	Good	A1,2,3	10.8	366.4	Long	
T3747	Willow	9.0	200.0	5.0	Middle Age	Good	B1,2	2.4	18.1	Long	
T3748	Willow	8.0	200.0	4.0	Middle Age	Good	B1	2.4	18.1	Long	
T3749	Willow	8.0	200.0	5.0	Middle Age	Good	B1,2	2.4	18.1	Long	
T3750	Willow	8.0	200.0	4.0	Middle Age	Good	B1,2	2.4	18.1	Long	
T3751	Willow	15.0	800.0	8.0	Mature	Good	A1,2	9.6	289.5	Long	
T3752	Willow	14.0	500.0	7.0	Mature	Good	A1,2	6.0	113.1	Long	
T3753	Willow	14.0	500.0	4.0	Middle Age	Good	A1	6.0	113.1	Long	
T3754	Willow	13.0	700.0	7.0	Mature	Good	A1,2	8.4	221.7	Long	
T3755	Willow	15.0	600.0	9.0	Mature	Good	A1,2	7.2	162.9	Long	
T3756	Willow	16.0	700.0	4.0	Middle Age	Good	A1	8.4	221.7	Long	
T3757	Willow	14.0	700.0	11.0	Mature	Good	A1,2,3	8.4	221.7	Long	
T3758	Willow	15.0	800.0	9.0	Mature	Good	A1,2	9.6	289.5	Long	
T3759	Willow	18.0	600.0	4.0	Middle Age	Good	A1	7.2	162.9	Long	
T3760	Willow	16.0	700.0	10.0	Mature	Good	A1,2	8.4	221.7	Long	
T3761	Willow	16.0	500.0	7.0	Mature	Good	A1,2	6.0	113.1	Long	
T3762	Willow	17.0	600.0	4.0	Middle Age	Good	A1,2	7.2	162.9	Long	
T3763	Willow	16.0	900.0	9.0	Mature	Good	A1,2,3	10.8	366.4	Long	
T3764	Willow	17.0	500.0	7.0	Mature	Good	A1,2	6.0	113.1	Long	
T3765	Willow	21.0	700.0	7.0	Mature	Good	A1,2	8.4	221.7	Long	
T3766	Willow	19.0	300.0	5.0	Mature	Good	A1,2	3.6	40.7	Long	
T3767	Willow	20.0	900.0	9.0	Mature	Good	A1,2,3	10.8	366.4	Long	
T3768	Willow	19.0	800.0	8.0	Mature	Good	A1,2,3	9.6	289.5	Long	
T3769	Willow	19.0	600.0	8.0	Mature	Good	A1,2	7.2	162.9	Long	
T3770	Willow	20.0	1100.0	11.0	Mature	Good	A1,2,3	13.2	547.4	Long	
T3771	Willow	19.0	500.0	8.0	Mature	Fair	A1,2	6.0	113.1	Long	
T3772	Willow	16.0	900.0	7.0	Mature	Good	A1,3	10.8	366.4	Long	
T3773	Willow	15.0	700.0	8.0	Mature	Good	A1,2,3	8.4	221.7	Long	
T3774	Willow	17.0	900.0	11.0	Mature	Good	A1,2,3	10.8	366.4	Long	
T3775	Willow	17.0	600.0	9.0	Mature	Good	A1,2,3	7.2	162.9	Long	
T3776	Willow	20.0	800.0	10.0	Mature	Good	A1,2,3	9.6	289.5	Long	
T3777	Willow	17.0	900.0	9.0	Mature	Good	A1,2,3	10.8	366.4	Long	
T3778	Ash	9.0	300.0	5.0	Middle Age	Good	B1,2	3.6	40.7	Long	
T3779	Maple	11.0	400.0	6.0	Middle Age	Good	B1	4.8	72.4	Long	
T3780	Ash	9.0	300.0	4.0	Middle Age	Good	B1,2	3.6	40.7	Long	
T3781	Ash	8.0	400.0	6.0	Middle Age	Good	B1,2	4.8	72.4	Long	
T3782	Ash	8.0	300.0	6.0	Middle Age	Fair	B1,2,3	3.6	40.7	Long	
T3783	Ash	8.0	400.0	6.0	Mature	Veteran	A1,2,3	4.8	72.4	Long	
T3784	Ash	9.0	400.0	7.0	Middle Age	Poor	U	0.0	0.0	Short	
T3785	Willow	14.0	400.0	7.0	Mature	Good	A1,2	4.8	72.4	Long	
T3786	Ash	8.0	300.0	5.0	Middle Age	Good	B1,2	3.6	40.7	Long	
T3787	Maple	9.0	300.0	4.0	Middle Age	Good	B1,2	3.6	40.7	Long	
T3788	Maple	8.0	300.0	5.0	Middle Age	Fair	C1,2	3.6	40.7	Medium	
T3789	Maple	8.0	300.0	6.0	Middle Age	Fair	B1,2	3.6	40.7	Long	
T3790	Maple	8.0	200.0	4.0	Middle Age	Fair	C1,2	2.4	18.1	Medium	

Hinkley Point C Connection Project - Environment Statement Volume 5.21.2 Appendix 21A

Ref	Species	Height	Stem Dia.	Crown Radius (Crown spread for groups)	Maturity	Condition	BS5837 Tree Quality Assess.	Radius of RPA guide circle	BS5837 RPA Area	Estimated Remaining Contribution	TPO
	Common name/s	(m)	(mm)	(m)	Young, Middle Age, Mature	Good, Fair, Poor, Veteran	A,B,C,U (1,2,3)	(m)	(m2)	Long, Medium, Short	(Ref)
T3791	Maple	7.0	200.0	3.0	Middle Age	Poor	C1,2	2.4	18.1	Medium	
T3792	Ash	10.0	300.0	4.0	Middle Age	Good	B1	3.6	40.7	Long	
T3793	Alder	9.0	300.0	5.0	Middle Age	Good	B1,2	3.6	40.7	Long	
T3794	Ash	8.0	200.0	3.0	Young	Good	C1	2.4	18.1	Long	
T3795	Willow	10.0	300.0	4.0	Mature	Good	A1	3.6	40.7	Long	
T3796	Ash	8.0	200.0	2.0	Young	Good	C1	2.4	18.1	Long	
T3797	Ash	8.0	200.0	3.0	Young	Good	C1	2.4	18.1	Long	
T3798	Maple	8.0	300.0	4.0	Middle Age	Good	B1,2	3.6	40.7	Long	
T3799	Willow	15.0	400.0	6.0	Mature	Good	A1	4.8	72.4	Long	
T3800	Willow	16.0	700.0	8.0	Mature	Good	A1,2,3	8.4	221.7	Long	
T3801	Ash	8.0	200.0	3.0	Middle Age	Good	B1,2	2.4	18.1	Long	
T3802	Apple	4.0	300.0	3.0	Middle Age	Good	B1	3.6	40.7	Long	
T3803	Willow	17.0	600.0	8.0	Mature	Good	A1,2,3	7.2	162.9	Long	
T3804	Ash	8.0	200.0	4.0	Middle Age	Good	B1,2	2.4	18.1	Long	
T3805	Apple	4.0	300.0	3.0	Middle Age	Good	B1	3.6	40.7	Long	
T3806	Maple	8.0	200.0	5.0	Middle Age	Poor	U	0.0	0.0	Short	
T3807	Willow	16.0	800.0	6.0	Mature	Good	A1,2,3	9.6	289.5	Long	
T3808	Apple	5.0	400.0	6.0	Middle Age	Veteran	B3	4.8	72.4	Long	
T3809	Maple	8.0	200.0	4.0	Middle Age	Poor	C1,2	2.4	18.1	Short	
T3810	Willow	17.0	700.0	7.0	Mature	Good	A1,2,3	8.4	221.7	Long	
T3811	Maple	7.0	200.0	4.0	Middle Age	Poor	U	0.0	0.0	Short	
T3812	Willow	17.0	800.0	7.0	Mature	Good	A1,2,3	9.6	289.5	Long	
T3813	Willow	16.0	800.0	11.0	Mature	Good	A1	9.6	289.5	Long	
T3814	Alder	10.0	300.0	4.0	Middle Age	Good	B1	3.6	40.7	Long	
T3815	Maple	7.0	100.0	3.0	Young	Good	C1	1.2	4.5	Long	
T3816	Willow	14.0	700.0	10.0	Mature	Good	A1,2,3	8.4	221.7	Long	
T3817	Willow	13.0	600.0	6.0	Mature	Good	A1,2,3	7.2	162.9	Long	
T3818	Willow	16.0	600.0	7.0	Mature	Good	A1,2,3	7.2	162.9	Long	
T3819	Apple	5.0	400.0	5.0	Mature	Good	A1,2	4.8	72.4	Long	
T3820	Apple	5.0	400.0	4.0	Mature	Good	A1,2	4.8	72.4	Long	
T3821	Apple	4.0	300.0	4.0	Mature	Good	B1,2	3.6	40.7	Long	
T3822	Apple	5.0	400.0	3.0	Middle Age	Veteran	B3	4.8	72.4	Long	
T3823	Elm	9.0	200.0	3.0	Young	Good	C1	2.4	18.1	Short	
T3824	Apple	6.0	700.0	6.0	Mature	Veteran	A3	8.4	221.7	Long	
T3825	Apple	6.0	700.0	6.0	Mature	Veteran	A3	8.4	221.7	Long	
T3826	Elm	9.0	200.0	3.0	Young	Good	C1	2.4	18.1	Short	
T3827	Ash	8.0	400.0	6.0	Mature	Good	A1	4.8	72.4	Long	
T3828	Ash	9.0	300.0	7.0	Middle Age	Good	B1,2	3.6	40.7	Long	
T3829	Maple	9.0	300.0	5.0	Middle Age	Good	B1,2	3.6	40.7	Long	
T3830	Maple	10.0	300.0	6.0	Middle Age	Good	B1,2	3.6	40.7	Long	
T3831	Maple	10.0	300.0	6.0	Middle Age	Good	B1,2	3.6	40.7	Long	
T3832	Maple	9.0	200.0	6.0	Middle Age	Good	B1,2	2.4	18.1	Medium	
T3833	Ash	7.0	100.0	2.0	Young	Good	C1	1.2	4.5	Long	
T3834	Ash	10.0	200.0	5.0	Middle Age	Good	B1,2	2.4	18.1	Long	
T3835	Willow	18.0	800.0	9.0	Mature	Good	A1,2	9.6	289.5	Long	
T3836	Willow	17.0	800.0	9.0	Mature	Good	A1,2	9.6	289.5	Long	
T3837	Maple	10.0	300.0	4.0	Middle Age	Good	B1,2	3.6	40.7	Long	
T3838	Willow	20.0	800.0	8.0	Mature	Good	A1,2	9.6	289.5	Long	

Hinkley Point C Connection Project - Environment Statement Volume 5.21.2 Appendix 21A

Ref	Species	Height	Stem Dia.	Crown Radius (Crown spread for groups)	Maturity	Condition	BS5837 Tree Quality Assess.	Radius of RPA guide circle	BS5837 RPA Area	Estimated Remaining Contribution	TPO
	Common name/s	(m)	(mm)	(m)	Young, Middle Age, Mature	Good, Fair, Poor, Veteran	A,B,C,U (1,2,3)	(m)	(m2)	Long, Medium, Short	(Ref)
T3839	Maple	8.0	200.0	3.0	Young	Good	C1,2	2.4	18.1	Long	
T3840	Hawthorn	4.0	100.0	3.0	Middle Age	Good	C1	1.2	4.5	Long	
T3841	Willow	18.0	900.0	10.0	Mature	Good	A1,2	10.8	366.4	Long	
T3842	Willow	20.0	900.0	10.0	Mature	Good	A1,2	10.8	366.4	Long	
T3843	Willow	20.0	900.0	12.0	Mature	Good	B1	10.8	366.4	Long	
T3844	Maple	8.0	200.0	3.0	Young	Good	C1,2	2.4	18.1	Long	
T3845	Ash	8.0	200.0	2.0	Young	Good	C1,2	2.4	18.1	Long	
T3846	Ash	7.0	200.0	2.0	Young	Good	C1,2	2.4	18.1	Long	
T3847	Willow	18.0	900.0	11.0	Mature	Good	A1,2	10.8	366.4	Long	
T3848	Ash	13.0	500.0	5.0	Mature	Good	A1,2	6.0	113.1	Long	
T3849	Ash	12.0	300.0	5.0	Middle Age	Fair	B1,2	3.6	40.7	Long	
T3850	Ash	13.0	500.0	9.0	Mature	Good	A1,2	6.0	113.1	Long	
T3851	Ash	10.0	400.0	7.0	Middle Age	Fair	B1,2,3	4.8	72.4	Long	
T3852	Ash	14.0	400.0	6.0	Mature	Good	A1,2,3	4.8	72.4	Long	
T3853	Ash	11.0	400.0	5.0	Mature	Good	A1,2	4.8	72.4	Long	
T3854	Ash	11.0	300.0	10.0	Middle Age	Good	B1,2	3.6	40.7	Long	
T3855	Ash	10.0	400.0	5.0	Mature	Good	A1,2	4.8	72.4	Long	
T3856	Ash	9.0	400.0	8.0	Mature	Good	A1,2	4.8	72.4	Long	
T3857	Willow	10.0	900.0	6.0	Mature	Fair	B1	10.8	366.4	Long	
T3858	Ash	10.0	400.0	7.0	Mature	Good	A1,2,3	4.8	72.4	Long	
T3859	Apple	5.0	400.0	5.0	Middle Age	Veteran	A3	4.8	72.4	Long	
T3860	Maple	10.0	400.0	5.0	Mature	Good	B1,2	4.8	72.4	Long	
T3861	Willow	12.0	900.0	7.0	Mature	Veteran	A3	10.8	366.4	Long	
T3862	Maple	12.0	500.0	7.0	Mature	Good	A1,2	6.0	113.1	Long	
T3863	Apple	4.0	400.0	3.0	Middle Age	Veteran	A3	4.8	72.4	Long	
T3864	Ash	12.0	400.0	6.0	Mature	Good	A1,2	4.8	72.4	Long	
T3865	Ash	7.0	400.0	6.0	Middle Age	Fair	B1	4.8	72.4	Long	
T3866	Apple	5.0	400.0	4.0	Middle Age	Veteran	A3	4.8	72.4	Long	
T3867	Ash	12.0	400.0	5.0	Mature	Good	A1,2	4.8	72.4	Long	
T3868	Ash	10.0	200.0	3.0	Middle Age	Good	B1,2	2.4	18.1	Long	
T3869	Ash	11.0	300.0	4.0	Middle Age	Good	A1,2	3.6	40.7	Long	
T3870	Apple	8.0	400.0	7.0	Middle Age	Veteran	A3	4.8	72.4	Long	
T3871	Apple	5.0	400.0	3.0	Mature	Veteran	B1,3	4.8	72.4	Long	
T3872	Ash	12.0	400.0	5.0	Mature	Good	A1,2	4.8	72.4	Long	
T3873	Apple	5.0	400.0	3.0	Mature	Veteran	B1,3	4.8	72.4	Long	
T3874	Ash	11.0	400.0	6.0	Mature	Good	A1,2	4.8	72.4	Long	
T3875	Apple	4.0	500.0	8.0	Mature	Veteran	B1,3	6.0	113.1	Long	
T3876	Apple	6.0	400.0	4.0	Mature	Veteran	B1,3	4.8	72.4	Long	
T3877	Maple	9.0	500.0	8.0	Mature	Good	A1,2	6.0	113.1	Long	
T3878	Apple	4.0	400.0	6.0	Mature	Veteran	B1,3	4.8	72.4	Long	
T3879	Maple	7.0	300.0	3.0	Middle Age	Good	B1	3.6	40.7	Long	
T3880	Maple	7.0	500.0	7.0	Mature	Good	B1	6.0	113.1	Long	
T3881	Elm	4.0	100.0	1.0	Young	Good	C1	1.2	4.5	Short	
T3882	Ash	9.0	200.0	4.0	Middle Age	Good	A1	2.4	18.1	Long	
T3883	Ash	9.0	200.0	4.0	Middle Age	Fair	C2	2.4	18.1	Long	
T3884	Ash	16.0	400.0	7.0	Mature	Fair	B1,2	4.8	72.4	Long	
T3885	Maple	15.0	400.0	6.0	Middle Age	Fair	B2,3	4.8	72.4	Long	
T3886	Maple	14.0	400.0	7.0	Middle Age	Fair	B1,2	4.8	72.4	Long	

Hinkley Point C Connection Project - Environment Statement Volume 5.21.2 Appendix 21A

Ref	Species	Height	Stem Dia.	Crown Radius (Crown spread for groups)	Maturity	Condition	BS5837 Tree Quality Assess.	Radius of RPA guide circle	BS5837 RPA Area	Estimated Remaining Contribution	TPO
	Common name/s	(m)	(mm)	(m)	Young, Middle Age, Mature	Good, Fair, Poor, Veteran	A,B,C,U (1,2,3)	(m)	(m2)	Long, Medium, Short	(Ref)
T3887	Maple	14.0	400.0	6.0	Middle Age	Fair	B1,2	4.8	72.4	Long	
T3888	Maple	14.0	500.0	9.0	Mature	Good	B1,2	6.0	113.1	Long	
T3889	Ash	12.0	300.0	5.0	Middle Age	Good	A1	3.6	40.7	Long	
T3890	Ash	13.0	300.0	6.0	Middle Age	Good	A1	3.6	40.7	Long	
T3891	Oak	11.0	500.0	5.0	Middle Age	Good	A1	6.0	113.1	Long	
T3892	Oak	12.0	600.0	5.0	Middle Age	Good	A1	7.2	162.9	Long	
T3893	Ash	13.0	400.0	6.0	Middle Age	Good	A1	4.8	72.4	Long	
T3894	Oak	11.0	500.0	5.0	Middle Age	Good	A1	6.0	113.1	Long	
T3895	Oak	10.0	400.0	4.0	Middle Age	Good	A1	4.8	72.4	Long	
T3896	Ash	9.0	300.0	4.0	Middle Age	Good	A1	3.6	40.7	Long	
T3897	Ash	15.0	300.0	5.0	Middle Age	Good	A1	3.6	40.7	Long	
T3898	Ash	7.0	400.0	5.0	Mature	Good	A1	4.8	72.4	Long	
T3899	Ash	15.0	400.0	5.0	Mature	Good	A1	4.8	72.4	Long	
T3900	Ash	8.0	400.0	5.0	Middle Age	Good	A1	4.8	72.4	Long	
T3901	Ash	12.0	300.0	5.0	Middle Age	Good	B1,2	3.6	40.7	Long	
T3902	Ash	11.0	300.0	6.0	Middle Age	Good	B1,2	3.6	40.7	Long	
T3903	Ash	8.0	300.0	5.0	Middle Age	Good	B1	3.6	40.7	Long	
T3904	Maple	7.0	300.0	5.0	Mature	Good	B1	3.6	40.7	Long	
T3905	Ash	4.0	100.0	5.0	Middle Age	Fair	C1	1.2	4.5	Medium	
T3906	Hawthorn	4.0	200.0	4.0	Middle Age	Fair	C1	2.4	18.1	Medium	
T3907	Hawthorn	5.0	200.0	3.0	Middle Age	Good	C1	2.4	18.1	Long	
T3908	Willow	10.0	600.0	8.0	Mature	Fair	A1,3	7.2	162.9	Long	
T3909	Hawthorn	6.0	300.0	3.0	Mature	Good	B3	3.6	40.7	Long	
T3910	Hawthorn	5.0	200.0	3.0	Middle Age	Good	C1	2.4	18.1	Medium	
T3911	Hawthorn	5.0	300.0	3.0	Middle Age	Good	C1	3.6	40.7	Long	
T3912	Hawthorn	5.0	200.0	3.0	Middle Age	Good	B3	2.4	18.1	Long	
T3913	Ash	8.0	600.0	7.0	Mature	Good	A1	7.2	162.9	Long	
T3914	Willow	5.0	200.0	5.0	Middle Age	Fair	C1,2	2.4	18.1	Long	
T3915	Willow	7.0	300.0	8.0	Middle Age	Good	B1,2	3.6	40.7	Long	
T3916	Hawthorn	6.0	300.0	4.0	Mature	Good	B1,3	3.6	40.7	Long	
T3917	Maple	7.0	300.0	4.0	Young	Good	C1	3.6	40.7	Long	
T3918	Hawthorn	5.0	300.0	3.0	Mature	Good	B1,3	3.6	40.7	Long	
T3919	Elm	17.0	300.0	8.0	Mature	Good	A1,2,3	3.6	40.7	Medium	
T3920	Elm	8.0	100.0	1.0	Young	Fair	C1	1.2	4.5	Medium	
T3921	Elm	11.0	200.0	2.0	Middle Age	Fair	C1	2.4	18.1	Medium	
T3922	Oak	12.0	200.0	1.0	Young	Fair	C1	2.4	18.1	Long	
T3923	Ash	13.0	300.0	4.0	Middle Age	Good	B1,2	3.6	40.7	Long	
T3924	Ash	7.0	200.0	3.0	Young	Good	C1,2	2.4	18.1	Long	
T3925	Elm	14.0	500.0	6.0	Mature	Good	B1,2,3	6.0	113.1	Medium	
T3926	Elm	14.0	500.0	6.0	Mature	Good	B1,2,3	6.0	113.1	Medium	
T3927	Elm	14.0	500.0	6.0	Mature	Good	B1,2,3	6.0	113.1	Medium	
T3928	Hawthorn	4.0	200.0	2.0	Middle Age	Good	C1	2.4	18.1	Long	
T3929	Elm	13.0	400.0	5.0	Mature	Good	B1,2,3	4.8	72.4	Medium	
T3930	Maple	11.0	300.0	2.0	Young	Fair	C1	3.6	40.7	Long	
T3931	Elm	14.0	500.0	7.0	Mature	Good	B2,3	6.0	113.1	Short	
T3932	Maple	15.0	400.0	7.0	Middle Age	Good	B1	4.8	72.4	Long	
T3942	Willow	5.0	200.0	5.0	Middle Age	Good	C1	2.4	18.1	Long	
T3952	Ash	8.0	400.0	6.0	Middle Age	Good	B1	4.8	72.4	Long	

Hinkley Point C Connection Project - Environment Statement Volume 5.21.2 Appendix 21A

Ref	Species	Height	Stem Dia.	Crown Radius (Crown spread for groups)	Maturity	Condition	BS5837 Tree Quality Assess.	Radius of RPA guide circle	BS5837 RPA Area	Estimated Remaining Contribution	TPO
	Common name/s	(m)	(mm)	(m)	Young, Middle Age, Mature	Good, Fair, Poor, Veteran	A,B,C,U (1,2,3)	(m)	(m2)	Long, Medium, Short	(Ref)
T3953	Willow	10.0	300.0	6.0	Mature	Good	B1,2	3.6	40.7	Long	
T3954	Willow	14.0	500.0	7.0	Mature	Fair	B1,2,3	6.0	113.1	Long	
T3955	Willow	10.0	500.0	7.0	Mature	Fair	B1,3	6.0	113.1	Medium	
T3956	Hawthorn	6.0	200.0	8.0	Middle Age	Veteran	B3	2.4	18.1	Long	
T3957	Hawthorn	5.0	200.0	4.0	Middle Age	Good	B1	2.4	18.1	Long	
T3958	Willow	16.0	700.0	10.0	Mature	Good	B1	8.4	221.7	Long	
T3959	Willow	9.0	300.0	6.0	Middle Age	Good	C1,2	3.6	40.7	Long	
T3960	Willow	8.0	300.0	5.0	Mature	Good	B1	3.6	40.7	Long	
T3961	Willow	13.0	400.0	8.0	Mature	Good	A2	4.8	72.4	Long	
T3962	Willow	10.0	500.0	11.0	Mature	Fair	B1,2	6.0	113.1	Long	
T3963	Horse Chestnut	5.0	200.0	3.0	Young	Good	B1,2	2.4	18.1	Long	
T3964	Ash	12.0	550.0	6.0	Mature	Good	B2	6.6	136.8	Long	
T3965	Oak	11.0	620.0	8.0	Mature	Good	B2	7.4	173.9	Long	
T3966	Hawthorn	5.0	120.0	3.0	Mature	Fair	B3	1.4	6.5	Long	
T3967	Oak	12.0	650.0	12.0	Mature	Good	B2	7.8	191.1	Long	
T3968	Oak	8.0	300.0	5.0	Mature	Fair	C2	3.6	40.7	Long	
T3969	Ash	14.0	550.0	7.0	Mature	Fair	C2	6.6	136.8	Med	
T3970	Willow	6.0	75.0	2.0	Young	Fair	C3	0.9	2.5	Long	
T3971	Willow	6.0	75.0	2.0	Young	Fair	C3	0.9	2.5	Long	
T3972	Willow	6.0	75.0	2.0	Young	Fair	C3	0.9	2.5	Long	
T3973	Hawthorn	5.0	80.0	3.0	Mature	Good	C1	1.0	2.9	Long	
T3974	Hawthorn	5.0	90.0	3.0	Mature	Fair	C1	1.1	3.7	Long	
T3975	Hawthorn	4.0	80.0	4.0	Mature	Good	C1	1.0	2.9	Long	
T3976	Ash	13.0	720.0	6.0	Mature	Good	B2	8.6	234.5	Long	
T3977	Ash	14.0	700.0	4.0	Mature	Good	B2	8.4	221.7	Long	
T3978	Hawthorn	5.0	75.0	3.0	Mature	Good	C2	0.9	2.5	Long	
T3979	Ash	9.0	600.0	4.0	Middle Age	Poor	U1	0.0	0.0	Short	
T3980	Willow	4.0	750.0	4.0	Mature	Poor	C3	9.0	254.5	Med	
T3981	Ash	12.0	420.0	3.0	Mature	Poor	C3	5.0	79.8	Short	
T3982	Ash	10.0	450.0	4.0	Middle Age	Fair	C1	5.4	91.6	Medium	
T3983	Ash	6.0	250.0	3.0	Middle Age	Good	C1	3.0	28.3	Long	
T3984	Poplar	16.0	500.0	5.0	Middle Age	Good	B1	6.0	113.1	Long	

Hinkley Point C Connection Project - Environment Statement Volume 5.21.2 Appendix 21A

Ref	Species	Height	Stem Dia.	Crown Radius (Crown spread for groups)	Maturity	Condition	BS5837 Tree Quality Assess.	Radius of RPA guide circle	BS5837 RPA Area	Estimated Remaining Contribution	TPO
	Common name/s	(m)	(mm)	(m)	Young, Middle Age, Mature	Good, Fair, Poor, Veteran	A,B,C,U (1,2,3)	(m)	(m2)	Long, Medium, Short	(Ref)

Groups

G1	Willow; ash	8.0	100 - 200	3.0	Young	Good	A1,2	Refer to Drawing	n/a	Long	
G2	Crack willow; goat willow; hawthorn; goat willow; blackthorn	5.0	100 - 200	3.0	Young	Good	C1,2	Refer to Drawing	n/a	Long	
G3	Alder; ash; willow; field maple	9.0	100 - 200	3.0	Middle Age	Good	A1,2	Refer to Drawing	n/a	Long	
G5	Willow; dogwood; field maple; ash	5.0	100 - 200	3.0	Middle Age	Good	A1,2	Refer to Drawing	n/a	Long	
G6	Crack willow; alder; hawthorn; goat willow	10.0	100 - 300	4.0	Middle Age	Good	B1,2	Refer to Drawing	n/a	Long	
G7	Hawthorn; cherry; beech; hornbeam; blackthorn; elm; goat willow	8.0	100 - 200	6.0	Middle Age	Good	C2	Refer to Drawing	n/a	Long	
G8	Willow; dogwood; sycamore; alder; ash; elm	9.0	100 - 200	4.0	Middle Age	Good	A1,2	Refer to Drawing	n/a	Long	
G9	Elm	7.0	100 - 200	6.0	Middle Age	Good	C2	Refer to Drawing	n/a	Medium	
G10	Crack willow; damson; elm	6.0	100 - 200	4.0	Middle Age	Good	C2	Refer to Drawing	n/a	Long	
G12	Crack willow; elm; ash; hawthorn; elder; goat willow	13.0	100 - 400	5.0	Middle Age	Good	C2,3	Refer to Drawing	n/a	Long	
G13	Elm	5.0	100 - 100	2.0	Young	Good	C2	Refer to Drawing	n/a	Medium	
G14	Ash; crack willow; dogwood; hawthorn	13.0	100 - 400	9.0	Middle Age	Good	B2,3	Refer to Drawing	n/a	Long	
G15	Crack willow; ash; hawthorn; dogwood; goat willow; oak; elm; alder	13.0	100 - 300	5.0	Middle Age	Good	B2,3	Refer to Drawing	n/a	Long	
G16	Elm; hawthorn; ash	11.0	100 - 300	4.0	Middle Age	Good	C2,3	Refer to Drawing	n/a	Long	
G17	Hybrid poplar	18.0	200 - 400	10.0	Middle Age	Good	B2	Refer to Drawing	n/a	Long	
G18	Crack willow; ash; hawthorn; purging buckthorn	7.0	100 - 300	3.0	Middle Age	Fair	C2	Refer to Drawing	n/a	Long	
G19	Ash; hawthorn	6.0	100 - 200	3.0	Middle Age	Fair	C2	Refer to Drawing	n/a	Long	
G20	Ash; hawthorn	6.0	100 - 200	4.0	Middle Age	Fair	C2	Refer to Drawing	n/a	Long	
G21	Ash; hawthorn	7.0	100 - 300	4.0	Middle Age	Good	C2	Refer to Drawing	n/a	Long	
G22	Ash; crack willow; goat willow; hawthorn; elm; elder	12.0	100 - 400	8.0	Middle Age	Good	C2	Refer to Drawing	n/a	Long	
G23	Ash; hawthorn; crab apple	11.0	100 - 300	6.0	Middle Age	Good	C2,3	Refer to Drawing	n/a	Long	
G24	Ash	10.0	100 - 300	4.0	Middle Age	Fair	C2,3	Refer to Drawing	n/a	Medium	
G25	Elm	3.0	100 - 200	2.0	Young	Good	C2	Refer to Drawing	n/a	Medium	
G26	Crack willow; hawthorn; ash	11.0	100 - 500	6.0	Middle Age	Fair	C2,3	Refer to Drawing	n/a	Long	
G27	Cherry	10.0	100 - 400	5.0	Middle Age	Good	C2	Refer to Drawing	n/a	Long	
G28	Elm	3.0	100 - 100	1.0	Young	Good	C2	Refer to Drawing	n/a	Medium	
G29	Cherry	5.0	100 - 100	3.0	Young	Good	C2	Refer to Drawing	n/a	Long	
G30	Cherry	5.0	100 - 200	5.0	Middle Age	Good	C2	Refer to Drawing	n/a	Long	
G31	Elm	5.0	100 - 100	2.0	Young	Good	C2	Refer to Drawing	n/a	Medium	
G32	Elm	6.0	100 - 100	2.0	Young	Good	C2	Refer to Drawing	n/a	Medium	
G33	Crack willow; elm species; hawthorn; ash	9.0	100 - 300	4.0	Middle Age	Good	C2	Refer to Drawing	n/a	Long	
G34	Hybrid black poplar; lime; ash; wych elm; hawthorn	15.0	200 - 500	10.0	Middle Age	Good	B2,3	Refer to Drawing	n/a	Long	
G35	Ash; crack willow; goat willow; wych elm	16.0	100 - 400	4.0	Middle Age	Good	C2,3	Refer to Drawing	n/a	Long	
G36	Lawson cypress	6.0	100 - 200	3.0	Middle Age	Good	C2	Refer to Drawing	n/a	Medium	
G37	Hawthorn; dogwood; grey willow; crack willow	6.0	100 - 200	4.0	Middle Age	Good	C1,2	Refer to Drawing	n/a	Long	
G38	Elm; ash; hazel; hawthorn; willow	11.0	100 - 300	4.0	Mature	Good	A1,2	Refer to Drawing	n/a	Long	
G39	Elm; willow	5.0	100 - 200	2.0	Young	Good	B1,2	Refer to Drawing	n/a	Long	
G40	Willow; field maple; hawthorn; poplar	7.0	200 - 200	3.0	Middle Age	Good	B1,2	Refer to Drawing	n/a	Long	
G42	Goat willow; hawthorn; poplar; elm	6.0	100 - 200	4.0	Middle Age	Good	B1,2	Refer to Drawing	n/a	Medium	
G43	White poplar	11.0	300 - 400	8.0	Middle Age	Good	B1,2	Refer to Drawing	n/a	Long	
G44	Scots pine; white poplar; silver birch; ash; field maple	11.0	100 - 400	7.0	Mature	Good	A1,2	Refer to Drawing	n/a	Long	
G45	Grey poplar; black poplar; ash; cherry; white poplar	12.0	100 - 400	8.0	Middle Age	Good	B1,2	Refer to Drawing	n/a	Long	
G46	White poplar; hawthorn	13.0	200 - 400	8.0	Mature	Good	A1,2	Refer to Drawing	n/a	Long	
G47	White poplar; black poplar; ash; Norway maple	22.0	200 - 500	9.0	Mature	Good	A1,2	Refer to Drawing	n/a	Long	
G51	White poplar; silver birch; grey poplar;crack willow	17.0	100 - 300	7.0	Middle Age	Good	B1,2	Refer to Drawing	n/a	Long	
G53	White poplar; crack willow; goat willow; alder; oak	13.0	200 - 500	8.0	Middle Age	Good	A1,2,3	Refer to Drawing	n/a	Long	
G54	Hawthorn	3.0	100 - 100	2.0	Middle Age	Good	C1,2	Refer to Drawing	n/a	Long	

Hinkley Point C Connection Project - Environment Statement Volume 5.21.2 Appendix 21A

Ref	Species	Height	Stem Dia.	Crown Radius (Crown spread for groups)	Maturity	Condition	BS5837 Tree Quality Assess.	Radius of RPA guide circle	BS5837 RPA Area	Estimated Remaining Contribution	TPO
	Common name/s	(m)	(mm)	(m)	Young, Middle Age, Mature	Good, Fair, Poor, Veteran	A,B,C,U (1,2,3)	(m)	(m2)	Long, Medium, Short	(Ref)
G55	Hawthorn	4.0	100 - 100	3.0	Middle Age	Good	C1,2	Refer to Drawing	n/a	Long	
G56	Hawthorn	4.0	100 - 100	3.0	Middle Age	Good	B1,2	Refer to Drawing	n/a	Long	
G57	Grey poplar; goat willow	10.0	100 - 200	4.0	Middle Age	Good	B1,2	Refer to Drawing	n/a	Long	
G58	Ash; hawthorn; elm; oak	4.0	100 - 100	5.0	Middle Age	Good	B1,2	Refer to Drawing	n/a	Long	
G59	Oak; Italian alder; hawthorn	10.0	100 - 300	5.0	Middle Age	Good	B1,2	Refer to Drawing	n/a	Long	
G60	Wild cherry	7.0	100 - 100	3.0	Middle Age	Good	C1,2	Refer to Drawing	n/a	Long	
G61	Hawthorn	4.0	100 - 100	3.0	Middle Age	Fair	C1,2	Refer to Drawing	n/a	Long	
G62	Hawthorn	4.0	100 - 100	3.0	Middle Age	Good	B1,2	Refer to Drawing	n/a	Long	
G63	Elm; hawthorn	5.0	100 - 200	3.0	Young	Fair	C1,2	Refer to Drawing	n/a	Medium	
G64	Hawthorn	3.0	100 - 100	2.0	Middle Age	Fair	C1,2	Refer to Drawing	n/a	Long	
G65	Hawthorn	4.0	100 - 100	3.0	Middle Age	Good	B1,2	Refer to Drawing	n/a	Long	
G66	Hawthorn	4.0	100 - 100	3.0	Middle Age	Good	B1,2	Refer to Drawing	n/a	Long	
G67	Hawthorn	5.0	100 - 200	3.0	Mature	Good	B1,2	Refer to Drawing	n/a	Long	
G68	Oak; willow; hawthorn	10.0	100 - 300	6.0	Middle Age	Good	B1,2	Refer to Drawing	n/a	Long	
G69	Hawthorn	4.0	100 - 100	3.0	Middle Age	Fair	C1,2	Refer to Drawing	n/a	Long	
G70	Hawthorn	5.0	100 - 100	3.0	Middle Age	Good	B1,2	Refer to Drawing	n/a	Long	
G71	Hawthorn	5.0	100 - 200	3.0	Middle Age	Good	B1,2	Refer to Drawing	n/a	Long	
G72	Ash; crack willow	9.0	100 - 300	6.0	Middle Age	Fair	B1,2,3	Refer to Drawing	n/a	Long	
G73	Black poplar; aspen	12.0	200 - 400	8.0	Middle Age	Good	B1,2	Refer to Drawing	n/a	Long	
G75	Grey pop; crack willow; black pop	22.0	400 - 600	8.0	Mature	Good	A1,2,3	Refer to Drawing	n/a	Long	
G76	Black pop; ash; crack willow; hawthorn	20.0	200 - 600	13.0	Mature	Good	A1,2,3	Refer to Drawing	n/a	Long	
G77	Norway maple	10.0	200 - 400	8.0	Middle Age	Good	B1,2	Refer to Drawing	n/a	Long	
G78	Crack willow; elder; laurel	8.0	100 - 200	3.0	Middle Age	Good	B1,2	Refer to Drawing	n/a	Long	
G79	Crack willow	10.0	100 - 300	6.0	Middle Age	Good	B1,2	Refer to Drawing	n/a	Long	
G80	Horse chestnut; silver birch; ash	9.0	200 - 400	7.0	Middle Age	Good	A1,2	Refer to Drawing	n/a	Long	
G81	White poplar; ornamental cherry; Norway maple	16.0	200 - 600	9.0	Mature	Good	A1,2	Refer to Drawing	n/a	Long	
G82	Lombardy poplar; Norway maple	14.0	200 - 700	6.0	Middle Age	Fair	B1,2,3	Refer to Drawing	n/a	Long	
G83	Crack willow; hawthorn	9.0	100 - 400	8.0	Young	Fair	C1,2,3	Refer to Drawing	n/a	Medium	
G84	English elm; hawthorn; ash; crack willow	10.0	100 - 300	8.0	Middle Age	Good	B1,2	Refer to Drawing	n/a	Medium	
G85	Elm; hawthorn; sessile oak	6.0	100 - 200	3.0	Young	Fair	C1,2	Refer to Drawing	n/a	Medium	
G86	Lombardy poplar	14.0	300 - 500	7.0	Middle Age	Fair	B1,2	Refer to Drawing	n/a	Long	
G87	Goat willow; hawthorn; buddleia; elm	8.0	100 - 200	8.0	Middle Age	Good	B1,2	Refer to Drawing	n/a	Long	
G88	White poplar; ornamental cherry; elder; Norway maple	15.0	200 - 600	8.0	Middle Age	Good	B1,2	Refer to Drawing	n/a	Long	
G89	Small leaved lime; viburnum; rowan; ash	9.0	100 - 300	6.0	Middle Age	Good	B1,2	Refer to Drawing	n/a	Long	
G90	Crack willow; hawthorn; elder	9.0	100 - 300	8.0	Mature	Good	B1,2	Refer to Drawing	n/a	Medium	
G91	Elm; hawthorn; ash; goat willow	10.0	100 - 300	5.0	Middle Age	Fair	C1,2	Refer to Drawing	n/a	Medium	
G92	Ash; crack willow; Norway maple; hawthorn	7.0	200 - 500	9.0	Mature	Good	A1,2,3	Refer to Drawing	n/a	Long	
G93	White poplar	16.0	300 - 500	7.0	Mature	Good	B1,2	Refer to Drawing	n/a	Long	
G96	Willow; silver birch; sycamore	9.0	100 - 300	6.0	Middle Age	Fair	C2	Refer to Drawing	n/a	Medium	TPO577 BCC
G97	Willow; silver birch; sycamore	9.0	100 - 300	5.0	Middle Age	Fair	C2	Refer to Drawing	n/a	Long	
G98	Willow; buddleia	6.0	100 - 200	5.0	Middle Age	Good	B2	Refer to Drawing	n/a	Long	
G99	Sea buckthorn; buddleia	5.0	100 - 200	3.0	Middle Age	Fair	C2	Refer to Drawing	n/a	Medium	
G100	Sea buckthorn; grey willow; goat willow; dogwood; silver birch	5.0	100 - 100	3.0	Middle Age	Good	C1,2	Refer to Drawing	n/a	Long	
G101	Hazel; silver birch; cherry	4.0	100 - 100	3.0	Young	Good	C1,2	Refer to Drawing	n/a	Long	
G102	Hawthorn	4.0	100 - 100	2.0	Middle Age	Fair	C1,2	Refer to Drawing	n/a	Long	
G104	Elm; hawthorn; elder	7.0	100 - 200	3.0	Middle Age	Fair	B1,2	Refer to Drawing	n/a	Long	
G105	Hawthorn; blackthorn	4.0	100 - 100	2.0	Mature	Fair	C2	Refer to Drawing	n/a	Long	
G106	Crack Willow; Grey Willow; Hawthorn; Goat Willow	10.0	100 - 400	7.0	Mature	Good	B1,2	Refer to Drawing	n/a	Long	

Hinkley Point C Connection Project - Environment Statement Volume 5.21.2 Appendix 21A

Ref	Species	Height	Stem Dia.	Crown Radius (Crown spread for groups)	Maturity	Condition	BS5837 Tree Quality Assess.	Radius of RPA guide circle	BS5837 RPA Area	Estimated Remaining Contribution	TPO
	Common name/s	(m)	(mm)	(m)	Young, Middle Age, Mature	Good, Fair, Poor, Veteran	A,B,C,U (1,2,3)	(m)	(m2)	Long, Medium, Short	(Ref)
G107	Crack willow; ash; field maple; hazel; oak	9.0	100 - 300	4.0	Middle Age	Good	B1,2	Refer to Drawing	n/a	Long	
G108	Hawthorn; elder	3.0	100 - 100	2.0	Middle Age	Fair	C2	Refer to Drawing	n/a	Medium	
G109	Hawthorn	4.0	100 - 100	2.0	Mature	Fair	C2	Refer to Drawing	n/a	Long	
G110	Hawthorn; elder	5.0	100 - 100	3.0	Middle Age	Fair	B2	Refer to Drawing	n/a	Long	
G111	Hawthorn; willow; field maple; elm	6.0	100 - 200	3.0	Middle Age	Good	B1,2	Refer to Drawing	n/a	Long	
G112	Hawthorn; elder	5.0	100 - 100	4.0	Middle Age	Good	B2	Refer to Drawing	n/a	Long	
G113	Hawthorn Buddleia;buddleia	4.0	100 - 100	3.0	Middle Age	Fair	B2	Refer to Drawing	n/a	Long	
G114	Crack willow; hawthorn; elm	9.0	100 - 400	8.0	Mature	Good	B1,2,3	Refer to Drawing	n/a	Long	
G115	Hawthorn	6.0	100 - 200	3.0	Mature	Fair	C1,2	Refer to Drawing	n/a	Long	
G116	Hawthorn	3.0	100 - 100	4.0	Young	Fair	C2	Refer to Drawing	n/a	Medium	
G117	Hawthorn; elder	5.0	100 - 100	3.0	Middle Age	Fair	U	Refer to Drawing	n/a	Medium	
G118	Willow; pine; poplar	7.0	100 - 200	5.0	Young	Fair	C2	Refer to Drawing	n/a	Medium	
G119	Poplar; willow	6.0	100 - 100	2.0	Middle Age	Fair	B2	Refer to Drawing	n/a	Long	
G120	Willow; hawthorn; blackthorn	4.0	100 - 200	5.0	Young	Good	B1,2	Refer to Drawing	n/a	Long	
G121	Hawthorn; buddleia	5.0	0 - 100	3.0	Middle Age	Fair	B2	Refer to Drawing	n/a	Medium	
G122	Hawthorn; willow	5.0	100 - 100	3.0	Middle Age	Fair	C2	Refer to Drawing	n/a	Medium	
G123	Hawthorn; elm; hazel; ash	4.0	100 - 200	3.0	Young	Good	B1,2	Refer to Drawing	n/a	Long	
G124	Hawthorn; elm	6.0	100 - 200	5.0	Middle Age	Fair	B1,2	Refer to Drawing	n/a	Medium	
G125	Ash; elm; hawthorn	7.0	100 - 200	3.0	Young	Good	B1,2	Refer to Drawing	n/a	Long	
G126	Ash; oak; cherry	8.0	100 - 200	5.0	Middle Age	Good	B2	Refer to Drawing	n/a	Long	
G127	Ash; oak; cherry	8.0	100 - 200	5.0	Middle Age	Good	B2	Refer to Drawing	n/a	Long	
G128	Ash; field maple; scots pine; hawthorn; birch	9.0	100 - 300	6.0	Middle Age	Good	A1,2	Refer to Drawing	n/a	Long	
G129	Crack willow; silver birch	15.0	200 - 400	8.0	Mature	Good	A1,2,3	Refer to Drawing	n/a	Long	
G130	Crack willow; ash; oak; cherry; hazel; blackthorn	15.0	100 - 600	10.0	Mature	Good	A1,2,3	Refer to Drawing	n/a	Long	
G131	Ash; wild cherry; Norway maple; field maple	10.0	200 - 300	6.0	Middle Age	Good	B1,2	Refer to Drawing	n/a	Long	
G132	Wild cherry; field maple;Norway maple	8.0	200 - 300	5.0	Middle Age	Good	B1,2	Refer to Drawing	n/a	Long	
G133	Goat willow; cherry; ash; field maple	7.0	100 - 300	2.0	Young	Good	C2	Refer to Drawing	n/a	Long	
G134	Willow; silver birch	15.0	100 - 400	7.0	Mature	Good	A1,2	Refer to Drawing	n/a	Long	
G135	Ash; cherry; maple	9.0	100 - 200	3.0	Middle Age	Good	B1,2	Refer to Drawing	n/a	Long	
G136	Ash; willow; cherry; field maple	6.0	100 - 200	2.0	Young	Good	C2	Refer to Drawing	n/a	Long	
G138	Crack willow; black poplar; grey poplar	14.0	300 - 500	8.0	Mature	Good	A1,2	Refer to Drawing	n/a	Long	
G139	Willow; cherry; alder; poplar; hawthorn	12.0	100 - 400	7.0	Mature	Good	A1,2	Refer to Drawing	n/a	Long	
G140	Ash; horse chestnut; sycamore	14.0	100 - 400	8.0	Mature	Good	A1,2,3	Refer to Drawing	n/a	Long	
G142	Ash; sycamore; cherry	9.0	100 - 300	5.0	Middle Age	Good	B1,2	Refer to Drawing	n/a	Long	
G143	Black poplar	24.0	100 - 400	8.0	Mature	Good	A1,2	Refer to Drawing	n/a	Long	
G145	Sycamore; dogwood; goat willow; ash; white poplar	9.0	100 - 300	4.0	Middle Age	Good	B2	Refer to Drawing	n/a	Long	
G146	Hawthorn; elder; dogwood; blackthorn	5.0	100 - 200	3.0	Middle Age	Good	B2	Refer to Drawing	n/a	Long	
G147	Common alder	16.0	300 - 500	8.0	Mature	Good	A1,2,3	Refer to Drawing	n/a	Long	
G148	Ash; crack willow; holly; hawthorn; common alder	8.0	100 - 400	4.0	Middle Age	Good	C2	Refer to Drawing	n/a	Long	
G149	Field maple; hawthorn; ash; willow; silver birch; oak; hazel; cherry	8.0	100 - 300	4.0	Middle Age	Good	B1,2	Refer to Drawing	n/a	Long	
G150	Goat willow; hawthorn	5.0	100 - 200	3.0	Middle Age	Fair	C2	Refer to Drawing	n/a	Long	
G151	Ash; oak	12.0	100 - 300	6.0	Middle Age	Good	B1,2	Refer to Drawing	n/a	Long	
G152	Ash; hawthorn; sycamore; field maple	9.0	200 - 400	5.0	Middle Age	Good	B1	Refer to Drawing	n/a	Long	
G153	Ash; hawthorn; English elm; field maple; apple	7.0	100 - 200	5.0	Middle Age	Fair	C2	Refer to Drawing	n/a	Long	
G154	Common beech	7.0	100 - 100	5.0	Middle Age	Fair	B2	Refer to Drawing	n/a	Long	
G155	Hawthorn; field maple	3.0	100 - 100	2.0	Young	Good	C1	Refer to Drawing	n/a	Long	
G156	Field maple; hazel; hawthorn	6.0	100 - 200	6.0	Middle Age	Fair	C2	Refer to Drawing	n/a	Long	
G157	Sycamore; field maple; hazel; English elm	8.0	200 - 300	4.0	Middle Age	Good	B1,2	Refer to Drawing	n/a	Long	

Hinkley Point C Connection Project - Environment Statement Volume 5.21.2 Appendix 21A

Ref	Species	Height	Stem Dia.	Crown Radius (Crown spread for groups)	Maturity	Condition	BS5837 Tree Quality Assess.	Radius of RPA guide circle	BS5837 RPA Area	Estimated Remaining Contribution	TPO
	Common name/s	(m)	(mm)	(m)	Young, Middle Age, Mature	Good, Fair, Poor, Veteran	A, B, C, U (1,2,3)	(m)	(m2)	Long, Medium, Short	(Ref)
G158	Apple; cherry laurel	6.0	100 - 200	2.0	Middle Age	Fair	C2	Refer to Drawing	n/a	Long	
G159	Leyland cypress	12.0	200 - 300	3.0	Middle Age	Good	C2	Refer to Drawing	n/a	Long	
G160	English elm	7.0	100 - 200	3.0	Middle Age	Good	B2	Refer to Drawing	n/a	Medium	
G161	Ash; hawthorn	3.0	100 - 100	2.0	Young	Good	C1	Refer to Drawing	n/a	Long	
G162	Ash; wych elm	5.0	100 - 300	3.0	Middle Age	Good	C1	Refer to Drawing	n/a	Long	
G164	Ash; oak; blackthorn; hawthorn; hazel; field maple; holly	18.0	100 - 600	8.0	Mature	Good	A1,2,3	Refer to Drawing	n/a	Long	
G166	Field maple; hawthorn; oak; blackthorn; holly; hazel	11.0	100 - 500	8.0	Mature	Good	A1,2,3	Refer to Drawing	n/a	Long	
G168	Oak; hawthorn; sycamore	8.0	100 - 300	4.0	Mature	Good	C2	Refer to Drawing	n/a	Long	
G169	Ash; hawthorn	12.0	300 - 600	6.0	Mature	Good	B1,2,3	Refer to Drawing	n/a	Long	
G170	Ash; oak; sycamore	15.0	200 - 400	8.0	Mature	Good	A2,3	Refer to Drawing	n/a	Long	
G171	Scots pine	16.0	300 - 500	7.0	Mature	Good	B2	Refer to Drawing	n/a	Long	
G172	Ash	17.0	500 - 500	7.0	Mature	Fair	C1,2	Refer to Drawing	n/a	Long	
G173	Goat willow; sycamore	7.0	100 - 200	3.0	Mature	Good	C2	Refer to Drawing	n/a	Long	
G174	Beech; oak; sycamore	18.0	100 - 600	8.0	Mature	Good	B2,3	Refer to Drawing	n/a	Long	
G175	Scots pine	14.0	300 - 500	7.0	Mature	Fair	C2	Refer to Drawing	n/a	Medium	
G176	Scots pine	13.0	300 - 500	6.0	Mature	Fair	C2	Refer to Drawing	n/a	Medium	
G177	Sycamore; ash	16.0	300 - 600	7.0	Mature	Good	B2	Refer to Drawing	n/a	Long	
G178	Goat willow; hawthorn; holly	7.0	200 - 500	3.0	Mature	Good	C2,3	Refer to Drawing	n/a	Long	
G179	Hawthorn; sycamore	6.0	100 - 400	2.0	Mature	Good	C2	Refer to Drawing	n/a	Long	
G180	Ash; sycamore; oak	15.0	400 - 800	8.0	Middle Age	Good	A2	Refer to Drawing	n/a	Long	
G181	Beech	15.0	600 - 900	9.0	Mature	Good	A2	Refer to Drawing	n/a	Long	
G182	Holly; goat willow; hawthorn	9.0	100 - 300	3.0	Mature	Good	C2	Refer to Drawing	n/a	Long	
G183	Hybrid poplar	2.0	100 - 100	1.0	Young	Good	C2	Refer to Drawing	n/a	Long	
G184	Hybrid poplar	2.0	100 - 100	1.0	Young	Good	C2	Refer to Drawing	n/a	Long	
G185	Hybrid poplar	12.0	100 - 200	4.0	Middle Age	Good	C2	Refer to Drawing	n/a	Long	
G186	Ash; sycamore	15.0	400 - 700	7.0	Mature	Good	A1,2	Refer to Drawing	n/a	Long	
G187	Cherry; oak; ash; field maple; elder; hazel	20.0	100 - 600	6.0	Middle Age	Good	A1,2	Refer to Drawing	n/a	Long	
G188	Oak; sycamore; ash	18.0	100 - 600	7.0	Middle Age	Good	A1,2	Refer to Drawing	n/a	Long	
G189	Hawthorn; oak	6.0	100 - 300	3.0	Middle Age	Good	A1,2	Refer to Drawing	n/a	Long	
G190	Ash; oak; hazel; elder	20.0	100 - 700	7.0	Middle Age	Good	A1,2	Refer to Drawing	n/a	Long	
G191	Hawthorn	6.0	100 - 100	3.0	Middle Age	Good	B1,2	Refer to Drawing	n/a	Long	
G192	Oak; Sweet chestnut	16.0	400 - 800	8.0	Mature	Good	B2	Refer to Drawing	n/a	Long	
G193	Ash; English oak; hazel; wych elm; field maple; hawthorn	22.0	200 - 800	0.0	Mature	Good	A1,2,3	Refer to Drawing	n/a	Long	
G194	Ash; field maple; wych elm; blackthorn	26.0	200 - 800	0.0	Mature	Good	A1,2,3	Refer to Drawing	n/a	Long	
G195	Hazel; blackthorn	5.0	100 - 200	3.0	Middle Age	Fair	C2	Refer to Drawing	n/a	Long	
G196	Ash	13.0	200 - 300	4.0	Middle Age	Good	C2	Refer to Drawing	n/a	Long	
G197	Ash; English oak; hazel; field maple	16.0	200 - 700	7.0	Mature	Good	B1,2	Refer to Drawing	n/a	Long	
G198	Elder; hawthorn	6.0	100 - 200	3.0	Middle Age	Fair	C2	Refer to Drawing	n/a	Medium	
G199	Ash; English oak; hazel; hawthorn	17.0	300 - 800	8.0	Mature	Good	B1,2	Refer to Drawing	n/a	Long	
G200	Small leaved lime	6.0	500 - 900	17.0	Mature	Good	A1,2	Refer to Drawing	n/a	Long	
G201	Hazel	7.0	100 - 600	0.0	Mature	Good	B1,2,3	Refer to Drawing	n/a	Long	
G202	Ash; field maple; hawthorn	13.0	200 - 500	4.0	Middle Age	Good	B2	Refer to Drawing	n/a	Long	
G203	Horse chestnut	7.0	300 - 400	4.0	Middle Age	Fair	C2	Refer to Drawing	n/a	Medium	
G204	Lawson's cypress	13.0	200 - 300	2.0	Middle Age	Good	B2	Refer to Drawing	n/a	Long	
G205	Lombardy poplar	20.0	500 - 600	3.0	Middle Age	Fair	B1	Refer to Drawing	n/a	Medium	
G206	Hybrid black poplar	22.0	400 - 500	4.0	Middle Age	Good	C2	Refer to Drawing	n/a	Long	
G207	Leyland cypress	14.0	400 - 500	3.0	Middle Age	Good	B2	Refer to Drawing	n/a	Long	
G208	Leyland cypress	20.0	400 - 500	3.0	Middle Age	Good	B1,2	Refer to Drawing	n/a	Long	

Hinkley Point C Connection Project - Environment Statement Volume 5.21.2 Appendix 21A

Ref	Species	Height	Stem Dia.	Crown Radius (Crown spread for groups)	Maturity	Condition	BS5837 Tree Quality Assess.	Radius of RPA guide circle	BS5837 RPA Area	Estimated Remaining Contribution	TPO
	Common name/s	(m)	(mm)	(m)	Young, Middle Age, Mature	Good, Fair, Poor, Veteran	A,B,C,U (1,2,3)	(m)	(m2)	Long, Medium, Short	(Ref)
G209	Italian alder	12.0	200 - 300	2.0	Middle Age	Good	C1	Refer to Drawing	n/a	Long	
G210	English elm; Lawson's cypress	6.0	100 - 200	2.0	Young	Fair	C2	Refer to Drawing	n/a	Medium	
G211	Horse chestnut; English elm	5.0	100 - 200	3.0	Middle Age	Fair	C2	Refer to Drawing	n/a	Long	
G212	Italian alder	11.0	200 - 300	3.0	Middle Age	Good	B2	Refer to Drawing	n/a	Long	
G213	Osier; Italian alder	10.0	100 - 200	3.0	Middle Age	Good	C2	Refer to Drawing	n/a	Long	
G214	Italian alder	6.0	300 - 300	2.0	Middle Age	Fair	C2	Refer to Drawing	n/a	Medium	
G215	Italian alder	13.0	300 - 300	3.0	Middle Age	Poor	C2	Refer to Drawing	n/a	Medium	
G216	Cherry; damson; cedar; birch; field maple	7.0	100 - 300	4.0	Middle Age	Good	C2	Refer to Drawing	n/a	Long	
G217	Leyland cypress	15.0	300 - 400	3.0	Middle Age	Good	B2	Refer to Drawing	n/a	Long	
G218	Norway maple; sycamore; rowan; willow	11.0	200 - 300	4.0	Middle Age	Good	B2	Refer to Drawing	n/a	Long	
G219	Ash; field maple; elm; black locust	13.0	300 - 500	5.0	Middle Age	Fair	C2	Refer to Drawing	n/a	Long	
G220	Hybrid black poplar	25.0	400 - 500	4.0	Middle Age	Fair	B2	Refer to Drawing	n/a	Long	
G221	Apple	6.0	200 - 300	3.0	Middle Age	Fair	C1	Refer to Drawing	n/a	Medium	
G222	Leyland cypress	18.0	300 - 400	3.0	Middle Age	Good	B2	Refer to Drawing	n/a	Long	
G223	Ash; white willow; hawthorn	5.0	100 - 200	2.0	Young	Good	C2	Refer to Drawing	n/a	Long	
G224	Italian alder; ash	13.0	200 - 300	4.0	Middle Age	Good	B2	Refer to Drawing	n/a	Long	
G225	Hawthorn; elder	5.0	100 - 200	2.0	Middle Age	Fair	C2	Refer to Drawing	n/a	Medium	TPO698 NSomerset
G226	Hawthorn; ash; elder	5.0	100 - 200	2.0	Middle Age	Poor	U	Refer to Drawing	n/a	Medium	TPO439 NSomerset
G227	Elder Ash	6.0	100 - 200	2.0	Middle Age	Poor	C2	Refer to Drawing	n/a	Medium	TPO439 NSomerset
G228	Ash; hazel; cherry; laurel; lime	8.0	100 - 300	3.0	Middle Age	Good	B2	Refer to Drawing	n/a	Long	
G229	Ash; English oak; hawthorn; field maple; blackthorn	8.0	100 - 300	3.0	Middle Age	Good	C2	Refer to Drawing	n/a	Long	
G230	Hawthorn; oak; willow	8.0	100 - 200	3.0	Mature	Good	A1,2	Refer to Drawing	n/a	Long	
G231	Grey poplar; black poplar; crack willow; grey willow; hawthorn; oak	16.0	200 - 500	9.0	Middle Age	Fair	A1,2,3	Refer to Drawing	n/a	Long	
G232	Blackthorn; hawthorn	5.0	100 - 200	3.0	Mature	Fair	B1,2	Refer to Drawing	n/a	Long	
G234	English elm; hawthorn; elder	6.0	100 - 200	2.0	Young	Good	C2	Refer to Drawing	n/a	Long	
G235	Hawthorn; blackthorn; oak; willow	12.0	300 - 500	6.0	Mature	Good	A1,2,3	Refer to Drawing	n/a	Long	
G236	Alder; hawthorn; ash	11.0	300 - 500	6.0	Mature	Good	A1,2,3	Refer to Drawing	n/a	Long	
G237	Oak; alder	13.0	300 - 600	7.0	Mature	Good	A1,2,3	Refer to Drawing	n/a	Long	
G238	Oak; ash	14.0	400 - 700	9.0	Mature	Fair	A1,2,3	Refer to Drawing	n/a	Long	
G239	Oak; ash; beech	12.0	100 - 1000	13.0	Mature	Good	A1,2,3	Refer to Drawing	n/a	Long	
G240	Hawthorn; oak; ash; willow	14.0	100 - 1600	12.0	Mature	Good	A1,2,3	Refer to Drawing	n/a	Long	
G241	Ash; willow; hawthorn	14.0	100 - 500	8.0	Mature	Good	A1,2	Refer to Drawing	n/a	Long	
G242	Field maple; willow	6.0	100 - 400	3.0	Middle Age	Good	C2	Refer to Drawing	n/a	Long	
G243	Aspen	12.0	500 - 600	5.0	Mature	Good	B1,2	Refer to Drawing	n/a	Medium	
G244	Crack Willow	11.0	100 - 300	4.0	Young	Good	C2	Refer to Drawing	n/a	Long	
G245	Field maple	7.0	200 - 500	3.0	Middle Age	Good	B2	Refer to Drawing	n/a	Long	
G246	Hawthorn; field maple	6.0	100 - 200	2.0	Middle Age	Good	C2	Refer to Drawing	n/a	Long	
G247	Ash	13.0	200 - 400	5.0	Mature	Good	A1,2,3	Refer to Drawing	n/a	Long	
G248	Hawthorn	7.0	100 - 200	3.0	Mature	Fair	C2	Refer to Drawing	n/a	Medium	
G250	Ash; oak; hawthorn	13.0	300 - 500	6.0	Mature	Good	A1	Refer to Drawing	n/a	Long	
G251	Ash; willow; hawthorn	11.0	400 - 800	9.0	Mature	Good	A1	Refer to Drawing	n/a	Long	
G252	Ash; oak; willow; hawthorn	13.0	300 - 700	9.0	Mature	Good	A1	Refer to Drawing	n/a	Long	
G253	Crack willow; ash	7.0	100 - 200	3.0	Young	Good	C2	Refer to Drawing	n/a	Long	
G254	Oak	7.0	200 - 200	2.0	Young	Good	B2	Refer to Drawing	n/a	Long	
G255	Ash	6.0	200 - 200	2.0	Young	Good	B2	Refer to Drawing	n/a	Long	
G256	Grey willow	4.0	100 - 200	3.0	Young	Good	C2	Refer to Drawing	n/a	Long	
G257	Hawthorn; black pop; crack willow	21.0	200 - 1500	5.0	Mature	Good	A2	Refer to Drawing	n/a	Long	
G258	Ash; field maple	7.0	100 - 200	3.0	Middle Age	Fair	B2	Refer to Drawing	n/a	Long	

Hinkley Point C Connection Project - Environment Statement Volume 5.21.2 Appendix 21A

Ref	Species	Height	Stem Dia.	Crown Radius (Crown spread for groups)	Maturity	Condition	BS5837 Tree Quality Assess.	Radius of RPA guide circle	BS5837 RPA Area	Estimated Remaining Contribution	TPO
	Common name/s	(m)	(mm)	(m)	Young, Middle Age, Mature	Good, Fair, Poor, Veteran	A, B, C, U (1,2,3)	(m)	(m2)	Long, Medium, Short	(Ref)
G259	Crack willow	11.0	300 - 300	4.0	Middle Age	Good	B2	Refer to Drawing	n/a	Long	
G261	Crack willow; goat willow; grey willow	9.0	200 - 500	9.0	Mature	Good	A2	Refer to Drawing	n/a	Long	
G262	Hawthorn; blackthorn	5.0	100 - 200	2.0	Mature	Good	B1	Refer to Drawing	n/a	Medium	
G263	Birch	9.0	100 - 200	2.0	Young	Good	A1	Refer to Drawing	n/a	Long	
G264	Sequoia; ash; oak; hawthorn	23.0	100 - 2000	10.0	Mature	Good	A2	Refer to Drawing	n/a	Long	
G265	Poplar; oak; rowan; field maples; birch	5.0	100 - 200	2.0	Young	Good	A1	Refer to Drawing	n/a	Long	
G266	Hawthorn; Elder	6.0	100 - 200	4.0	Mature	Good	B1, 2	Refer to Drawing	n/a	Long	
G267	Oak; Ash; Willow; Hawthorn; Blackthorn	12.0	100 - 600	8.0	Mature	Good	A1,2,3	Refer to Drawing	n/a	Long	
G268	Hawthorn; field maple; blackthorn	6.0	100 - 200	1.0	Mature	Fair	C2	Refer to Drawing	n/a	Medium	
G269	Blackthorn	9.0	100 - 200	2.0	Middle Age	Poor	C3	Refer to Drawing	n/a	Medium	
G270	Hawthorn; blackthorn	5.0	100 - 100	3.0	Middle Age	Good	C2	Refer to Drawing	n/a	Long	
G271	Hawthorn; willow	7.0	100 - 200	4.0	Middle Age	Fair	C2	Refer to Drawing	n/a	Long	
G272	Ash; field maple	10.0	200 - 400	5.0	Middle Age	Good	B2	Refer to Drawing	n/a	Long	
G273	Ash; black poplar; hawthorn; blackthorn; oak; ash	32.0	100 - 700	13.0	Mature	Good	A1,2,3	Refer to Drawing	n/a	Long	
G274	Crack willow; hazel; hawthorn; ash	14.0	100 - 500	6.0	Middle Age	Good	B2	Refer to Drawing	n/a	Long	
G275	Ash; crack willow	10.0	100 - 300	7.0	Middle Age	Good	C2	Refer to Drawing	n/a	Long	
G276	Hybrid poplar	30.0	300 - 600	10.0	Middle Age	Good	B2	Refer to Drawing	n/a	Long	
G277	Oak; ash; elm; hawthorn	13.0	200 - 700	10.0	Mature	Good	A1,2,3	Refer to Drawing	n/a	Long	
G278	Alder; blackthorn; crack willow; hazel; elm; ash; field maple; hawthorn;	17.0	100 - 600	8.0	Mature	Good	A1,2,3	Refer to Drawing	n/a	Long	
G279	Hawthorn; ash	8.0	100 - 200	5.0	Middle Age	Good	C2	Refer to Drawing	n/a	Long	
G280	Hawthorn; ash; field maple; hazel	9.0	100 - 300	6.0	Middle Age	Good	C2,3	Refer to Drawing	n/a	Long	
G281	Alder; ash; hawthorn; elm	11.0	200 - 300	6.0	Middle Age	Good	C2,3	Refer to Drawing	n/a	Long	
G282	Apple	4.0	100 - 200	3.0	Middle Age	Good	B2	Refer to Drawing	n/a	Long	
G283	Ash; hawthorn; field maple	8.0	100 - 300	5.0	Middle Age	Good	C2	Refer to Drawing	n/a	Long	
G284	Hawthorn; elm	6.0	100 - 200	5.0	Middle Age	Fair	C2	Refer to Drawing	n/a	Medium	
G285	Elm	5.0	100 - 100	2.0	Middle Age	Good	C2	Refer to Drawing	n/a	Medium	
G286	Ash; field maple; hawthorn; sycamore	13.0	100 - 400	8.0	Middle Age	Good	B2	Refer to Drawing	n/a	Long	
G287	Field maple	6.0	100 - 100	4.0	Middle Age	Good	C2	Refer to Drawing	n/a	Long	
G288	Ash; hawthorn	6.0	100 - 300	5.0	Middle Age	Good	C2	Refer to Drawing	n/a	Long	
G289	Apple	7.0	100 - 400	5.0	Middle Age	Good	B2	Refer to Drawing	n/a	Long	
G290	Hawthorn; ash; goat willow	9.0	100 - 300	6.0	Middle Age	Fair	C2	Refer to Drawing	n/a	Long	
G291	Ash	4.0	100 - 100	4.0	Young	Good	C2	Refer to Drawing	n/a	Medium	
G292	Sycamore; ash; copper beech; field maple; blackthorn; hawthorn;	12.0	100 - 400	6.0	Middle Age	Good	B2,3	Refer to Drawing	n/a	Long	
G293	Hybrid poplar	11.0	200 - 300	6.0	Middle Age	Good	C2	Refer to Drawing	n/a	Long	
G294	Ash; field maple; oak	9.0	100 - 400	4.0	Mature	Good	A1,2	Refer to Drawing	n/a	Long	
G295	Purple Norway maple; rowan; crack willow	5.0	100 - 200	4.0	Middle Age	Good	C2	Refer to Drawing	n/a	Long	
G296	Ash; crack willow; hawthorn; crab apple; purging buckthorn	6.0	100 - 200	5.0	Middle Age	Good	C2	Refer to Drawing	n/a	Long	
G297	Horse chestnut; elm; hazel; willow; ash	7.0	100 - 300	4.0	Middle Age	Good	A1,2	Refer to Drawing	n/a	Long	
G298	Willow; poplar; ash; field maple	11.0	100 - 300	3.0	Middle Age	Good	A1,2	Refer to Drawing	n/a	Long	
G299	Willow; hazel; field maple; ash; pine; oak	8.0	100 - 300	4.0	Middle Age	Good	A1,2	Refer to Drawing	n/a	Long	
G300	Willow; ash; hawthorn; elder; hazel; poplar	6.0	100 - 300	3.0	Middle Age	Fair	B1,2	Refer to Drawing	n/a	Long	
G301	Field maple; beech; ash; oak; willow; hazel	7.0	100 - 200	3.0	Young	Good	A1,2	Refer to Drawing	n/a	Long	
G302	Ash; willow; pine; poplar; dogwood; horse chestnut; hornbeam	6.0	100 - 200	4.0	Young	Good	A1,2	Refer to Drawing	n/a	Long	
G303	Ash	13.0	500 - 900	6.0	Mature	Good	A1,2	Refer to Drawing	n/a	Long	
G304	Ash	8.0	200 - 300	4.0	Middle Age	Good	B2	Refer to Drawing	n/a	Long	
G305	Plum	3.0	0 - 100	1.0	Young	Good	C2	Refer to Drawing	n/a	Long	
G306	Hawthorn	6.0	100 - 200	4.0	Mature	Good	B1,2	Refer to Drawing	n/a	Long	
G307	Hawthorn	6.0	100 - 200	4.0	Middle Age	Good	B1	Refer to Drawing	n/a	Long	

Hinkley Point C Connection Project - Environment Statement Volume 5.21.2 Appendix 21A

Ref	Species	Height	Stem Dia.	Crown Radius (Crown spread for groups)	Maturity	Condition	BS5837 Tree Quality Assess.	Radius of RPA guide circle	BS5837 RPA Area	Estimated Remaining Contribution	TPO
	Common name/s	(m)	(mm)	(m)	Young, Middle Age, Mature	Good, Fair, Poor, Veteran	A, B, C, U (1,2,3)	(m)	(m2)	Long, Medium, Short	(Ref)
G308	Hawthorn	6.0	100 - 200	3.0	Mature	Good	B1,2	Refer to Drawing	n/a	Long	
G309	Eucalyptus; walnut; Leyland cypress; elm; apple	9.0	100 - 300	4.0	Middle Age	Good	B1,2	Refer to Drawing	n/a	Long	
G310	Horse chestnut; weeping willow	16.0	300 - 700	10.0	Mature	Good	A1,2,3	Refer to Drawing	n/a	Long	
G311	Crack willow	15.0	100 - 400	6.0	Mature	Good	A1,2	Refer to Drawing	n/a	Long	
G312	Willow; Hawthorn	10.0	200 - 300	3.0	Middle Age	Good	B2	Refer to Drawing	n/a	Long	
G313	Grey willow; ash; hawthorn	6.0	100 - 200	2.0	Middle Age	Good	C2	Refer to Drawing	n/a	Long	
G314	Hawthorn	7.0	200 - 500	3.0	Mature	Good	B2,3	Refer to Drawing	n/a	Long	
G315	Ash; Willow	8.0	100 - 300	2.0	Young	Good	C2	Refer to Drawing	n/a	Long	
G316	Ash; turkey oak; hawthorn; elder	10.0	100 - 300	2.0	Young	Good	C2	Refer to Drawing	n/a	Long	
G317	Crack willow; black poplar	28.0	100 - 700	12.0	Mature	Good	A1,2,3	Refer to Drawing	n/a	Long	
G318	White poplar; crack willow; black poplar	24.0	100 - 500	10.0	Mature	Good	A1,2,3	Refer to Drawing	n/a	Long	
G323	Crack willow	13.0	200 - 300	5.0	Middle Age	Good	B2	Refer to Drawing	n/a	Medium	
G324	Crack willow	10.0	100 - 300	6.0	Mature	Good	A1,2,3	Refer to Drawing	n/a	Long	
G327	Ash; grey willow; hawthorn	10.0	100 - 400	9.0	Mature	Good	A1,2,3	Refer to Drawing	n/a	Long	
G330	Hawthorn; elm; field maple	6.0	100 - 100	2.0	Middle Age	Fair	C2	Refer to Drawing	n/a	Long	
G332	Elm; blackthorn	5.0	100 - 100	2.0	Middle Age	Fair	C2	Refer to Drawing	n/a	Long	
G333	Grey willow	6.0	100 - 300	4.0	Mature	Good	C1,2	Refer to Drawing	n/a	Medium	
G334	Elm; hawthorn	5.0	100 - 100	2.0	Middle Age	Fair	C2	Refer to Drawing	n/a	Long	
G335	Blackthorn	4.0	100 - 100	2.0	Middle Age	Fair	C2	Refer to Drawing	n/a	Long	
G336	Willow; hawthorn	5.0	100 - 500	9.0	Middle Age	Good	B2	Refer to Drawing	n/a	Medium	
G337	Elm; hawthorn	5.0	100 - 100	2.0	Young	Poor	U	Refer to Drawing	n/a	Short	
G338	Elm	5.0	100 - 100	2.0	Young	Poor	U	Refer to Drawing	n/a	Short	
G339	Field maple; ash; crack willow	13.0	100 - 400	7.0	Mature	Good	A1,2,3	Refer to Drawing	n/a	Long	
G340	Elder; hawthorn; elm	5.0	100 - 300	3.0	Middle Age	Fair	C2	Refer to Drawing	n/a	Medium	
G341	Field maple	6.0	300 - 400	5.0	Mature	Veteran	A1,2,3	Refer to Drawing	n/a	Long	
G342	Elm; elder; field maple; ash; lime; beech	23.0	100 - 600	10.0	Mature	Good	A1,2,3	Refer to Drawing	n/a	Long	
G343	Oak; ash	18.0	200 - 600	10.0	Mature	Good	A1,2,3	Refer to Drawing	n/a	Long	
G344	Elm	6.0	100 - 200	3.0	Young	Fair	C1,2	Refer to Drawing	n/a	Medium	
G345	Elm; hawthorn; elder; hazel; sycamore	8.0	100 - 200	3.0	Middle Age	Good	C1,2	Refer to Drawing	n/a	Long	
G346	Elm; lime; ash; horse chestnut	17.0	100 - 500	9.0	Mature	Good	A1,2,3	Refer to Drawing	n/a	Long	
G347	Elm; blackthorn	5.0	0 - 100	2.0	Middle Age	Fair	C1,2	Refer to Drawing	n/a	Medium	
G349	Hawthorn	4.0	100 - 200	3.0	Mature	Good	B2,3	Refer to Drawing	n/a	Long	
G350	Hawthorn	4.0	100 - 200	2.0	Mature	Good	B2,3	Refer to Drawing	n/a	Long	
G351	Hawthorn	4.0	100 - 300	2.0	Middle Age	Fair	C2	Refer to Drawing	n/a	Medium	
G352	Ash; hawthorn	16.0	200 - 400	5.0	Mature	Good	B2,3	Refer to Drawing	n/a	Medium	
G353	White willow; crack willow; hawthorn; grey willow	14.0	100 - 400	9.0	Mature	Good	A1,2,3	Refer to Drawing	n/a	Long	
G354	Elder; hawthorn	5.0	100 - 300	3.0	Mature	Good	C2	Refer to Drawing	n/a	Medium	
G355	Hawthorn; elm; snowberry	6.0	100 - 200	2.0	Young	Good	C2	Refer to Drawing	n/a	Long	
G356	Wych elm; ash	17.0	300 - 400	5.0	Mature	Good	B1,2,3	Refer to Drawing	n/a	Medium	
G357	Hawthorn; bramble	4.0	100 - 200	2.0	Young	Poor	C2	Refer to Drawing	n/a	Short	
G358	Privet; sycamore; blackthorn; elder	6.0	100 - 200	2.0	Young	Good	C2	Refer to Drawing	n/a	Long	
G359	Ash; poplar	14.0	300 - 400	6.0	Middle Age	Good	B1,2	Refer to Drawing	n/a	Medium	
G360	White willow	11.0	300 - 400	6.0	Mature	Good	B1,2,3	Refer to Drawing	n/a	Long	
G361	White willow; hawthorn; elder	11.0	100 - 400	7.0	Mature	Good	B1,2,3	Refer to Drawing	n/a	Long	
G362	Crack willow; hawthorn	9.0	100 - 300	9.0	Mature	Fair	B1,2,3	Refer to Drawing	n/a	Long	
G363	Black poplar	16.0	400 - 600	6.0	Mature	Good	A1	Refer to Drawing	n/a	Long	
G364	Elm; hawthorn	3.0	100 - 200	3.0	Young	Fair	C2	Refer to Drawing	n/a	Medium	
G365	Ash; hawthorn	9.0	250 - 350	5.0	Middle Age	Good	C3	Refer to Drawing	n/a	Long	

Hinkley Point C Connection Project - Environment Statement Volume 5.21.2 Appendix 21A

Ref	Species	Height	Stem Dia.	Crown Radius (Crown spread for groups)	Maturity	Condition	BS5837 Tree Quality Assess.	Radius of RPA guide circle	BS5837 RPA Area	Estimated Remaining Contribution	TPO
	Common name/s	(m)	(mm)	(m)	Young, Middle Age, Mature	Good, Fair, Poor, Veteran	A, B, C, U (1, 2, 3)	(m)	(m2)	Long, Medium, Short	(Ref)

Hedges

H1	Blackthorn	2.0	n/a	n/a	n/a	Good	N/A	Refer to Drawing	n/a	Long	
H2	Hawthorn	5.0	n/a	n/a	n/a	Poor	N/A	Refer to Drawing	n/a	Long	
H3	Elm; ash	7.0	n/a	n/a	n/a	Good	N/A	Refer to Drawing	n/a	Medium	
H4	Willow	5.0	n/a	n/a	n/a	Good	N/A	Refer to Drawing	n/a	Long	
H5	Willow	5.0	n/a	n/a	n/a	Good	N/A	Refer to Drawing	n/a	Long	
H6	Ash; grey willow; hawthorn; blackthorn	4.0	n/a	n/a	n/a	Fair	N/A	Refer to Drawing	n/a	Long	
H7	Willow	5.0	n/a	n/a	n/a	Good	N/A	Refer to Drawing	n/a	Long	
H8	Elm; hawthorn; ash	6.0	n/a	n/a	n/a	Good	N/A	Refer to Drawing	n/a	Medium	
H9	Blackthorn; hawthorn; ash	4.0	n/a	n/a	n/a	Good	N/A	Refer to Drawing	n/a	Medium	
H10	Blackthorn; hawthorn; ash; elm	3.0	n/a	n/a	n/a	Good	N/A	Refer to Drawing	n/a	Long	
H11	Elm; hawthorn	4.0	n/a	n/a	n/a	Poor	N/A	Refer to Drawing	n/a	Short	
H12	Blackthorn; ribes	3.0	n/a	n/a	n/a	Good	N/A	Refer to Drawing	n/a	Long	
H13	Hawthorn	2.0	n/a	n/a	n/a	Good	N/A	Refer to Drawing	n/a	Long	
H14	Hawthorn	2.0	n/a	n/a	n/a	Good	N/A	Refer to Drawing	n/a	Long	
H15	Willow	4.0	n/a	n/a	n/a	Good	N/A	Refer to Drawing	n/a	Long	
H16	Willow	5.0	n/a	n/a	n/a	Good	N/A	Refer to Drawing	n/a	Long	
H17	Hawthorn; Elm	5.0	n/a	n/a	n/a	Good	N/A	Refer to Drawing	n/a	Long	
H18	Hawthorn; Elm; Willow	5.0	n/a	n/a	n/a	Good	N/A	Refer to Drawing	n/a	Long	
H19	Hawthorn	1.0	n/a	n/a	n/a	Fair	N/A	Refer to Drawing	n/a	Medium	
H20	Wych elm; hawthorn	6.0	n/a	n/a	n/a	Good	N/A	Refer to Drawing	n/a	Medium	
H21	Hawthorn	5.0	n/a	n/a	n/a	Good	N/A	Refer to Drawing	n/a	Long	
H22	Wych elm	2.0	n/a	n/a	n/a	Good	N/A	Refer to Drawing	n/a	Medium	
H23	Elm; hawthorn	5.0	n/a	n/a	n/a	Good	N/A	Refer to Drawing	n/a	Medium	
H24	Elm; hawthorn	6.0	n/a	n/a	n/a	Good	N/A	Refer to Drawing	n/a	Medium	
H25	Elm; hawthorn	5.0	n/a	n/a	n/a	Good	N/A	Refer to Drawing	n/a	Medium	
H26	Crack willow; hawthorn	6.0	n/a	n/a	n/a	Fair	N/A	Refer to Drawing	n/a	Long	
H27	Crack willow; ash; elm	7.0	n/a	n/a	n/a	Fair	N/A	Refer to Drawing	n/a	Medium	
H28	Hawthorn; Bramble	2.0	n/a	n/a	n/a	Good	N/A	Refer to Drawing	n/a	Long	
H29	Crack willow	7.0	n/a	n/a	n/a	Fair	N/A	Refer to Drawing	n/a	Long	
H30	Hawthorn	2.0	n/a	n/a	n/a	Good	N/A	Refer to Drawing	n/a	Long	
H31	Hawthorn	4.0	n/a	n/a	n/a	Good	N/A	Refer to Drawing	n/a	Long	
H32	Elm; hawthorn	5.0	n/a	n/a	n/a	Good	N/A	Refer to Drawing	n/a	Long	
H33	Hawthorn	1.0	n/a	n/a	n/a	Good	N/A	Refer to Drawing	n/a	Long	
H34	Hawthorn	2.0	n/a	n/a	n/a	Good	N/A	Refer to Drawing	n/a	Long	
H35	Hawthorn; ash	6.0	n/a	n/a	n/a	Good	N/A	Refer to Drawing	n/a	Long	
H36	Hawthorn; ash	5.0	n/a	n/a	n/a	Good	N/A	Refer to Drawing	n/a	Long	
H37	Hawthorn; ash	7.0	n/a	n/a	n/a	Good	N/A	Refer to Drawing	n/a	Long	
H38	Hawthorn	2.0	n/a	n/a	n/a	Good	N/A	Refer to Drawing	n/a	Long	
H39	Hawthorn	2.0	n/a	n/a	n/a	Good	N/A	Refer to Drawing	n/a	Long	
H40	Hawthorn; dogwood	4.0	n/a	n/a	n/a	Good	N/A	Refer to Drawing	n/a	Long	
H41	Wych elm; hawthorn	4.0	n/a	n/a	n/a	Good	N/A	Refer to Drawing	n/a	Long	
H42	Hawthorn	2.0	n/a	n/a	n/a	Good	N/A	Refer to Drawing	n/a	Long	
H43	Willow	4.0	n/a	n/a	n/a	Good	N/A	Refer to Drawing	n/a	Long	
H44	Willow	2.0	n/a	n/a	n/a	Good	N/A	Refer to Drawing	n/a	Long	
H45	Hawthorn; wych elm; Norway maple	3.0	n/a	n/a	n/a	Good	N/A	Refer to Drawing	n/a	Long	
H46	Hawthorn; ash; crack willow; goat willow; f. maple	6.0	n/a	n/a	n/a	Good	N/A	Refer to Drawing	n/a	Long	
H47	Hawthorn	2.0	n/a	n/a	n/a	Fair	N/A	Refer to Drawing	n/a	Long	

Hinkley Point C Connection Project - Environment Statement Volume 5.21.2 Appendix 21A

Ref	Species	Height	Stem Dia.	Crown Radius (Crown spread for groups)	Maturity	Condition	BS5837 Tree Quality Assess.	Radius of RPA guide circle	BS5837 RPA Area	Estimated Remaining Contribution	TPO
	Common name/s	(m)	(mm)	(m)	Young, Middle Age, Mature	Good, Fair, Poor, Veteran	A, B, C, U (1,2,3)	(m)	(m2)	Long, Medium, Short	(Ref)
H48	Hawthorn; field maple	2.0	n/a	n/a	n/a	Good	N/A	Refer to Drawing	n/a	Long	
H49	Hawthorn	4.0	n/a	n/a	n/a	Fair	N/A	Refer to Drawing	n/a	Long	
H50	Ash; hawthorn; wych elm	13.0	n/a	n/a	n/a	Good	N/A	Refer to Drawing	n/a	Long	
H51	Blackthorn; dogwood; hawthorn	4.0	n/a	n/a	n/a	Good	N/A	Refer to Drawing	n/a	Long	
H52	Ash; dogrose; hawthorn	4.0	n/a	n/a	n/a	Good	N/A	Refer to Drawing	n/a	Long	
H53	Hawthorn; ash; grey willow	8.0	n/a	n/a	n/a	Good	N/A	Refer to Drawing	n/a	Long	
H54	Grey willow; hawthorn; elm	4.0	n/a	n/a	n/a	Fair	N/A	Refer to Drawing	n/a	Medium	
H55	Hawthorn; Bramble	2.0	n/a	n/a	n/a	Good	N/A	Refer to Drawing	n/a	Long	
H56	Hawthorn; willow; elm	6.0	n/a	n/a	n/a	Good	N/A	Refer to Drawing	n/a	Long	
H57	Hawthorn; elm; oak	8.0	n/a	n/a	n/a	Fair	N/A	Refer to Drawing	n/a	Medium	
H58	Ash; hawthorn; cherry; crack willow	7.0	n/a	n/a	n/a	Good	N/A	Refer to Drawing	n/a	Long	
H59	Hawthorn; willow	4.0	n/a	n/a	n/a	Fair	N/A	Refer to Drawing	n/a	Medium	
H60	Goat willow; hawthorn; ash; grey willow	6.0	n/a	n/a	n/a	Good	N/A	Refer to Drawing	n/a	Medium	
H61	Willow; elm	4.0	n/a	n/a	n/a	Fair	N/A	Refer to Drawing	n/a	Medium	
H62	Crack willow	8.0	n/a	n/a	n/a	Good	N/A	Refer to Drawing	n/a	Long	
H63	Hawthorn; willow	4.0	n/a	n/a	n/a	Good	N/A	Refer to Drawing	n/a	Medium	
H64	Hawthorn	4.0	n/a	n/a	n/a	Good	N/A	Refer to Drawing	n/a	Long	
H65	Hawthorn; willow	5.0	n/a	n/a	n/a	Poor	N/A	Refer to Drawing	n/a	Medium	
H66	Hawthorn; Field maple	3.0	n/a	n/a	n/a	Good	N/A	Refer to Drawing	n/a	Long	
H67	Hawthorn; Bramble	3.0	n/a	n/a	n/a	Good	N/A	Refer to Drawing	n/a	Long	
H68	Hawthorn; Bramble	2.0	n/a	n/a	n/a	Good	N/A	Refer to Drawing	n/a	Long	
H69	Hawthorn; willow; hazel	6.0	n/a	n/a	n/a	Fair	N/A	Refer to Drawing	n/a	Medium	
H70	Blackthorn; ash	6.0	n/a	n/a	n/a	Good	N/A	Refer to Drawing	n/a	Long	
H71	Hawthorn; Bramble	3.0	n/a	n/a	n/a	Good	N/A	Refer to Drawing	n/a	Long	
H72	Willow; Poplar	6.0	n/a	n/a	n/a	Good	N/A	Refer to Drawing	n/a	Long	
H73	Hawthorn; willow	3.0	n/a	n/a	n/a	Poor	N/A	Refer to Drawing	n/a	Medium	
H74	Blackthorn; ash	6.0	n/a	n/a	n/a	Good	N/A	Refer to Drawing	n/a	Long	
H75	Hawthorn; willow; ash	6.0	n/a	n/a	n/a	Fair	N/A	Refer to Drawing	n/a	Medium	
H76	Hawthorn; willow	7.0	n/a	n/a	n/a	Fair	N/A	Refer to Drawing	n/a	Medium	
H77	Hawthorn; willow	7.0	n/a	n/a	n/a	Fair	N/A	Refer to Drawing	n/a	Medium	
H78	Blackthorn; ash	5.0	n/a	n/a	n/a	Good	N/A	Refer to Drawing	n/a	Long	
H79	Field maple; hawthorn	7.0	n/a	n/a	n/a	Fair	N/A	Refer to Drawing	n/a	Long	
H80	Hawthorn	4.0	n/a	n/a	n/a	Fair	N/A	Refer to Drawing	n/a	Medium	
H81	Hawthorn; ash	5.0	n/a	n/a	n/a	Fair	N/A	Refer to Drawing	n/a	Medium	
H82	Elm; Lime; ash; hawthorn	5.0	n/a	n/a	n/a	Good	N/A	Refer to Drawing	n/a	Long	
H83	Hawthorn; willow	4.0	n/a	n/a	n/a	Poor	N/A	Refer to Drawing	n/a	Medium	
H84	Hawthorn	4.0	n/a	n/a	n/a	Poor	N/A	Refer to Drawing	n/a	Medium	
H85	Elm; lime; willow; hawthorn; ash	5.0	n/a	n/a	n/a	Fair	N/A	Refer to Drawing	n/a	Medium	
H86	Crack willow; hawthorn	7.0	n/a	n/a	n/a	Fair	N/A	Refer to Drawing	n/a	Long	
H87	Hawthorn; goat willow; ash	6.0	n/a	n/a	n/a	Fair	N/A	Refer to Drawing	n/a	Medium	
H88	Hawthorn; willow	3.0	n/a	n/a	n/a	Poor	N/A	Refer to Drawing	n/a	Medium	
H89	Hawthorn; blackthorn; ash.; crack willow	5.0	n/a	n/a	n/a	Good	N/A	Refer to Drawing	n/a	Long	
H90	Hawthorn	3.0	n/a	n/a	n/a	Poor	N/A	Refer to Drawing	n/a	Medium	
H91	Hawthorn	5.0	n/a	n/a	n/a	Poor	N/A	Refer to Drawing	n/a	Short	
H92	Hawthorn	5.0	n/a	n/a	n/a	Poor	N/A	Refer to Drawing	n/a	Short	
H93	Hawthorn	4.0	n/a	n/a	n/a	Good	N/A	Refer to Drawing	n/a	Medium	
H94	Hawthorn; goat willow	3.0	n/a	n/a	n/a	Fair	N/A	Refer to Drawing	n/a	Medium	
H95	Hawthorn; goat willow	7.0	n/a	n/a	n/a	Poor	N/A	Refer to Drawing	n/a	Medium	

Hinkley Point C Connection Project - Environment Statement Volume 5.21.2 Appendix 21A

Ref	Species	Height	Stem Dia.	Crown Radius (Crown spread for groups)	Maturity	Condition	BS5837 Tree Quality Assess.	Radius of RPA guide circle	BS5837 RPA Area	Estimated Remaining Contribution	TPO
	Common name/s	(m)	(mm)	(m)	Young, Middle Age, Mature	Good, Fair, Poor, Veteran	A, B, C, U (1,2,3)	(m)	(m2)	Long, Medium, Short	(Ref)
H96	Hawthorn	3.0	n/a	n/a	n/a	Good	N/A	Refer to Drawing	n/a	Medium	
H97	Crack willow; hawthorn; blackthorn; goat willow	7.0	n/a	n/a	n/a	Fair	N/A	Refer to Drawing	n/a	Long	
H98	Ash; hawthorn; elm; oak	7.0	n/a	n/a	n/a	Good	N/A	Refer to Drawing	n/a	Long	
H99	Hawthorn; ash elder	6.0	n/a	n/a	n/a	Poor	N/A	Refer to Drawing	n/a	Short	
H100	Goat willow; elm; hawthorn; oak; field maple	6.0	n/a	n/a	n/a	Fair	N/A	Refer to Drawing	n/a	Medium	
H101	Hawthorn	4.0	n/a	n/a	n/a	Poor	N/A	Refer to Drawing	n/a	Medium	
H102	Hawthorn; elm	7.0	n/a	n/a	n/a	Fair	N/A	Refer to Drawing	n/a	Medium	
H103	Hawthorn	4.0	n/a	n/a	n/a	Poor	N/A	Refer to Drawing	n/a	Short	
H104	Hawthorn	4.0	n/a	n/a	n/a	Poor	N/A	Refer to Drawing	n/a	Medium	
H105	Hawthorn; ash; oak; elm	4.0	n/a	n/a	n/a	Fair	N/A	Refer to Drawing	n/a	Long	
H106	Elm	3.0	n/a	n/a	n/a	Poor	N/A	Refer to Drawing	n/a	Short	
H107	Elm	3.0	n/a	n/a	n/a	Poor	N/A	Refer to Drawing	n/a	Short	
H108	Hawthorn; elm	4.0	n/a	n/a	n/a	Good	N/A	Refer to Drawing	n/a	Long	
H109	Hawthorn; ash	5.0	n/a	n/a	n/a	Good	N/A	Refer to Drawing	n/a	Long	
H110	Ash	6.0	n/a	n/a	n/a	Good	N/A	Refer to Drawing	n/a	Long	
H111	Blackthorn; Ash; Oak	6.0	n/a	n/a	n/a	Good	N/A	Refer to Drawing	n/a	Long	
H113	Hawthorn	4.0	n/a	n/a	n/a	Good	N/A	Refer to Drawing	n/a	Long	
H114	Blackthorn; Ash; Oak	6.0	n/a	n/a	n/a	Good	N/A	Refer to Drawing	n/a	Long	
H115	Ash	6.0	n/a	n/a	n/a	Good	N/A	Refer to Drawing	n/a	Long	
H112	Hawthorn; blackthorn	4.0	n/a	n/a	n/a	Good	N/A	Refer to Drawing	n/a	Long	
H116	Hawthorn	4.0	n/a	n/a	n/a	Fair	N/A	Refer to Drawing	n/a	Medium	
H117	Hawthorn	6.0	n/a	n/a	n/a	Good	N/A	Refer to Drawing	n/a	Long	
H118	Hawthorn; blackthorn	5.0	n/a	n/a	n/a	Fair	N/A	Refer to Drawing	n/a	Long	
H119	Hawthorn	5.0	n/a	n/a	n/a	Fair	N/A	Refer to Drawing	n/a	Long	
H120	Willow	5.0	n/a	n/a	n/a	Good	N/A	Refer to Drawing	n/a	Long	
H121	Hawthorn	4.0	n/a	n/a	n/a	Fair	N/A	Refer to Drawing	n/a	Medium	
H122	Hawthorn	5.0	n/a	n/a	n/a	Good	N/A	Refer to Drawing	n/a	Long	
H123	Ash; hawthorn	6.0	n/a	n/a	n/a	Good	N/A	Refer to Drawing	n/a	Long	
H124	Hawthorn; ash	6.0	n/a	n/a	n/a	Good	N/A	Refer to Drawing	n/a	Long	
H133	Elm; plum	5.0	n/a	n/a	n/a	Fair	N/A	Refer to Drawing	n/a	Medium	
H125	Willow	4.0	n/a	n/a	n/a	Fair	N/A	Refer to Drawing	n/a	Long	
H126	Hawthorn; goat willow; elm	4.0	n/a	n/a	n/a	Fair	N/A	Refer to Drawing	n/a	Medium	
H127	Blackthorn	3.0	n/a	n/a	n/a	Fair	N/A	Refer to Drawing	n/a	Long	
H128	Elder; willow	4.0	n/a	n/a	n/a	Fair	N/A	Refer to Drawing	n/a	Medium	
H129	Hawthorn; elder; elm; hazel	7.0	n/a	n/a	n/a	Fair	N/A	Refer to Drawing	n/a	Medium	
H130	Hawthorn; field maple; ash	7.0	n/a	n/a	n/a	Fair	N/A	Refer to Drawing	n/a	Medium	
H131	Willow	5.0	n/a	n/a	n/a	Good	N/A	Refer to Drawing	n/a	Long	
H132	Elm; hawthorn	7.0	n/a	n/a	n/a	Fair	N/A	Refer to Drawing	n/a	Long	
H134	Willow; hawthorn; field maple	6.0	n/a	n/a	n/a	Fair	N/A	Refer to Drawing	n/a	Medium	
H135	Hawthorn	6.0	n/a	n/a	n/a	Fair	N/A	Refer to Drawing	n/a	Medium	
H136	Willow; poplar; hawthorn	5.0	n/a	n/a	n/a	Fair	N/A	Refer to Drawing	n/a	Long	
H137	Hawthorn; elm; elder	7.0	n/a	n/a	n/a	Fair	N/A	Refer to Drawing	n/a	Medium	
H138	Hawthorn; blackthorn	2.0	n/a	n/a	n/a	Poor	N/A	Refer to Drawing	n/a	Medium	
H139	Elm	8.0	n/a	n/a	n/a	Poor	N/A	Refer to Drawing	n/a	Short	
H140	Hawthorn	5.0	n/a	n/a	n/a	Fair	N/A	Refer to Drawing	n/a	Medium	
H141	Elm	7.0	n/a	n/a	n/a	Fair	N/A	Refer to Drawing	n/a	Medium	
H142	Hawthorn; elm	3.0	n/a	n/a	n/a	Fair	N/A	Refer to Drawing	n/a	Medium	
H143	Willow; field maple; elm; hazel	4.0	n/a	n/a	n/a	Fair	N/A	Refer to Drawing	n/a	Medium	

Hinkley Point C Connection Project - Environment Statement Volume 5.21.2 Appendix 21A

Ref	Species	Height	Stem Dia.	Crown Radius (Crown spread for groups)	Maturity	Condition	BS5837 Tree Quality Assess.	Radius of RPA guide circle	BS5837 RPA Area	Estimated Remaining Contribution	TPO
	Common name/s	(m)	(mm)	(m)	Young, Middle Age, Mature	Good, Fair, Poor, Veteran	A, B, C, U (1,2,3)	(m)	(m2)	Long, Medium, Short	(Ref)
H144	Hawthorn	5.0	n/a	n/a	n/a	Fair	N/A	Refer to Drawing	n/a	Long	
H145	Plum; elm; field maple; hawthorn	4.0	n/a	n/a	n/a	Fair	N/A	Refer to Drawing	n/a	Long	
H146	Hawthorn	4.0	n/a	n/a	n/a	Fair	N/A	Refer to Drawing	n/a	Medium	
H147	Hazel; hawthorn; willow	5.0	n/a	n/a	n/a	Fair	N/A	Refer to Drawing	n/a	Long	
H148	Hawthorn; willow	5.0	n/a	n/a	n/a	Fair	N/A	Refer to Drawing	n/a	Medium	
H149	Hawthorn; willow; hazel	5.0	n/a	n/a	n/a	Poor	N/A	Refer to Drawing	n/a	Medium	
H150	Hawthorn; willow	3.0	n/a	n/a	n/a	Good	N/A	Refer to Drawing	n/a	Long	
H151	Hawthorn	5.0	n/a	n/a	n/a	Fair	N/A	Refer to Drawing	n/a	Medium	
H152	Hawthorn	5.0	n/a	n/a	n/a	Fair	N/A	Refer to Drawing	n/a	Long	
H153	hawthorn; willow	4.0	n/a	n/a	n/a	Fair	N/A	Refer to Drawing	n/a	Long	
H154	Willow; elm	6.0	n/a	n/a	n/a	Good	N/A	Refer to Drawing	n/a	Long	
H155	Hawthorn; willow; blackthorn	5.0	n/a	n/a	n/a	Fair	N/A	Refer to Drawing	n/a	Medium	
H156	Hawthorn	3.0	n/a	n/a	n/a	Poor	N/A	Refer to Drawing	n/a	Short	
H157	Willow	5.0	n/a	n/a	n/a	Good	N/A	Refer to Drawing	n/a	Medium	
H158	Hawthorn	4.0	n/a	n/a	n/a	Good	N/A	Refer to Drawing	n/a	Long	
H159	Hawthorn; willow	4.0	n/a	n/a	n/a	Good	N/A	Refer to Drawing	n/a	Medium	
H160	Hawthorn	4.0	n/a	n/a	n/a	Good	N/A	Refer to Drawing	n/a	Long	
H161	Goat willow	4.0	n/a	n/a	n/a	Good	N/A	Refer to Drawing	n/a	Long	
H162	White willow	5.0	n/a	n/a	n/a	Good	N/A	Refer to Drawing	n/a	Long	
H163	Hawthorn; willow	4.0	n/a	n/a	n/a	Poor	N/A	Refer to Drawing	n/a	Short	
H164	Hawthorn	4.0	n/a	n/a	n/a	Good	N/A	Refer to Drawing	n/a	Long	
H165	Elm	5.0	n/a	n/a	n/a	Good	N/A	Refer to Drawing	n/a	Long	
H166	Blackthorn; Hawthorn	2.0	n/a	n/a	n/a	Good	N/A	Refer to Drawing	n/a	Long	
H167	Blackthorn; Hawthorn	4.0	n/a	n/a	n/a	Good	N/A	Refer to Drawing	n/a	Long	
H168	Ash; hawthorn; willow	5.0	n/a	n/a	n/a	Poor	N/A	Refer to Drawing	n/a	Short	
H169	Ash; hawthorn; willow	5.0	n/a	n/a	n/a	Poor	N/A	Refer to Drawing	n/a	Short	
H170	Hawthorn; Elder; Bramble; Elm	5.0	n/a	n/a	n/a	Good	N/A	Refer to Drawing	n/a	Long	TPO577 BCC
H171	Blackthorn; Hawthorn	6.0	n/a	n/a	n/a	Good	N/A	Refer to Drawing	n/a	Long	
H172	Blackthorn; Hawthorn	2.0	n/a	n/a	n/a	Good	N/A	Refer to Drawing	n/a	Long	
H173	Hawthorn; elm	4.0	n/a	n/a	n/a	Fair	N/A	Refer to Drawing	n/a	Medium	
H174	Hawthorn; willow; elm	6.0	n/a	n/a	n/a	Poor	N/A	Refer to Drawing	n/a	Medium	
H175	Hawthorn; willow	3.0	n/a	n/a	n/a	Poor	N/A	Refer to Drawing	n/a	Medium	
H176	Hawthorn; elm	4.0	n/a	n/a	n/a	Poor	N/A	Refer to Drawing	n/a	Short	
H177	Hawthorn; willow	4.0	n/a	n/a	n/a	Fair	N/A	Refer to Drawing	n/a	Medium	
H178	Blackthorn; Hawthorn	3.0	n/a	n/a	n/a	Good	N/A	Refer to Drawing	n/a	Long	
H179	Hawthorn; willow; elm	4.0	n/a	n/a	n/a	Fair	N/A	Refer to Drawing	n/a	Medium	
H180	Blackthorn; elder	2.0	n/a	n/a	n/a	Fair	N/A	Refer to Drawing	n/a	Long	
H181	Blackthorn; elm; hawthorn	2.0	n/a	n/a	n/a	Fair	N/A	Refer to Drawing	n/a	Medium	
H182	Elm; hawthorn	6.0	n/a	n/a	n/a	Good	N/A	Refer to Drawing	n/a	Long	
H183	Willow	6.0	n/a	n/a	n/a	Good	N/A	Refer to Drawing	n/a	Long	
H184	Hawthorn; willow	5.0	n/a	n/a	n/a	Poor	N/A	Refer to Drawing	n/a	Medium	
H185	Hawthorn; maple	3.0	n/a	n/a	n/a	Good	N/A	Refer to Drawing	n/a	Long	
H186	Bramble	1.0	n/a	n/a	n/a	Poor	N/A	Refer to Drawing	n/a	Poor	
H187	Hawthorn	2.0	n/a	n/a	n/a	Good	N/A	Refer to Drawing	n/a	Long	
H188	Hawthorn; hazel; elder	3.0	n/a	n/a	n/a	Good	N/A	Refer to Drawing	n/a	Long	
H189	Hawthorn	5.0	n/a	n/a	n/a	Fair	N/A	Refer to Drawing	n/a	Medium	
H190	Hawthorn	5.0	n/a	n/a	n/a	Poor	N/A	Refer to Drawing	n/a	Short	
H191	Hawthorn	4.0	n/a	n/a	n/a	Poor	N/A	Refer to Drawing	n/a	Short	

Hinkley Point C Connection Project - Environment Statement Volume 5.21.2 Appendix 21A

Ref	Species	Height	Stem Dia.	Crown Radius (Crown spread for groups)	Maturity	Condition	BS5837 Tree Quality Assess.	Radius of RPA guide circle	BS5837 RPA Area	Estimated Remaining Contribution	TPO
	Common name/s	(m)	(mm)	(m)	Young, Middle Age, Mature	Good, Fair, Poor, Veteran	A, B, C, U (1,2,3)	(m)	(m2)	Long, Medium, Short	(Ref)
H192	Elder; blackthorn; hazel; bramble; wych elm	3.0	n/a	n/a	n/a	Fair	N/A	Refer to Drawing	n/a	Long	
H193	Hawthorn; rose	2.0	n/a	n/a	n/a	Fair	N/A	Refer to Drawing	n/a	Long	
H194	Hawthorn; blackthorn; grey willow	5.0	n/a	n/a	n/a	Fair	N/A	Refer to Drawing	n/a	Long	
H195	Hawthorn; elder	2.0	n/a	n/a	n/a	Fair	N/A	Refer to Drawing	n/a	Long	
H196	Hawthorn	2.0	n/a	n/a	n/a	Good	N/A	Refer to Drawing	n/a	Long	
H197	Willow	3.0	n/a	n/a	n/a	Fair	N/A	Refer to Drawing	n/a	Long	
H198	Hawthorn; elder; English elm; blackthorn	3.0	n/a	n/a	n/a	Fair	N/A	Refer to Drawing	n/a	Long	
H199	Hawthorn	2.0	n/a	n/a	n/a	Good	N/A	Refer to Drawing	n/a	Long	
H200	Hawthorn	4.0	n/a	n/a	n/a	Good	N/A	Refer to Drawing	n/a	Long	
H201	Ash; hawthorn	3.0	n/a	n/a	n/a	Good	N/A	Refer to Drawing	n/a	Long	
H202	Hawthorn; willow	3.0	n/a	n/a	n/a	Good	N/A	Refer to Drawing	n/a	Long	
H203	Hawthorn; elder	3.0	n/a	n/a	n/a	Good	N/A	Refer to Drawing	n/a	Long	
H204	Hawthorn	1.0	n/a	n/a	n/a	Good	N/A	Refer to Drawing	n/a	Long	
H205	Hawthorn	1.0	n/a	n/a	n/a	Good	N/A	Refer to Drawing	n/a	Long	
H206	Elder; English elm; hawthorn; blackthorn	3.0	n/a	n/a	n/a	Fair	N/A	Refer to Drawing	n/a	Long	
H207	Hawthorn	3.0	n/a	n/a	n/a	Good	N/A	Refer to Drawing	n/a	Long	
H208	Hawthorn	1.0	n/a	n/a	n/a	Good	N/A	Refer to Drawing	n/a	Long	
H209	Hawthorn	2.0	n/a	n/a	n/a	Good	N/A	Refer to Drawing	n/a	Long	
H210	Hawthorn	1.0	n/a	n/a	n/a	Good	N/A	Refer to Drawing	n/a	Long	
H211	Cherry laurel; hawthorn	3.0	n/a	n/a	n/a	Good	N/A	Refer to Drawing	n/a	Long	
H212	Hawthorn; elder; English elm	3.0	n/a	n/a	n/a	Good	N/A	Refer to Drawing	n/a	Long	
H213	Hawthorn; elder; ash	2.0	n/a	n/a	n/a	Fair	N/A	Refer to Drawing	n/a	Long	
H214	Hawthorn; elder; English elm	4.0	n/a	n/a	n/a	Good	N/A	Refer to Drawing	n/a	Long	
H215	Hawthorn; hazel	2.0	n/a	n/a	n/a	Good	N/A	Refer to Drawing	n/a	Long	
H216	Hawthorn	5.0	n/a	n/a	n/a	Fair	N/A	Refer to Drawing	n/a	Long	
H217	Elm; blackthorn	3.0	n/a	n/a	n/a	Good	N/A	Refer to Drawing	n/a	Long	
H218	Ash; oak; elder; sycamore; field maple	4.0	n/a	n/a	n/a	Good	N/A	Refer to Drawing	n/a	Long	
H219	Hawthorn	1.0	n/a	n/a	n/a	Fair	N/A	Refer to Drawing	n/a	Long	
H220	Ash; sycamore; hawthorn	3.0	n/a	n/a	n/a	Good	N/A	Refer to Drawing	n/a	Long	
H221	Blackthorn	2.0	n/a	n/a	n/a	Good	N/A	Refer to Drawing	n/a	Long	
H222	Blackthorn	4.0	n/a	n/a	n/a	Good	N/A	Refer to Drawing	n/a	Long	
H223	Hawthorn	4.0	n/a	n/a	n/a	Good	N/A	Refer to Drawing	n/a	Long	
H224	Hawthorn	1.0	n/a	n/a	n/a	Good	N/A	Refer to Drawing	n/a	Long	
H225	Hawthorn; blackthorn	2.0	n/a	n/a	n/a	Good	N/A	Refer to Drawing	n/a	Long	
H226	Hawthorn	1.0	n/a	n/a	n/a	Good	N/A	Refer to Drawing	n/a	Long	
H227	Blackthorn; Elder	3.0	n/a	n/a	n/a	Good	N/A	Refer to Drawing	n/a	Long	
H228	Hawthorn; ash; English elm; field maple; blackthor	5.0	n/a	n/a	n/a	Fair	N/A	Refer to Drawing	n/a	Long	
H229	Hawthorn; blackthorn	2.0	n/a	n/a	n/a	Good	N/A	Refer to Drawing	n/a	Long	
H230	Hawthorn; blackthorn	2.0	n/a	n/a	n/a	Good	N/A	Refer to Drawing	n/a	Long	
H231	Hawthorn	2.0	n/a	n/a	n/a	Good	N/A	Refer to Drawing	n/a	Long	
H232	Hawthorn; blackthorn	2.0	n/a	n/a	n/a	Good	N/A	Refer to Drawing	n/a	Long	
H233	Hawthorn; ash; field maple	5.0	n/a	n/a	n/a	Fair	N/A	Refer to Drawing	n/a	Long	
H234	Hawthorn; ash	7.0	n/a	n/a	n/a	Poor	N/A	Refer to Drawing	n/a	Long	
H235	Ash; Oak; hazel	10.0	n/a	n/a	n/a	Good	N/A	Refer to Drawing	n/a	Long	
H236	Ash; Oak; Hazel	10.0	n/a	n/a	n/a	Good	N/A	Refer to Drawing	n/a	Long	
H237	Hawthorn; Blackthorn	2.0	n/a	n/a	n/a	Good	N/A	Refer to Drawing	n/a	Long	
H238	Hawthorn; hazel	2.0	n/a	n/a	n/a	Good	N/A	Refer to Drawing	n/a	Medium	
H239	Hawthorn; elder	3.0	n/a	n/a	n/a	Good	N/A	Refer to Drawing	n/a	Long	

Hinkley Point C Connection Project - Environment Statement Volume 5.21.2 Appendix 21A

Ref	Species	Height	Stem Dia.	Crown Radius (Crown spread for groups)	Maturity	Condition	BS5837 Tree Quality Assess.	Radius of RPA guide circle	BS5837 RPA Area	Estimated Remaining Contribution	TPO
	Common name/s	(m)	(mm)	(m)	Young, Middle Age, Mature	Good, Fair, Poor, Veteran	A, B, C, U (1,2,3)	(m)	(m2)	Long, Medium, Short	(Ref)
H240	Hawthorn; Elder	3.0	n/a	n/a	n/a	Good	N/A	Refer to Drawing	n/a	Long	
H241	Hawthorn; Hazel; Blackthorn	2.0	n/a	n/a	n/a	Good	N/A	Refer to Drawing	n/a	Long	
H242	Hawthorn; Blackthorn	3.0	n/a	n/a	n/a	Good	N/A	Refer to Drawing	n/a	Long	
H243	Hawthorn; Blackthorn	3.0	n/a	n/a	n/a	Good	N/A	Refer to Drawing	n/a	Long	
H244	Hawthorn	3.0	n/a	n/a	n/a	Good	N/A	Refer to Drawing	n/a	Long	
H245	Hazel; hawthorn; blackthorn	3.0	n/a	n/a	n/a	Good	N/A	Refer to Drawing	n/a	Long	
H246	Hazel; hawthorn; blackthorn; elder	3.0	n/a	n/a	n/a	Good	N/A	Refer to Drawing	n/a	Long	
H247	Hawthorn	3.0	n/a	n/a	n/a	Good	N/A	Refer to Drawing	n/a	Long	
H248	Hawthorn; hazel	2.0	n/a	n/a	n/a	Good	N/A	Refer to Drawing	n/a	Long	
H249	Hawthorn	3.0	n/a	n/a	n/a	Good	N/A	Refer to Drawing	n/a	Long	
H250	Blackthorn; hazel	2.0	n/a	n/a	n/a	Good	N/A	Refer to Drawing	n/a	Long	
H251	Hawthorn; blackthorn; elder; hazel	3.0	n/a	n/a	n/a	Good	N/A	Refer to Drawing	n/a	Long	
H252	Blackthorn; hazel; elder	2.0	n/a	n/a	n/a	Good	N/A	Refer to Drawing	n/a	Long	
H253	Blackthorn; elder	2.0	n/a	n/a	n/a	Good	N/A	Refer to Drawing	n/a	Long	
H254	Hawthorn	3.0	n/a	n/a	n/a	Good	N/A	Refer to Drawing	n/a	Long	
H255	Hawthorn	3.0	n/a	n/a	n/a	Good	N/A	Refer to Drawing	n/a	Long	
H256	Hawthorn; elder	2.0	n/a	n/a	n/a	Good	N/A	Refer to Drawing	n/a	Long	
H257	Hawthorn; blackthorn	2.0	n/a	n/a	n/a	Good	N/A	Refer to Drawing	n/a	Long	
H258	Elder; hazel; hawthorn	3.0	n/a	n/a	n/a	Good	N/A	Refer to Drawing	n/a	Long	
H259	Hawthorn; blackthorn; hazel	2.0	n/a	n/a	n/a	Good	N/A	Refer to Drawing	n/a	Long	
H260	Hazel; hawthorn; elder	3.0	n/a	n/a	n/a	Good	N/A	Refer to Drawing	n/a	Long	
H261	Hawthorn; blackthorn; hazel	2.0	n/a	n/a	n/a	Good	N/A	Refer to Drawing	n/a	Long	
H262	Blackthorn; hazel; hawthorn; elder	2.0	n/a	n/a	n/a	Good	N/A	Refer to Drawing	n/a	Long	
H263	Hawthorn; elder; hazel	2.0	n/a	n/a	n/a	Good	N/A	Refer to Drawing	n/a	Long	
H264	Dogwood	2.0	n/a	n/a	n/a	Fair	N/A	Refer to Drawing	n/a	Long	
H265	Hazel; blackthorn; dogwood	2.0	n/a	n/a	n/a	Good	N/A	Refer to Drawing	n/a	Long	
H266	Hawthorn; elder; English elm; dogwood; hazel	2.0	n/a	n/a	n/a	Good	N/A	Refer to Drawing	n/a	Long	
H267	Elder; hazel	2.0	n/a	n/a	n/a	Fair	N/A	Refer to Drawing	n/a	Long	
H268	Hawthorn; elder; hazel	2.0	n/a	n/a	n/a	Good	N/A	Refer to Drawing	n/a	Long	
H269	Field maple; hazel; English elm; dogwood	2.0	n/a	n/a	n/a	Good	N/A	Refer to Drawing	n/a	Long	
H270	Hawthorn	3.0	n/a	n/a	n/a	Good	N/A	Refer to Drawing	n/a	Long	
H271	English elm; elder; hawthorn	4.0	n/a	n/a	n/a	Fair	N/A	Refer to Drawing	n/a	Long	
H272	English elm; hazel; hawthorn	3.0	n/a	n/a	n/a	Good	N/A	Refer to Drawing	n/a	Long	
H273	Elder; hawthorn; blackthorn	5.0	n/a	n/a	n/a	Good	N/A	Refer to Drawing	n/a	Long	
H274	Elder; hawthorn.	4.0	n/a	n/a	n/a	Fair	N/A	Refer to Drawing	n/a	Medium	
H275	Bramble	1.0	n/a	n/a	n/a	Fair	N/A	Refer to Drawing	n/a	Long	
H276	Blackthorn; Hazel; Elm	3.0	n/a	n/a	n/a	Good	N/A	Refer to Drawing	n/a	Long	
H277	English elm; hawthorn; elder	4.0	n/a	n/a	n/a	Good	N/A	Refer to Drawing	n/a	Long	
H279	Hawthorn; field maple; hawthorn; sycamore	4.0	n/a	n/a	n/a	Good	N/A	Refer to Drawing	n/a	Long	
H280	Hawthorn; elder	1.0	n/a	n/a	n/a	Fair	N/A	Refer to Drawing	n/a	Long	
H281	Hazel; hawthorn	5.0	n/a	n/a	n/a	Fair	N/A	Refer to Drawing	n/a	Long	
H282	English elm; elder	2.0	n/a	n/a	n/a	Fair	N/A	Refer to Drawing	n/a	Long	
H283	English elm; elder	2.0	n/a	n/a	n/a	Good	N/A	Refer to Drawing	n/a	Long	
H284	Hawthorn	2.0	n/a	n/a	n/a	Good	N/A	Refer to Drawing	n/a	Long	
H285	Western red cedar	5.0	n/a	n/a	n/a	Good	N/A	Refer to Drawing	n/a	Long	
H286	Hawthorn; English elm; elder	4.0	n/a	n/a	n/a	Fair	N/A	Refer to Drawing	n/a	Long	
H287	Blackthorn; English elm; elder	3.0	n/a	n/a	n/a	Fair	N/A	Refer to Drawing	n/a	Long	
H288	Hawthorn	3.0	n/a	n/a	n/a	Fair	N/A	Refer to Drawing	n/a	Long	

Hinkley Point C Connection Project - Environment Statement Volume 5.21.2 Appendix 21A

Ref	Species	Height	Stem Dia.	Crown Radius (Crown spread for groups)	Maturity	Condition	BS5837 Tree Quality Assess.	Radius of RPA guide circle	BS5837 RPA Area	Estimated Remaining Contribution	TPO
	Common name/s	(m)	(mm)	(m)	Young, Middle Age, Mature	Good, Fair, Poor, Veteran	A,B,C,U (1,2,3)	(m)	(m2)	Long, Medium, Short	(Ref)
H289	Hawthorn; blackthorn	2.0	n/a	n/a	n/a	Good	N/A	Refer to Drawing	n/a	Long	
H290	Hawthorn; cypress; birch	3.0	n/a	n/a	n/a	Good	N/A	Refer to Drawing	n/a	Long	
H291	Poplar; Hawthorn	7.0	n/a	n/a	n/a	Good	N/A	Refer to Drawing	n/a	Long	
H292	Hawthorn; Ash	3.0	n/a	n/a	n/a	Good	N/A	Refer to Drawing	n/a	Long	
H293	Blackthorn; elder	2.0	n/a	n/a	n/a	Poor	N/A	Refer to Drawing	n/a	Medium	
H294	Hawthorn	3.0	n/a	n/a	n/a	Good	N/A	Refer to Drawing	n/a	Long	
H295	Hawthorn	2.0	n/a	n/a	n/a	Good	N/A	Refer to Drawing	n/a	Long	
H296	Hawthorn	2.0	n/a	n/a	n/a	Good	N/A	Refer to Drawing	n/a	Long	
H297	Hawthorn	2.0	n/a	n/a	n/a	Good	N/A	Refer to Drawing	n/a	Long	
H298	Hawthorn	2.0	n/a	n/a	n/a	Good	N/A	Refer to Drawing	n/a	Long	
H299	Hawthorn	2.0	n/a	n/a	n/a	Good	N/A	Refer to Drawing	n/a	Long	TPO698 NSomerset
H300	Blackthorn; Hawthorn	2.0	n/a	n/a	n/a	Good	N/A	Refer to Drawing	n/a	Long	TPO439 NSomerset
H301	Hawthorn; Elm	4.0	n/a	n/a	n/a	Good	N/A	Refer to Drawing	n/a	Long	TPO439 NSomerset
H302	Blackthorn; Hawthorn; Willow	5.0	n/a	n/a	n/a	Good	N/A	Refer to Drawing	n/a	Long	
H303	Hawthorn	2.0	n/a	n/a	n/a	Good	N/A	Refer to Drawing	n/a	Long	
H304	Hawthorn	2.0	n/a	n/a	n/a	Good	N/A	Refer to Drawing	n/a	Long	
H305	Willow	4.0	n/a	n/a	n/a	Good	N/A	Refer to Drawing	n/a	Long	
H306	Blackthorn; Hawthorn	2.0	n/a	n/a	n/a	Good	N/A	Refer to Drawing	n/a	Long	
H307	Blackthorn; Hawthorn; Willow	5.0	n/a	n/a	n/a	Good	N/A	Refer to Drawing	n/a	Long	
H308	Hawthorn	3.0	n/a	n/a	n/a	Good	N/A	Refer to Drawing	n/a	Long	
H309	Ash; Hazel	4.0	n/a	n/a	n/a	Good	N/A	Refer to Drawing	n/a	Long	
H310	Blackthorn; Hawthorn	3.0	n/a	n/a	n/a	Good	N/A	Refer to Drawing	n/a	Long	
H311	Willow	5.0	n/a	n/a	n/a	Good	N/A	Refer to Drawing	n/a	Long	
H312	Willow; poplar	5.0	n/a	n/a	n/a	Good	N/A	Refer to Drawing	n/a	Long	
H313	Blackthorn; Hawthorn	3.0	n/a	n/a	n/a	Good	N/A	Refer to Drawing	n/a	Long	
H314	Blackthorn; Hawthorn	6.0	n/a	n/a	n/a	Good	N/A	Refer to Drawing	n/a	Long	
H315	Blackthorn; Hawthorn	3.0	n/a	n/a	n/a	Good	N/A	Refer to Drawing	n/a	Long	
H316	Hawthorn; Willow	4.0	n/a	n/a	n/a	Good	N/A	Refer to Drawing	n/a	Long	
H317	Hawthorn; Hazel	4.0	n/a	n/a	n/a	Good	N/A	Refer to Drawing	n/a	Long	
H318	Hawthorn	3.0	n/a	n/a	n/a	Good	N/A	Refer to Drawing	n/a	Long	
H319	Hawthorn	5.0	n/a	n/a	n/a	Good	N/A	Refer to Drawing	n/a	Long	
H320	Blackthorn; Hawthorn; Elm	4.0	n/a	n/a	n/a	Good	N/A	Refer to Drawing	n/a	Long	
H321	Ash; Hazel; Elder	5.0	n/a	n/a	n/a	Fair	N/A	Refer to Drawing	n/a	Long	
H322	Ash; Hazel; Elder	5.0	n/a	n/a	n/a	Fair	N/A	Refer to Drawing	n/a	Long	
H323	Hawthorn	6.0	n/a	n/a	n/a	Good	N/A	Refer to Drawing	n/a	Long	
H324	Hawthorn	5.0	n/a	n/a	n/a	Poor	N/A	Refer to Drawing	n/a	Medium	
H325	Hawthorn	5.0	n/a	n/a	n/a	Good	N/A	Refer to Drawing	n/a	Long	
H326	Ash; Hazel; Elder	5.0	n/a	n/a	n/a	Good	N/A	Refer to Drawing	n/a	Long	
H327	Blackthorn; Hawthorn	4.0	n/a	n/a	n/a	Good	N/A	Refer to Drawing	n/a	Long	
H328	Blackthorn; Hawthorn; Willow	4.0	n/a	n/a	n/a	Good	N/A	Refer to Drawing	n/a	Long	
H329	Hawthorn	3.0	n/a	n/a	n/a	Good	N/A	Refer to Drawing	n/a	Long	
H330	Laurel	3.0	n/a	n/a	n/a	Good	N/A	Refer to Drawing	n/a	Long	
H331	Hawthorn; Blackthorn	3.0	n/a	n/a	n/a	Good	N/A	Refer to Drawing	n/a	Long	
H332	Blackthorn; Hawthorn	3.0	n/a	n/a	n/a	Good	N/A	Refer to Drawing	n/a	Long	
H333	Hazel	4.0	n/a	n/a	n/a	Good	N/A	Refer to Drawing	n/a	Long	
H334	Hawthorn; Oak	5.0	n/a	n/a	n/a	Good	N/A	Refer to Drawing	n/a	Long	
H335	Blackthorn; dogwood; field maple; oak; alder	3.0	n/a	n/a	n/a	Good	N/A	Refer to Drawing	n/a	Long	
H336	Blackthorn; hawthorn; English elm	4.0	n/a	n/a	n/a	Good	N/A	Refer to Drawing	n/a	Long	

Hinkley Point C Connection Project - Environment Statement Volume 5.21.2 Appendix 21A

Ref	Species	Height	Stem Dia.	Crown Radius (Crown spread for groups)	Maturity	Condition	BS5837 Tree Quality Assess.	Radius of RPA guide circle	BS5837 RPA Area	Estimated Remaining Contribution	TPO
	Common name/s	(m)	(mm)	(m)	Young, Middle Age, Mature	Good, Fair, Poor, Veteran	A, B, C, U (1,2,3)	(m)	(m2)	Long, Medium, Short	(Ref)
H337	Blackthorn; hawthorn; ash	2.0	n/a	n/a	n/a	Good	N/A	Refer to Drawing	n/a	Long	
H338	Hawthorn; elder	2.0	n/a	n/a	n/a	Good	N/A	Refer to Drawing	n/a	Long	
H339	Hawthorn; Ash	5.0	n/a	n/a	n/a	Good	N/A	Refer to Drawing	n/a	Long	
H340	Hawthorn	6.0	n/a	n/a	n/a	Fair	N/A	Refer to Drawing	n/a	Medium	
H341	Hawthorn	6.0	n/a	n/a	n/a	Good	N/A	Refer to Drawing	n/a	Long	
H342	Hawthorn	5.0	n/a	n/a	n/a	Good	N/A	Refer to Drawing	n/a	Long	
H343	English elm; ash; elder	2.0	n/a	n/a	n/a	Fair	N/A	Refer to Drawing	n/a	Medium	
H344	Hawthorn; bramble	2.0	n/a	n/a	n/a	Good	N/A	Refer to Drawing	n/a	Long	
H345	English elm; elder; hazel; blackthorn	2.0	n/a	n/a	n/a	Good	N/A	Refer to Drawing	n/a	Long	
H346	Hawthorn	5.0	n/a	n/a	n/a	Good	N/A	Refer to Drawing	n/a	Long	
H347	Hawthorn; willow	7.0	n/a	n/a	n/a	Good	N/A	Refer to Drawing	n/a	Long	
H348	Blackthorn; English elm	2.0	n/a	n/a	n/a	Good	N/A	Refer to Drawing	n/a	Long	
H349	Blackthorn; elder	2.0	n/a	n/a	n/a	Good	N/A	Refer to Drawing	n/a	Long	
H350	Blackthorn; hawthorn	2.0	n/a	n/a	n/a	Good	N/A	Refer to Drawing	n/a	Long	
H351	Hawthorn; willow	7.0	n/a	n/a	n/a	Good	N/A	Refer to Drawing	n/a	Long	
H352	Hawthorn; hazel	2.0	n/a	n/a	n/a	Good	N/A	Refer to Drawing	n/a	Long	
H353	Hawthorn; willow	7.0	n/a	n/a	n/a	Good	N/A	Refer to Drawing	n/a	Long	
H354	Hawthorn; blackthorn	2.0	n/a	n/a	n/a	Good	N/A	Refer to Drawing	n/a	Long	
H355	Hawthorn; ash; willow	6.0	n/a	n/a	n/a	Good	N/A	Refer to Drawing	n/a	Long	
H356	Hawthorn	5.0	n/a	n/a	n/a	Good	N/A	Refer to Drawing	n/a	Long	
H357	Hawthorn	5.0	n/a	n/a	n/a	Good	N/A	Refer to Drawing	n/a	Long	
H358	English elm; blackthorn; hawthorn	3.0	n/a	n/a	n/a	Good	N/A	Refer to Drawing	n/a	Long	
H359	Hawthorn; Willow	6.0	n/a	n/a	n/a	Good	N/A	Refer to Drawing	n/a	Long	
H360	Hawthorn	5.0	n/a	n/a	n/a	Good	N/A	Refer to Drawing	n/a	Long	
H361	Hawthorn	5.0	n/a	n/a	n/a	Good	N/A	Refer to Drawing	n/a	Long	
H362	Hawthorn; willow	6.0	n/a	n/a	n/a	Good	N/A	Refer to Drawing	n/a	Long	
H363	Hawthorn	5.0	n/a	n/a	n/a	Good	N/A	Refer to Drawing	n/a	Long	
H364	Hawthorn	3.0	n/a	n/a	n/a	Poor	N/A	Refer to Drawing	n/a	Short	
H365	Hawthorn	3.0	n/a	n/a	n/a	Good	N/A	Refer to Drawing	n/a	Long	
H366	Hawthorn	3.0	n/a	n/a	n/a	Good	N/A	Refer to Drawing	n/a	Long	
H367	Blackthorn; elder; hawthorn	2.0	n/a	n/a	n/a	Good	N/A	Refer to Drawing	n/a	Long	
H368	Hawthorn	6.0	n/a	n/a	n/a	Good	N/A	Refer to Drawing	n/a	Long	
H369	Hawthorn; willow	3.0	n/a	n/a	n/a	Good	N/A	Refer to Drawing	n/a	Long	
H370	Hawthorn; English elm; holly	1.0	n/a	n/a	n/a	Good	N/A	Refer to Drawing	n/a	Long	
H371	Hawthorn	5.0	n/a	n/a	n/a	Poor	N/A	Refer to Drawing	n/a	Medium	
H372	Hawthorn; willow	4.0	n/a	n/a	n/a	Poor	N/A	Refer to Drawing	n/a	Short	
H373	Hawthorn	4.0	n/a	n/a	n/a	Fair	N/A	Refer to Drawing	n/a	Long	
H374	Hawthorn; blackthorn; English elm	2.0	n/a	n/a	n/a	Good	N/A	Refer to Drawing	n/a	Long	
H375	Hawthorn; willow	5.0	n/a	n/a	n/a	Good	N/A	Refer to Drawing	n/a	Long	
H376	Hawthorn	2.0	n/a	n/a	n/a	Good	N/A	Refer to Drawing	n/a	Long	
H377	Hawthorn	5.0	n/a	n/a	n/a	Good	N/A	Refer to Drawing	n/a	Long	
H378	Hawthorn	2.0	n/a	n/a	n/a	Good	N/A	Refer to Drawing	n/a	Long	
H379	Hawthorn	4.0	n/a	n/a	n/a	Good	N/A	Refer to Drawing	n/a	Long	
H380	Hawthorn	3.0	n/a	n/a	n/a	Good	N/A	Refer to Drawing	n/a	Long	
H381	Hawthorn; oak	4.0	n/a	n/a	n/a	Good	N/A	Refer to Drawing	n/a	Medium	
H382	Hawthorn	5.0	n/a	n/a	n/a	Fair	N/A	Refer to Drawing	n/a	Medium	
H383	Hawthorn	5.0	n/a	n/a	n/a	Good	N/A	Refer to Drawing	n/a	Long	
H384	Hawthorn	5.0	n/a	n/a	n/a	Good	N/A	Refer to Drawing	n/a	Long	

Hinkley Point C Connection Project - Environment Statement Volume 5.21.2 Appendix 21A

Ref	Species	Height	Stem Dia.	Crown Radius (Crown spread for groups)	Maturity	Condition	BS5837 Tree Quality Assess.	Radius of RPA guide circle	BS5837 RPA Area	Estimated Remaining Contribution	TPO
	Common name/s	(m)	(mm)	(m)	Young, Middle Age, Mature	Good, Fair, Poor, Veteran	A, B, C, U (1,2,3)	(m)	(m2)	Long, Medium, Short	(Ref)
H385	Hawthorn	5.0	n/a	n/a	n/a	Good	N/A	Refer to Drawing	n/a	Long	
H386	Hawthorn	5.0	n/a	n/a	n/a	Veteran	N/A	Refer to Drawing	n/a	Medium	
H387	Hawthorn	3.0	n/a	n/a	n/a	Good	N/A	Refer to Drawing	n/a	Long	
H388	Hawthorn	1.0	n/a	n/a	n/a	Good	N/A	Refer to Drawing	n/a	Long	
H389	Hawthorn	2.0	n/a	n/a	n/a	Good	N/A	Refer to Drawing	n/a	Long	
H390	Hawthorn	6.0	n/a	n/a	n/a	Good	N/A	Refer to Drawing	n/a	Long	
H391	Hawthorn	1.0	n/a	n/a	n/a	Good	N/A	Refer to Drawing	n/a	Long	
H392	Hawthorn	6.0	n/a	n/a	n/a	Good	N/A	Refer to Drawing	n/a	Long	
H393	Hawthorn	5.0	n/a	n/a	n/a	Good	N/A	Refer to Drawing	n/a	Long	
H394	Hawthorn	2.0	n/a	n/a	n/a	Good	N/A	Refer to Drawing	n/a	Long	
H395	Hawthorn	5.0	n/a	n/a	n/a	Good	N/A	Refer to Drawing	n/a	Long	
H396	Hawthorn	1.0	n/a	n/a	n/a	Good	N/A	Refer to Drawing	n/a	Long	
H397	Hawthorn	1.0	n/a	n/a	n/a	Good	N/A	Refer to Drawing	n/a	Long	
H398	Hawthorn	5.0	n/a	n/a	n/a	Fair	N/A	Refer to Drawing	n/a	Medium	
H399	Hawthorn	1.0	n/a	n/a	n/a	Good	N/A	Refer to Drawing	n/a	Long	
H400	Hawthorn	5.0	n/a	n/a	n/a	Poor	N/A	Refer to Drawing	n/a	Short	
H401	Hawthorn; willow	2.0	n/a	n/a	n/a	Good	N/A	Refer to Drawing	n/a	Long	
H402	Hawthorn	5.0	n/a	n/a	n/a	Good	N/A	Refer to Drawing	n/a	Long	
H403	Blackthorn	1.0	n/a	n/a	n/a	Good	N/A	Refer to Drawing	n/a	Long	
H404	Hawthorn	5.0	n/a	n/a	n/a	Good	N/A	Refer to Drawing	n/a	Long	
H405	Blackthorn; Hawthorn	2.0	n/a	n/a	n/a	Good	N/A	Refer to Drawing	n/a	Long	
H406	Hawthorn	5.0	n/a	n/a	n/a	Good	N/A	Refer to Drawing	n/a	Long	
H407	Hawthorn	7.0	n/a	n/a	n/a	Good	N/A	Refer to Drawing	n/a	Long	
H408	Hawthorn; blackthorn	2.0	n/a	n/a	n/a	Good	N/A	Refer to Drawing	n/a	Long	
H409	Hawthorn	5.0	n/a	n/a	n/a	Fair	N/A	Refer to Drawing	n/a	Long	
H410	Hawthorn	2.0	n/a	n/a	n/a	Good	N/A	Refer to Drawing	n/a	Long	
H411	Hawthorn	5.0	n/a	n/a	n/a	Good	N/A	Refer to Drawing	n/a	Long	
H412	Hawthorn	5.0	n/a	n/a	n/a	Good	N/A	Refer to Drawing	n/a	Long	
H413	Hawthorn	2.0	n/a	n/a	n/a	Good	N/A	Refer to Drawing	n/a	Long	
H414	Hawthorn	2.0	n/a	n/a	n/a	Good	N/A	Refer to Drawing	n/a	Long	
H415	Hawthorn	2.0	n/a	n/a	n/a	Good	N/A	Refer to Drawing	n/a	Long	
H416	Hawthorn	2.0	n/a	n/a	n/a	Good	N/A	Refer to Drawing	n/a	Long	
H417	Goat willow	2.0	n/a	n/a	n/a	Poor	N/A	Refer to Drawing	n/a	Long	
H418	Willow; hawthorn	7.0	n/a	n/a	n/a	Good	N/A	Refer to Drawing	n/a	Long	
H419	Hawthorn; willow	5.0	n/a	n/a	n/a	Good	N/A	Refer to Drawing	n/a	Long	
H420	Hawthorn	2.0	n/a	n/a	n/a	Good	N/A	Refer to Drawing	n/a	Long	
H421	Hawthorn	2.0	n/a	n/a	n/a	Good	N/A	Refer to Drawing	n/a	Long	
H422	Hawthorn; holly	3.0	n/a	n/a	n/a	Good	N/A	Refer to Drawing	n/a	Long	
H423	Hawthorn	2.0	n/a	n/a	n/a	Good	N/A	Refer to Drawing	n/a	Long	
H424	Willow; hawthorn; field maple	3.0	n/a	n/a	n/a	Good	N/A	Refer to Drawing	n/a	Long	
H425	Hawthorn	5.0	n/a	n/a	n/a	Good	N/A	Refer to Drawing	n/a	Long	
H426	Hawthorn	2.0	n/a	n/a	n/a	Good	N/A	Refer to Drawing	n/a	Long	
H427	Willow; hawthorn; blackthorn	3.0	n/a	n/a	n/a	Good	N/A	Refer to Drawing	n/a	Long	
H428	Hawthorn	3.0	n/a	n/a	n/a	Good	N/A	Refer to Drawing	n/a	Long	
H429	Hawthorn	3.0	n/a	n/a	n/a	Good	N/A	Refer to Drawing	n/a	Long	
H430	Hawthorn	5.0	n/a	n/a	n/a	Good	N/A	Refer to Drawing	n/a	Long	
H431	Blackthorn	5.0	n/a	n/a	n/a	Fair	N/A	Refer to Drawing	n/a	Medium	
H432	Hawthorn	4.0	n/a	n/a	n/a	Fair	N/A	Refer to Drawing	n/a	Long	

Hinkley Point C Connection Project - Environment Statement Volume 5.21.2 Appendix 21A

Ref	Species	Height	Stem Dia.	Crown Radius (Crown spread for groups)	Maturity	Condition	BS5837 Tree Quality Assess.	Radius of RPA guide circle	BS5837 RPA Area	Estimated Remaining Contribution	TPO
	Common name/s	(m)	(mm)	(m)	Young, Middle Age, Mature	Good, Fair, Poor, Veteran	A,B,C,U (1,2,3)	(m)	(m2)	Long, Medium, Short	(Ref)
H433	Hawthorn	4.0	n/a	n/a	n/a	Good	N/A	Refer to Drawing	n/a	Long	
H434	Hawthorn	2.0	n/a	n/a	n/a	Good	N/A	Refer to Drawing	n/a	Long	
H435	Hawthorn	3.0	n/a	n/a	n/a	Good	N/A	Refer to Drawing	n/a	Long	
H436	Hawthorn	6.0	n/a	n/a	n/a	Good	N/A	Refer to Drawing	n/a	Long	
H437	Hawthorn; willow	7.0	n/a	n/a	n/a	Good	N/A	Refer to Drawing	n/a	Long	
H438	Hawthorn	4.0	n/a	n/a	n/a	Good	N/A	Refer to Drawing	n/a	Long	
H439	Hawthorn	5.0	n/a	n/a	n/a	Good	N/A	Refer to Drawing	n/a	Long	
H440	Blackthorn	5.0	n/a	n/a	n/a	Fair	N/A	Refer to Drawing	n/a	Medium	
H441	Hawthorn	2.0	n/a	n/a	n/a	Good	N/A	Refer to Drawing	n/a	Long	
H442	Hawthorn	5.0	n/a	n/a	n/a	Good	N/A	Refer to Drawing	n/a	Long	
H443	Hawthorn	5.0	n/a	n/a	n/a	Good	N/A	Refer to Drawing	n/a	Long	
H444	Willow; hawthorn	6.0	n/a	n/a	n/a	Good	N/A	Refer to Drawing	n/a	Long	
H445	Blackthorn	2.0	n/a	n/a	n/a	Good	N/A	Refer to Drawing	n/a	Long	
H446	Hawthorn	5.0	n/a	n/a	n/a	Good	N/A	Refer to Drawing	n/a	Long	
H447	Blackthorn	3.0	n/a	n/a	n/a	Good	N/A	Refer to Drawing	n/a	Long	
H448	Elm; hawthorn	5.0	n/a	n/a	n/a	Good	N/A	Refer to Drawing	n/a	Medium	
H449	Elm; hawthorn	2.0	n/a	n/a	n/a	Good	N/A	Refer to Drawing	n/a	Long	
H450	Blackthorn; willow	2.0	n/a	n/a	n/a	Poor	N/A	Refer to Drawing	n/a	Long	
H451	Blackthorn; hawthorn	2.0	n/a	n/a	n/a	Good	N/A	Refer to Drawing	n/a	Long	
H452	Blackthorn; hawthorn	1.0	n/a	n/a	n/a	Good	N/A	Refer to Drawing	n/a	Long	
H453	Blackthorn	2.0	n/a	n/a	n/a	Poor	N/A	Refer to Drawing	n/a	Long	
H454	Elm	2.0	n/a	n/a	n/a	Good	N/A	Refer to Drawing	n/a	Long	
H455	Hawthorn; bramble	1.0	n/a	n/a	n/a	Fair	N/A	Refer to Drawing	n/a	Long	
H456	Ash	5.0	n/a	n/a	n/a	Good	N/A	Refer to Drawing	n/a	Long	
H457	Hawthorn	2.0	n/a	n/a	n/a	Good	N/A	Refer to Drawing	n/a	Long	
H458	Hawthorn	4.0	n/a	n/a	n/a	Poor	N/A	Refer to Drawing	n/a	Short	
H459	Hawthorn; willow	6.0	n/a	n/a	n/a	Fair	N/A	Refer to Drawing	n/a	Long	
H460	Hawthorn	2.0	n/a	n/a	n/a	Good	N/A	Refer to Drawing	n/a	Long	
H461	Hawthorn	2.0	n/a	n/a	n/a	Good	N/A	Refer to Drawing	n/a	Long	
H462	Hawthorn	1.0	n/a	n/a	n/a	Good	N/A	Refer to Drawing	n/a	Long	
H463	Hawthorn	1.0	n/a	n/a	n/a	Good	N/A	Refer to Drawing	n/a	Long	
H464	Hawthorn	1.0	n/a	n/a	n/a	Good	N/A	Refer to Drawing	n/a	Long	
H465	Hawthorn	1.0	n/a	n/a	n/a	Good	N/A	Refer to Drawing	n/a	Long	
H466	Blackthorn; Willow	4.0	n/a	n/a	n/a	Good	N/A	Refer to Drawing	n/a	Long	
H467	Hawthorn	2.0	n/a	n/a	n/a	Good	N/A	Refer to Drawing	n/a	Long	
H468	Hawthorn	2.0	n/a	n/a	n/a	Good	N/A	Refer to Drawing	n/a	Long	
H469	Blackthorn; hawthorn	2.0	n/a	n/a	n/a	Good	N/A	Refer to Drawing	n/a	Long	
H470	Blackthorn; hawthorn	2.0	n/a	n/a	n/a	Good	N/A	Refer to Drawing	n/a	Long	
H471	Hawthorn	5.0	n/a	n/a	n/a	Good	N/A	Refer to Drawing	n/a	Long	
H472	Hawthorn	2.0	n/a	n/a	n/a	Good	N/A	Refer to Drawing	n/a	Long	
H474	Hawthorn; bramble	5.0	n/a	n/a	n/a	Fair	N/A	Refer to Drawing	n/a	Long	
H475	Hawthorn	1.0	n/a	n/a	n/a	Good	N/A	Refer to Drawing	n/a	Long	
H476	Hawthorn	1.0	n/a	n/a	n/a	Good	N/A	Refer to Drawing	n/a	Long	
H477	Hawthorn	1.0	n/a	n/a	n/a	Good	N/A	Refer to Drawing	n/a	Long	
H478	Hawthorn	1.0	n/a	n/a	n/a	Good	N/A	Refer to Drawing	n/a	Long	
H479	Hawthorn	1.0	n/a	n/a	n/a	Good	N/A	Refer to Drawing	n/a	Long	
H480	Hawthorn	1.0	n/a	n/a	n/a	Good	N/A	Refer to Drawing	n/a	Long	
H481	Hawthorn	1.0	n/a	n/a	n/a	Good	N/A	Refer to Drawing	n/a	Long	

Hinkley Point C Connection Project - Environment Statement Volume 5.21.2 Appendix 21A

Ref	Species	Height	Stem Dia.	Crown Radius (Crown spread for groups)	Maturity	Condition	BS5837 Tree Quality Assess.	Radius of RPA guide circle	BS5837 RPA Area	Estimated Remaining Contribution	TPO
	Common name/s	(m)	(mm)	(m)	Young, Middle Age, Mature	Good, Fair, Poor, Veteran	A, B, C, U (1,2,3)	(m)	(m2)	Long, Medium, Short	(Ref)
H482	Hawthorn	1.0	n/a	n/a	n/a	Good	N/A	Refer to Drawing	n/a	Long	
H483	Hawthorn	1.0	n/a	n/a	n/a	Good	N/A	Refer to Drawing	n/a	Long	
H484	Hawthorn	5.0	n/a	n/a	n/a	Good	N/A	Refer to Drawing	n/a	Long	
H485	Hawthorn; willow	4.0	n/a	n/a	n/a	Good	N/A	Refer to Drawing	n/a	Long	
H486	Hawthorn	5.0	n/a	n/a	n/a	Good	N/A	Refer to Drawing	n/a	Long	
H487	Hawthorn	5.0	n/a	n/a	n/a	Poor	N/A	Refer to Drawing	n/a	Medium	
H488	Hawthorn	6.0	n/a	n/a	n/a	Good	N/A	Refer to Drawing	n/a	Long	
H489	Hawthorn	3.0	n/a	n/a	n/a	Good	N/A	Refer to Drawing	n/a	Long	
H490	Hawthorn	4.0	n/a	n/a	n/a	Poor	N/A	Refer to Drawing	n/a	Medium	
H491	Hawthorn	5.0	n/a	n/a	n/a	Poor	N/A	Refer to Drawing	n/a	Medium	
H492	Hawthorn	4.0	n/a	n/a	n/a	Good	N/A	Refer to Drawing	n/a	Medium	
H493	Hawthorn	4.0	n/a	n/a	n/a	Fair	N/A	Refer to Drawing	n/a	Long	
H494	Hawthorn	6.0	n/a	n/a	n/a	Poor	N/A	Refer to Drawing	n/a	Medium	
H495	Hawthorn	5.0	n/a	n/a	n/a	Poor	N/A	Refer to Drawing	n/a	Medium	
H496	Hawthorn	6.0	n/a	n/a	n/a	Poor	N/A	Refer to Drawing	n/a	Medium	
H497	Hawthorn	6.0	n/a	n/a	n/a	Poor	N/A	Refer to Drawing	n/a	Medium	
H498	Hawthorn	5.0	n/a	n/a	n/a	Fair	N/A	Refer to Drawing	n/a	Medium	
H499	Hawthorn; elm	6.0	n/a	n/a	n/a	Fair	N/A	Refer to Drawing	n/a	Medium	
H500	Hawthorn; blackthorn	6.0	n/a	n/a	n/a	Good	N/A	Refer to Drawing	n/a	Long	
H501	Hawthorn	4.0	n/a	n/a	n/a	Good	N/A	Refer to Drawing	n/a	Long	
H502	Hawthorn	4.0	n/a	n/a	n/a	Good	N/A	Refer to Drawing	n/a	Long	
H503	Hawthorn; blackthorn	4.0	n/a	n/a	n/a	Good	N/A	Refer to Drawing	n/a	Long	
H504	Hawthorn	4.0	n/a	n/a	n/a	Poor	N/A	Refer to Drawing	n/a	Long	
H505	Hawthorn; ash; willow	5.0	n/a	n/a	n/a	Good	N/A	Refer to Drawing	n/a	Long	
H506	Hawthorn; ash; willow	7.0	n/a	n/a	n/a	Good	N/A	Refer to Drawing	n/a	Long	
H507	Hawthorn	4.0	n/a	n/a	n/a	Good	N/A	Refer to Drawing	n/a	Long	
H508	Hawthorn	5.0	n/a	n/a	n/a	Good	N/A	Refer to Drawing	n/a	Long	
H509	Hawthorn; blackthorn	6.0	n/a	n/a	n/a	Fair	N/A	Refer to Drawing	n/a	Long	
H510	Bramble	1.0	n/a	n/a	n/a	Poor	N/A	Refer to Drawing	n/a	Poor	
H511	Bramble	1.0	n/a	n/a	n/a	Poor	N/A	Refer to Drawing	n/a	Poor	
H512	Hawthorn	2.0	n/a	n/a	n/a	Fair	N/A	Refer to Drawing	n/a	Long	
H513	Hawthorn; blackthorn; ash; elm	5.0	n/a	n/a	n/a	Good	N/A	Refer to Drawing	n/a	Long	
H514	Hawthorn	4.0	n/a	n/a	n/a	Good	N/A	Refer to Drawing	n/a	Long	
H515	Hawthorn; blackthorn; ash; elm	5.0	n/a	n/a	n/a	Good	N/A	Refer to Drawing	n/a	Long	
H516	Hawthorn; willow	7.0	n/a	n/a	n/a	Poor	N/A	Refer to Drawing	n/a	Long	
H517	hawthorn; blackthorn	5.0	n/a	n/a	n/a	Fair	N/A	Refer to Drawing	n/a	Long	
H518	Willow; hawthorn	6.0	n/a	n/a	n/a	Fair	N/A	Refer to Drawing	n/a	Long	
H519	Willow	7.0	n/a	n/a	n/a	Poor	N/A	Refer to Drawing	n/a	Long	
H520	Willow; hawthorn	6.0	n/a	n/a	n/a	Fair	N/A	Refer to Drawing	n/a	Long	
H521	Hawthorn; willow	4.0	n/a	n/a	n/a	Fair	N/A	Refer to Drawing	n/a	Long	
H522	Wych elm	5.0	n/a	n/a	n/a	Fair	N/A	Refer to Drawing	n/a	Medium	
H523	Hawthorn	2.0	n/a	n/a	n/a	Good	N/A	Refer to Drawing	n/a	Long	
H524	Dogwood; willow; hawthorn	4.0	n/a	n/a	n/a	Good	N/A	Refer to Drawing	n/a	Long	
H525	Blackthorn; hawthorn; willow	5.0	n/a	n/a	n/a	Fair	N/A	Refer to Drawing	n/a	Long	
H526	Blackthorn; hawthorn; willow	5.0	n/a	n/a	n/a	Fair	N/A	Refer to Drawing	n/a	Long	
H527	Hawthorn	6.0	n/a	n/a	n/a	Good	N/A	Refer to Drawing	n/a	Long	
H528	Hawthorn; blackthorn	2.0	n/a	n/a	n/a	Good	N/A	Refer to Drawing	n/a	Long	
H529	Damson; hawthorn	1.0	n/a	n/a	n/a	Good	N/A	Refer to Drawing	n/a	Long	

Hinkley Point C Connection Project - Environment Statement Volume 5.21.2 Appendix 21A

Ref	Species	Height	Stem Dia.	Crown Radius (Crown spread for groups)	Maturity	Condition	BS5837 Tree Quality Assess.	Radius of RPA guide circle	BS5837 RPA Area	Estimated Remaining Contribution	TPO
	Common name/s	(m)	(mm)	(m)	Young, Middle Age, Mature	Good, Fair, Poor, Veteran	A, B, C, U (1,2,3)	(m)	(m2)	Long, Medium, Short	(Ref)
H530	Damson; hawthorn	1.0	n/a	n/a	n/a	Good	N/A	Refer to Drawing	n/a	Long	
H531	Hawthorn; blackthorn	3.0	n/a	n/a	n/a	Good	N/A	Refer to Drawing	n/a	Long	
H532	Hawthorn; blackthorn	3.0	n/a	n/a	n/a	Good	N/A	Refer to Drawing	n/a	Long	
H533	Hawthorn	5.0	n/a	n/a	n/a	Good	N/A	Refer to Drawing	n/a	Long	
H534	Hawthorn; Willow	5.0	n/a	n/a	n/a	Good	N/A	Refer to Drawing	n/a	Long	
H535	Hawthorn	5.0	n/a	n/a	n/a	Good	N/A	Refer to Drawing	n/a	Long	
H536	Hawthorn	6.0	n/a	n/a	n/a	Good	N/A	Refer to Drawing	n/a	Long	
H537	Hawthorn	6.0	n/a	n/a	n/a	Good	N/A	Refer to Drawing	n/a	Long	
H538	Hawthorn	6.0	n/a	n/a	n/a	Good	N/A	Refer to Drawing	n/a	Long	
H539	Hawthorn	5.0	n/a	n/a	n/a	Good	N/A	Refer to Drawing	n/a	Medium	
H540	Blackthorn; Hawthorn	3.0	n/a	n/a	n/a	Good	N/A	Refer to Drawing	n/a	Long	
H541	Blackthorn; Hawthorn	3.0	n/a	n/a	n/a	Good	N/A	Refer to Drawing	n/a	Long	
H542	Hawthorn; rose	3.0	n/a	n/a	n/a	Fair	N/A	Refer to Drawing	n/a	Long	
H543	Hawthorn; rose	5.0	n/a	n/a	n/a	Fair	N/A	Refer to Drawing	n/a	Long	
H544	Hawthorn; willow	5.0	n/a	n/a	n/a	Good	N/A	Refer to Drawing	n/a	Long	
H545	Hawthorn; willow; ash	6.0	n/a	n/a	n/a	Fair	N/A	Refer to Drawing	n/a	Long	
H546	Hawthorn	4.0	n/a	n/a	n/a	Good	N/A	Refer to Drawing	n/a	Long	
H547	Hawthorn	5.0	n/a	n/a	n/a	Good	N/A	Refer to Drawing	n/a	Long	
H548	Hawthorn; willow	5.0	n/a	n/a	n/a	Good	N/A	Refer to Drawing	n/a	Long	
H549	Hawthorn	5.0	n/a	n/a	n/a	Fair	N/A	Refer to Drawing	n/a	Medium	
H550	English Elm	7.0	n/a	n/a	n/a	Good	N/A	Refer to Drawing	n/a	Short	
H551	Blackthorn	1.0	n/a	n/a	n/a	Fair	N/A	Refer to Drawing	n/a	Long	
H552	Blackthorn	1.0	n/a	n/a	n/a	Fair	N/A	Refer to Drawing	n/a	Long	
H553	Hawthorn	2.0	n/a	n/a	n/a	Good	N/A	Refer to Drawing	n/a	Long	
H554	Hawthorn; elm	6.0	n/a	n/a	n/a	Good	N/A	Refer to Drawing	n/a	Long	
H555	English Elm	7.0	n/a	n/a	n/a	Good	N/A	Refer to Drawing	n/a	Short	
H556	Hawthorn	5.0	n/a	n/a	n/a	Good	N/A	Refer to Drawing	n/a	Long	
H557	Blackthorn	2.0	n/a	n/a	n/a	Good	N/A	Refer to Drawing	n/a	Long	
H558	Hawthorn	3.0	n/a	n/a	n/a	Good	N/A	Refer to Drawing	n/a	Medium	
H559	Hawthorn; willow	3.0	n/a	n/a	n/a	Good	N/A	Refer to Drawing	n/a	Long	
H560	Hawthorn; willow	3.0	n/a	n/a	n/a	Good	N/A	Refer to Drawing	n/a	Long	
H561	Hawthorn	5.0	n/a	n/a	n/a	Good	N/A	Refer to Drawing	n/a	Long	
H562	Hawthorn; willow	2.0	n/a	n/a	n/a	Poor	N/A	Refer to Drawing	n/a	Medium	
H563	Hawthorn	3.0	n/a	n/a	n/a	Good	N/A	Refer to Drawing	n/a	Long	
H564	Blackthorn	1.0	n/a	n/a	n/a	Fair	N/A	Refer to Drawing	n/a	Long	
H565	Hawthorn	2.0	n/a	n/a	n/a	Good	N/A	Refer to Drawing	n/a	Long	
H566	Ash; hawthorn	6.0	n/a	n/a	n/a	Good	N/A	Refer to Drawing	n/a	Long	
H567	Ash; hawthorn	7.0	n/a	n/a	n/a	Good	N/A	Refer to Drawing	n/a	Long	
H568	Ash; hawthorn	6.0	n/a	n/a	n/a	Fair	N/A	Refer to Drawing	n/a	Long	
H569	Hawthorn	5.0	n/a	n/a	n/a	Fair	N/A	Refer to Drawing	n/a	Long	
H570	Hawthorn	5.0	n/a	n/a	n/a	Fair	N/A	Refer to Drawing	n/a	Long	
H571	Hawthorn; willow	4.0	n/a	n/a	n/a	Fair	N/A	Refer to Drawing	n/a	Long	
H572	Blackthorn; hawthorn	3.0	n/a	n/a	n/a	Good	N/A	Refer to Drawing	n/a	Long	
H573	Hawthorn; ash	5.0	n/a	n/a	n/a	Good	N/A	Refer to Drawing	n/a	Long	
H574	Hawthorn; ash	4.0	n/a	n/a	n/a	Poor	N/A	Refer to Drawing	n/a	Long	
H575	Hawthorn; elm	4.0	n/a	n/a	n/a	Poor	N/A	Refer to Drawing	n/a	Medium	
H576	Ash	6.0	n/a	n/a	n/a	Good	N/A	Refer to Drawing	n/a	Long	
H577	Ash; hawthorn	5.0	n/a	n/a	n/a	Fair	N/A	Refer to Drawing	n/a	Long	

Hinkley Point C Connection Project - Environment Statement Volume 5.21.2 Appendix 21A

Ref	Species	Height	Stem Dia.	Crown Radius (Crown spread for groups)	Maturity	Condition	BS5837 Tree Quality Assess.	Radius of RPA guide circle	BS5837 RPA Area	Estimated Remaining Contribution	TPO
	Common name/s	(m)	(mm)	(m)	Young, Middle Age, Mature	Good, Fair, Poor, Veteran	A, B, C, U (1,2,3)	(m)	(m2)	Long, Medium, Short	(Ref)
H578	Ash	6.0	n/a	n/a	n/a	Fair	N/A	Refer to Drawing	n/a	Long	
H579	Ash; hawthorn	4.0	n/a	n/a	n/a	Good	N/A	Refer to Drawing	n/a	Long	
H580	Hawthorn; elm	4.0	n/a	n/a	n/a	Poor	N/A	Refer to Drawing	n/a	Medium	
H581	Ash; hawthorn	6.0	n/a	n/a	n/a	Fair	N/A	Refer to Drawing	n/a	Long	
H582	Hawthorn; willow	4.0	n/a	n/a	n/a	Fair	N/A	Refer to Drawing	n/a	Long	
H583	Ash; hawthorn	5.0	n/a	n/a	n/a	Fair	N/A	Refer to Drawing	n/a	Long	
H584	Hawthorn; willow	6.0	n/a	n/a	n/a	Fair	N/A	Refer to Drawing	n/a	Long	
H585	Hawthorn	5.0	n/a	n/a	n/a	Good	N/A	Refer to Drawing	n/a	Long	
H586	Hawthorn	7.0	n/a	n/a	n/a	Fair	N/A	Refer to Drawing	n/a	Long	
H587	Hawthorn	2.0	n/a	n/a	n/a	Fair	N/A	Refer to Drawing	n/a	Medium	
H588	Hawthorn	5.0	n/a	n/a	n/a	Fair	N/A	Refer to Drawing	n/a	Long	
H589	Ash; hawthorn	5.0	n/a	n/a	n/a	Fair	N/A	Refer to Drawing	n/a	Long	
H590	Hawthorn	4.0	n/a	n/a	n/a	Good	N/A	Refer to Drawing	n/a	Long	
H591	Hawthorn; willow	6.0	n/a	n/a	n/a	Fair	N/A	Refer to Drawing	n/a	Long	
H592	Ash; hawthorn	6.0	n/a	n/a	n/a	Fair	N/A	Refer to Drawing	n/a	Long	
H593	Hawthorn; willow	6.0	n/a	n/a	n/a	Fair	N/A	Refer to Drawing	n/a	Long	
H594	Ash; hawthorn	5.0	n/a	n/a	n/a	Good	N/A	Refer to Drawing	n/a	Long	
H595	Ash Hazel	5.0	n/a	n/a	n/a	Good	N/A	Refer to Drawing	n/a	Long	
H596	Hawthorn	2.0	n/a	n/a	n/a	Poor	N/A	Refer to Drawing	n/a	Medium	
H597	Ash; hawthorn	5.0	n/a	n/a	n/a	Good	N/A	Refer to Drawing	n/a	Long	
H598	Ash; hazel	6.0	n/a	n/a	n/a	Good	N/A	Refer to Drawing	n/a	Long	
H599	Hawthorn; blackthorn	2.0	n/a	n/a	n/a	Good	N/A	Refer to Drawing	n/a	Long	
H600	Hawthorn; blackthorn	2.0	n/a	n/a	n/a	Good	N/A	Refer to Drawing	n/a	Long	
H601	Hawthorn; blackthorn	4.0	n/a	n/a	n/a	Good	N/A	Refer to Drawing	n/a	Long	
H602	Hawthorn; blackthorn	2.0	n/a	n/a	n/a	Fair	N/A	Refer to Drawing	n/a	Long	
H603	Blackthorn; hawthorn	2.0	n/a	n/a	n/a	Good	N/A	Refer to Drawing	n/a	Long	
H604	Hawthorn; Blackthorn	4.0	n/a	n/a	n/a	Good	N/A	Refer to Drawing	n/a	Long	
H605	Hawthorn; midland thorn	6.0	n/a	n/a	n/a	Good	N/A	Refer to Drawing	n/a	Long	
H606	Willow	7.0	n/a	n/a	n/a	Poor	N/A	Refer to Drawing	n/a	Medium	
H607	Hawthorn; blackthorn; willow	3.0	n/a	n/a	n/a	Good	N/A	Refer to Drawing	n/a	Long	
H608	Hawthorn; blackthorn	5.0	n/a	n/a	n/a	Good	N/A	Refer to Drawing	n/a	Long	
H609	Hawthorn; blackthorn	3.0	n/a	n/a	n/a	Good	N/A	Refer to Drawing	n/a	Medium	
H610	Willow	8.0	n/a	n/a	n/a	Fair	N/A	Refer to Drawing	n/a	Medium	
H611	Hawthorn	4.0	n/a	n/a	n/a	Good	N/A	Refer to Drawing	n/a	Long	
H612	Hawthorn	3.0	n/a	n/a	n/a	Good	N/A	Refer to Drawing	n/a	Long	
H613	Elm hawthorn	5.0	n/a	n/a	n/a	Good	N/A	Refer to Drawing	n/a	Medium	
H614	Hawthorn	4.0	n/a	n/a	n/a	Good	N/A	Refer to Drawing	n/a	Long	
H615	Hawthorn	2.0	n/a	n/a	n/a	Good	N/A	Refer to Drawing	n/a	Long	
H616	Hawthorn; elm	2.0	n/a	n/a	n/a	Poor	N/A	Refer to Drawing	n/a	Short	
H617	Hawthorn; willow	4.0	n/a	n/a	n/a	Fair	N/A	Refer to Drawing	n/a	Long	
H618	Crack willow	7.0	n/a	n/a	n/a	Fair	N/A	Refer to Drawing	n/a	Long	
H619	Elm; hawthorn	5.0	n/a	n/a	n/a	Fair	N/A	Refer to Drawing	n/a	Long	
H620	Hawthorn	2.0	n/a	n/a	n/a	Fair	N/A	Refer to Drawing	n/a	Long	
H621	Crack willow	6.0	n/a	n/a	n/a	Fair	N/A	Refer to Drawing	n/a	Long	
H622	Crack willow	5.0	n/a	n/a	n/a	Fair	N/A	Refer to Drawing	n/a	Long	
H623	Blackthorn; hawthorn	5.0	n/a	n/a	n/a	Good	N/A	Refer to Drawing	n/a	Long	
H624	Hawthorn	3.0	n/a	n/a	n/a	Good	N/A	Refer to Drawing	n/a	Long	
H625	Hawthorn	5.0	n/a	n/a	n/a	Fair	N/A	Refer to Drawing	n/a	Long	

Hinkley Point C Connection Project - Environment Statement Volume 5.21.2 Appendix 21A

Ref	Species	Height	Stem Dia.	Crown Radius (Crown spread for groups)	Maturity	Condition	BS5837 Tree Quality Assess.	Radius of RPA guide circle	BS5837 RPA Area	Estimated Remaining Contribution	TPO
	Common name/s	(m)	(mm)	(m)	Young, Middle Age, Mature	Good, Fair, Poor, Veteran	A, B, C, U (1,2,3)	(m)	(m2)	Long, Medium, Short	(Ref)
H626	Hawthorn	3.0	n/a	n/a	n/a	Good	N/A	Refer to Drawing	n/a	Long	
H627	Blackthorn; hawthorn	4.0	n/a	n/a	n/a	Good	N/A	Refer to Drawing	n/a	Long	
H628	Elm; hawthorn	5.0	n/a	n/a	n/a	Good	N/A	Refer to Drawing	n/a	Long	
H629	Hawthorn; elm	6.0	n/a	n/a	n/a	Good	N/A	Refer to Drawing	n/a	Long	
H630	Hawthorn	3.0	n/a	n/a	n/a	Good	N/A	Refer to Drawing	n/a	Long	
H631	Hawthorn	3.0	n/a	n/a	n/a	Good	N/A	Refer to Drawing	n/a	Long	
H632	Hawthorn	3.0	n/a	n/a	n/a	Good	N/A	Refer to Drawing	n/a	Long	
H633	Hawthorn	5.0	n/a	n/a	n/a	Good	N/A	Refer to Drawing	n/a	Long	
H634	Hawthorn	3.0	n/a	n/a	n/a	Good	N/A	Refer to Drawing	n/a	Long	
H635	Hawthorn	3.0	n/a	n/a	n/a	Good	N/A	Refer to Drawing	n/a	Long	
H636	Hawthorn	4.0	n/a	n/a	n/a	Good	N/A	Refer to Drawing	n/a	Long	
H637	Hawthorn; willow	5.0	n/a	n/a	n/a	Fair	N/A	Refer to Drawing	n/a	Long	
H638	Hawthorn	4.0	n/a	n/a	n/a	Good	N/A	Refer to Drawing	n/a	Long	
H639	Hawthorn	3.0	n/a	n/a	n/a	Good	N/A	Refer to Drawing	n/a	Long	
H640	Hawthorn	3.0	n/a	n/a	n/a	Good	N/A	Refer to Drawing	n/a	Long	
H641	Hawthorn	3.0	n/a	n/a	n/a	Good	N/A	Refer to Drawing	n/a	Long	
H642	Hawthorn	3.0	n/a	n/a	n/a	Good	N/A	Refer to Drawing	n/a	Long	
H643	Hawthorn	3.0	n/a	n/a	n/a	Good	N/A	Refer to Drawing	n/a	Long	
H644	Hawthorn	3.0	n/a	n/a	n/a	Good	N/A	Refer to Drawing	n/a	Long	
H645	Hawthorn	1.0	n/a	n/a	n/a	Good	N/A	Refer to Drawing	n/a	Long	
H646	Hawthorn	3.0	n/a	n/a	n/a	Good	N/A	Refer to Drawing	n/a	Long	
H647	Hawthorn	3.0	n/a	n/a	n/a	Good	N/A	Refer to Drawing	n/a	Long	
H648	Hawthorn	3.0	n/a	n/a	n/a	Good	N/A	Refer to Drawing	n/a	Long	
H649	Hawthorn	6.0	n/a	n/a	n/a	Fair	N/A	Refer to Drawing	n/a	Long	
H650	Hawthorn; ash	4.0	n/a	n/a	n/a	Good	N/A	Refer to Drawing	n/a	Long	
H651	Hawthorn	3.0	n/a	n/a	n/a	Good	N/A	Refer to Drawing	n/a	Long	
H652	Hawthorn; oak	7.0	n/a	n/a	n/a	Good	N/A	Refer to Drawing	n/a	Long	
H653	Grey willow; hawthorn	5.0	n/a	n/a	n/a	Good	N/A	Refer to Drawing	n/a	Long	
H654	Hawthorn	3.0	n/a	n/a	n/a	Good	N/A	Refer to Drawing	n/a	Long	
H655	Hawthorn	5.0	n/a	n/a	n/a	Fair	N/A	Refer to Drawing	n/a	Long	
H656	Hawthorn	3.0	n/a	n/a	n/a	Good	N/A	Refer to Drawing	n/a	Long	
H657	Hawthorn	2.0	n/a	n/a	n/a	Good	N/A	Refer to Drawing	n/a	Long	
H658	Crack Willow	5.0	n/a	n/a	n/a	Good	N/A	Refer to Drawing	n/a	Long	
H659	Hawthorn; blackthorn	2.0	n/a	n/a	n/a	Good	N/A	Refer to Drawing	n/a	Long	
H660	Hawthorn	2.0	n/a	n/a	n/a	Good	N/A	Refer to Drawing	n/a	Long	
H661	Hawthorn	3.0	n/a	n/a	n/a	Good	N/A	Refer to Drawing	n/a	Long	
H662	Ash; grey willow; hawthorn	7.0	n/a	n/a	n/a	Good	N/A	Refer to Drawing	n/a	Long	
H663	Crack Willow	9.0	n/a	n/a	n/a	Fair	N/A	Refer to Drawing	n/a	Long	
H664	Willow; hawthorn	5.0	n/a	n/a	n/a	Fair	N/A	Refer to Drawing	n/a	Long	
H665	Hawthorn; blackthorn	2.0	n/a	n/a	n/a	Good	N/A	Refer to Drawing	n/a	Long	
H666	Hawthorn	2.0	n/a	n/a	n/a	Good	N/A	Refer to Drawing	n/a	Long	
H667	Hawthorn	2.0	n/a	n/a	n/a	Good	N/A	Refer to Drawing	n/a	Long	
H668	Hawthorn	2.0	n/a	n/a	n/a	Good	N/A	Refer to Drawing	n/a	Long	
H669	Blackthorn	2.0	n/a	n/a	n/a	Good	N/A	Refer to Drawing	n/a	Long	
H670	Hawthorn	2.0	n/a	n/a	n/a	Good	N/A	Refer to Drawing	n/a	Long	
H671	Hawthorn	2.0	n/a	n/a	n/a	Good	N/A	Refer to Drawing	n/a	Long	
H672	Blackthorn	2.0	n/a	n/a	n/a	Good	N/A	Refer to Drawing	n/a	Long	
H673	Blackthorn	2.0	n/a	n/a	n/a	Good	N/A	Refer to Drawing	n/a	Long	

Hinkley Point C Connection Project - Environment Statement Volume 5.21.2 Appendix 21A

Ref	Species	Height	Stem Dia.	Crown Radius (Crown spread for groups)	Maturity	Condition	BS5837 Tree Quality Assess.	Radius of RPA guide circle	BS5837 RPA Area	Estimated Remaining Contribution	TPO
	Common name/s	(m)	(mm)	(m)	Young, Middle Age, Mature	Good, Fair, Poor, Veteran	A, B, C, U (1,2,3)	(m)	(m2)	Long, Medium, Short	(Ref)
H674	Blackthorn; hawthorn	2.0	n/a	n/a	n/a	Good	N/A	Refer to Drawing	n/a	Long	
H675	Hawthorn; field maple; elm	6.0	n/a	n/a	n/a	Good	N/A	Refer to Drawing	n/a	Long	
H676	Hawthorn; blackthorn	2.0	n/a	n/a	n/a	Good	N/A	Refer to Drawing	n/a	Long	
H677	Blackthorn; elm	2.0	n/a	n/a	n/a	Good	N/A	Refer to Drawing	n/a	Long	
H678	Hawthorn	2.0	n/a	n/a	n/a	Good	N/A	Refer to Drawing	n/a	Long	
H679	Hawthorn	2.0	n/a	n/a	n/a	Good	N/A	Refer to Drawing	n/a	Long	
H680	Hawthorn; Bramble	2.0	n/a	n/a	n/a	Poor	N/A	Refer to Drawing	n/a	Long	
H681	Hawthorn; blackthorn	2.0	n/a	n/a	n/a	Good	N/A	Refer to Drawing	n/a	Long	
H682	Blackthorn	2.0	n/a	n/a	n/a	Good	N/A	Refer to Drawing	n/a	Long	
H683	Hawthorn; elm	4.0	n/a	n/a	n/a	Fair	N/A	Refer to Drawing	n/a	Medium	
H684	Hawthorn; blackthorn	2.0	n/a	n/a	n/a	Good	N/A	Refer to Drawing	n/a	Long	
H685	Hawthorn	3.0	n/a	n/a	n/a	Good	N/A	Refer to Drawing	n/a	Long	
H686	Hawthorn; blackthorn	4.0	n/a	n/a	n/a	Good	N/A	Refer to Drawing	n/a	Long	
H687	Field maple; hawthorn	2.0	n/a	n/a	n/a	Good	N/A	Refer to Drawing	n/a	Long	
H688	Hawthorn	2.0	n/a	n/a	n/a	Good	N/A	Refer to Drawing	n/a	Long	
H689	Hawthorn; blackthorn	2.0	n/a	n/a	n/a	Good	N/A	Refer to Drawing	n/a	Long	
H690	Field maple; hawthorn	2.0	n/a	n/a	n/a	Good	N/A	Refer to Drawing	n/a	Long	
H691	Hawthorn	2.0	n/a	n/a	n/a	Good	N/A	Refer to Drawing	n/a	Long	
H692	Hawthorn	2.0	n/a	n/a	n/a	Good	N/A	Refer to Drawing	n/a	Long	
H693	Blackthorn; hawthorn	2.0	n/a	n/a	n/a	Good	N/A	Refer to Drawing	n/a	Long	
H694	Hawthorn	2.0	n/a	n/a	n/a	Good	N/A	Refer to Drawing	n/a	Long	
H695	Hawthorn	2.0	n/a	n/a	n/a	Good	N/A	Refer to Drawing	n/a	Long	
H696	Hawthorn; elm	2.0	n/a	n/a	n/a	Good	N/A	Refer to Drawing	n/a	Long	
H697	Hawthorn	3.0	n/a	n/a	n/a	Good	N/A	Refer to Drawing	n/a	Long	
H698	Hawthorn	2.0	n/a	n/a	n/a	Good	N/A	Refer to Drawing	n/a	Long	
H699	Hawthorn	1.0	n/a	n/a	n/a	Good	N/A	Refer to Drawing	n/a	Long	
H700	Hawthorn; Blackthorn	3.0	n/a	n/a	n/a	Good	N/A	Refer to Drawing	n/a	Long	
H701	Hawthorn	2.0	n/a	n/a	n/a	Good	N/A	Refer to Drawing	n/a	Long	
H702	Hawthorn	2.0	n/a	n/a	n/a	Good	N/A	Refer to Drawing	n/a	Long	
H703	Hawthorn	3.0	n/a	n/a	n/a	Good	N/A	Refer to Drawing	n/a	Long	
H704	Willow	6.0	n/a	n/a	n/a	Fair	N/A	Refer to Drawing	n/a	Long	
H705	Hawthorn; Elm	3.0	n/a	n/a	n/a	Good	N/A	Refer to Drawing	n/a	Long	
H706	Hawthorn	2.0	n/a	n/a	n/a	Good	N/A	Refer to Drawing	n/a	Long	
H707	Bramble	1.0	n/a	n/a	n/a	Poor	N/A	Refer to Drawing	n/a	Short	
H708	Hawthorn	3.0	n/a	n/a	n/a	Good	N/A	Refer to Drawing	n/a	Long	
H709	Blackthorn	1.0	n/a	n/a	n/a	Good	N/A	Refer to Drawing	n/a	Long	
H710	Hawthorn	3.0	n/a	n/a	n/a	Good	N/A	Refer to Drawing	n/a	Long	
H711	Hawthorn	2.0	n/a	n/a	n/a	Good	N/A	Refer to Drawing	n/a	Long	
H712	Blackthorn; hawthorn	2.0	n/a	n/a	n/a	Good	N/A	Refer to Drawing	n/a	Long	
H713	Hawthorn	4.0	n/a	n/a	n/a	Good	N/A	Refer to Drawing	n/a	Long	
H714	Hawthorn	3.0	n/a	n/a	n/a	Good	N/A	Refer to Drawing	n/a	Long	
H715	Hawthorn	2.0	n/a	n/a	n/a	Good	N/A	Refer to Drawing	n/a	Long	
H716	Elder; hazel	2.0	n/a	n/a	n/a	Good	N/A	Refer to Drawing	n/a	Long	
H717	Hawthorn	2.0	n/a	n/a	n/a	Good	N/A	Refer to Drawing	n/a	Long	
H718	Hawthorn; blackthorn; field maple	4.0	n/a	n/a	n/a	Fair	N/A	Refer to Drawing	n/a	Long	
H719	Hawthorn	1.0	n/a	n/a	n/a	Good	N/A	Refer to Drawing	n/a	Long	
H720	Hawthorn	2.0	n/a	n/a	n/a	Good	N/A	Refer to Drawing	n/a	Long	
H721	Blackthorn; hawthorn	1.0	n/a	n/a	n/a	Good	N/A	Refer to Drawing	n/a	Long	

Hinkley Point C Connection Project - Environment Statement Volume 5.21.2 Appendix 21A

Ref	Species	Height	Stem Dia.	Crown Radius (Crown spread for groups)	Maturity	Condition	BS5837 Tree Quality Assess.	Radius of RPA guide circle	BS5837 RPA Area	Estimated Remaining Contribution	TPO
	Common name/s	(m)	(mm)	(m)	Young, Middle Age, Mature	Good, Fair, Poor, Veteran	A, B, C, U (1,2,3)	(m)	(m2)	Long, Medium, Short	(Ref)
H722	Hawthorn	3.0	n/a	n/a	n/a	Good	N/A	Refer to Drawing	n/a	Long	
H723	Hawthorn Elder	2.0	n/a	n/a	n/a	Good	N/A	Refer to Drawing	n/a	Long	
H724	Hazel; hawthorn; field maple	4.0	n/a	n/a	n/a	Good	N/A	Refer to Drawing	n/a	Long	
H725	Hawthorn	2.0	n/a	n/a	n/a	Good	N/A	Refer to Drawing	n/a	Long	
H726	Hawthorn	3.0	n/a	n/a	n/a	Fair	N/A	Refer to Drawing	n/a	Long	
H727	Hawthorn	2.0	n/a	n/a	n/a	Good	N/A	Refer to Drawing	n/a	Long	
H728	Hazel; field maple	4.0	n/a	n/a	n/a	Good	N/A	Refer to Drawing	n/a	Long	
H729	Hazel; field maple	4.0	n/a	n/a	n/a	Good	N/A	Refer to Drawing	n/a	Long	
H730	Hawthorn	2.0	n/a	n/a	n/a	Good	N/A	Refer to Drawing	n/a	Long	
H731	Hawthorn; elder	2.0	n/a	n/a	n/a	Good	N/A	Refer to Drawing	n/a	Long	
H732	Ash; field maple; wych elm	6.0	n/a	n/a	n/a	Fair	N/A	Refer to Drawing	n/a	Long	
H733	Hawthorn; elder	2.0	n/a	n/a	n/a	Good	N/A	Refer to Drawing	n/a	Long	
H734	Hawthorn; field maple	3.0	n/a	n/a	n/a	Good	N/A	Refer to Drawing	n/a	Long	
H735	Field maple; ash	6.0	n/a	n/a	n/a	Good	N/A	Refer to Drawing	n/a	Long	
H736	Hawthorn; elder; field maple	6.0	n/a	n/a	n/a	Fair	N/A	Refer to Drawing	n/a	Long	
H737	Ash; maple; elder	3.0	n/a	n/a	n/a	Good	N/A	Refer to Drawing	n/a	Long	
H738	Hawthorn; blackthorn; field maple	6.0	n/a	n/a	n/a	Good	N/A	Refer to Drawing	n/a	Long	
H739	Field Maple	2.0	n/a	n/a	n/a	Fair	N/A	Refer to Drawing	n/a	Medium	
H740	Field maple; hawthorn	3.0	n/a	n/a	n/a	Good	N/A	Refer to Drawing	n/a	Long	
H741	Field maple; ash; blackthorn	6.0	n/a	n/a	n/a	Fair	N/A	Refer to Drawing	n/a	Long	
H742	Field maple; blackthorn; sycamore	10.0	n/a	n/a	n/a	Good	N/A	Refer to Drawing	n/a	Long	
H743	Hawthorn	2.0	n/a	n/a	n/a	Good	N/A	Refer to Drawing	n/a	Long	
H744	Field maple; hawthorn	3.0	n/a	n/a	n/a	Good	N/A	Refer to Drawing	n/a	Long	
H745	Field maple; elder; hawthorn; ash	5.0	n/a	n/a	n/a	Fair	N/A	Refer to Drawing	n/a	Medium	
H746	Hawthorn; field maple	3.0	n/a	n/a	n/a	Good	N/A	Refer to Drawing	n/a	Long	
H747	Elder; hazel; blackthorn	6.0	n/a	n/a	n/a	Good	N/A	Refer to Drawing	n/a	Long	
H748	Hawthorn; blackthorn; elder	5.0	n/a	n/a	n/a	Fair	N/A	Refer to Drawing	n/a	Long	
H749	Hawthorn	3.0	n/a	n/a	n/a	Good	N/A	Refer to Drawing	n/a	Long	
H750	Hawthorn; sycamore; elder	4.0	n/a	n/a	n/a	Fair	N/A	Refer to Drawing	n/a	Long	
H751	Hazel; bramble; hawthorn	2.0	n/a	n/a	n/a	Fair	N/A	Refer to Drawing	n/a	Long	
H752	Sycamore; elder	3.0	n/a	n/a	n/a	Fair	N/A	Refer to Drawing	n/a	Long	
H753	Hawthorn; sycamore; hazel	3.0	n/a	n/a	n/a	Fair	N/A	Refer to Drawing	n/a	Long	
H754	Hawthorn	2.0	n/a	n/a	n/a	Good	N/A	Refer to Drawing	n/a	Long	
H755	Ash; sycamore; hazel	6.0	n/a	n/a	n/a	Fair	N/A	Refer to Drawing	n/a	Long	
H756	Sycamore Elder; hawthorn; field maple	3.0	n/a	n/a	n/a	Good	N/A	Refer to Drawing	n/a	Long	
H757	Elm; Hawthorn	3.0	n/a	n/a	n/a	Good	N/A	Refer to Drawing	n/a	Long	
H758	Hazel; sycamore; field maple; elder; hawthorn	5.0	n/a	n/a	n/a	Fair	N/A	Refer to Drawing	n/a	Long	
H759	Hawthorn; sycamore; elder; ash	7.0	n/a	n/a	n/a	Good	N/A	Refer to Drawing	n/a	Long	
H760	Hazel; field maple	6.0	n/a	n/a	n/a	Fair	N/A	Refer to Drawing	n/a	Long	
H761	Hazel; hawthorn	4.0	n/a	n/a	n/a	Good	N/A	Refer to Drawing	n/a	Long	
H762	Blackthorn; hazel	4.0	n/a	n/a	n/a	Good	N/A	Refer to Drawing	n/a	Long	
H763	Hazel; field maple; hawthorn	5.0	n/a	n/a	n/a	Fair	N/A	Refer to Drawing	n/a	Long	
H764	Hawthorn; hazel; field maple	4.0	n/a	n/a	n/a	Good	N/A	Refer to Drawing	n/a	Long	
H765	Hawthorn; elder; damson; spindle	2.0	n/a	n/a	n/a	Good	N/A	Refer to Drawing	n/a	Long	
H766	Hawthorn; hazel; field maple	4.0	n/a	n/a	n/a	Good	N/A	Refer to Drawing	n/a	Long	
H767	Hawthorn; elm; field maple; blackthorn; hazel	6.0	n/a	n/a	n/a	Good	N/A	Refer to Drawing	n/a	Long	
H768	Hawthorn; hazel; blackthorn; dogwood	7.0	n/a	n/a	n/a	Good	N/A	Refer to Drawing	n/a	Long	
H769	Hawthorn; hazel	4.0	n/a	n/a	n/a	Good	N/A	Refer to Drawing	n/a	Long	

Hinkley Point C Connection Project - Environment Statement Volume 5.21.2 Appendix 21A

Ref	Species	Height	Stem Dia.	Crown Radius (Crown spread for groups)	Maturity	Condition	BS5837 Tree Quality Assess.	Radius of RPA guide circle	BS5837 RPA Area	Estimated Remaining Contribution	TPO
	Common name/s	(m)	(mm)	(m)	Young, Middle Age, Mature	Good, Fair, Poor, Veteran	A, B, C, U (1,2,3)	(m)	(m2)	Long, Medium, Short	(Ref)
H770	Hawthorn; blackthorn; hazel	7.0	n/a	n/a	n/a	Good	N/A	Refer to Drawing	n/a	Long	
H771	Hawthorn; hazel; field maple	7.0	n/a	n/a	n/a	Good	N/A	Refer to Drawing	n/a	Long	
H772	Hawthorn; blackthorn; ash	6.0	n/a	n/a	n/a	Good	N/A	Refer to Drawing	n/a	Long	
H773	Hawthorn; hazel	4.0	n/a	n/a	n/a	Good	N/A	Refer to Drawing	n/a	Long	
H774	Hawthorn; hazel; field maple	7.0	n/a	n/a	n/a	Good	N/A	Refer to Drawing	n/a	Long	
H775	Hazel; hawthorn; field maple; ash	4.0	n/a	n/a	n/a	Good	N/A	Refer to Drawing	n/a	Long	
H776	Hawthorn; dogwood; field maple	4.0	n/a	n/a	n/a	Good	N/A	Refer to Drawing	n/a	Long	
H777	Hawthorn; dogwood; field maple	4.0	n/a	n/a	n/a	Good	N/A	Refer to Drawing	n/a	Long	
H778	Hazel; hawthorn; field maple; ash	4.0	n/a	n/a	n/a	Good	N/A	Refer to Drawing	n/a	Long	
H779	Hawthorn; blackthorn; oak	4.0	n/a	n/a	n/a	Good	N/A	Refer to Drawing	n/a	Long	
H780	Hawthorn; blackthorn; oak	4.0	n/a	n/a	n/a	Good	N/A	Refer to Drawing	n/a	Long	
H781	Blackthorn; hawthorn; hazel	5.0	n/a	n/a	n/a	Good	N/A	Refer to Drawing	n/a	Long	
H782	Hawthorn; Holly	1.0	n/a	n/a	n/a	Fair	N/A	Refer to Drawing	n/a	Long	
H783	Hawthorn; blackthorn; elder	3.0	n/a	n/a	n/a	Good	N/A	Refer to Drawing	n/a	Long	
H784	Hawthorn; blackthorn; field maple	1.0	n/a	n/a	n/a	Good	N/A	Refer to Drawing	n/a	Long	
H785	Blackthorn; hawthorn	2.0	n/a	n/a	n/a	Good	N/A	Refer to Drawing	n/a	Long	
H786	Hawthorn	5.0	n/a	n/a	n/a	Good	N/A	Refer to Drawing	n/a	Long	
H789	Blackthorn; dogwood	2.0	n/a	n/a	n/a	Good	N/A	Refer to Drawing	n/a	Long	
H790	Hawthorn	5.0	n/a	n/a	n/a	Good	N/A	Refer to Drawing	n/a	Long	
H791	Hawthorn	5.0	n/a	n/a	n/a	Good	N/A	Refer to Drawing	n/a	Long	
H793	Hawthorn; blackthorn	1.0	n/a	n/a	n/a	Good	N/A	Refer to Drawing	n/a	Long	
H794	Blackthorn; rose; hazel	2.0	n/a	n/a	n/a	Good	N/A	Refer to Drawing	n/a	Long	
H795	Blackthorn; hazel	2.0	n/a	n/a	n/a	Good	N/A	Refer to Drawing	n/a	Long	
H796	Blackthorn	2.0	n/a	n/a	n/a	Good	N/A	Refer to Drawing	n/a	Long	
H797	Blackthorn; hazel; field maple	2.0	n/a	n/a	n/a	Good	N/A	Refer to Drawing	n/a	Long	
H798	Hawthorn; blackthorn; ash	5.0	n/a	n/a	n/a	Good	N/A	Refer to Drawing	n/a	Long	
H800	Hawthorn; blackthorn; hazel	6.0	n/a	n/a	n/a	Fair	N/A	Refer to Drawing	n/a	Long	
H801	Hawthorn; hazel	4.0	n/a	n/a	n/a	Good	N/A	Refer to Drawing	n/a	Long	
H803	Hawthorn; ash; hazel; field maple	5.0	n/a	n/a	n/a	Good	N/A	Refer to Drawing	n/a	Long	
H804	Hawthorn; blackthorn	3.0	n/a	n/a	n/a	Good	N/A	Refer to Drawing	n/a	Long	
H805	Hawthorn; blackthorn; field maple	2.0	n/a	n/a	n/a	Good	N/A	Refer to Drawing	n/a	Long	
H806	Hawthorn; hazel; willow; blackthorn	3.0	n/a	n/a	n/a	Good	N/A	Refer to Drawing	n/a	Long	
H808	Field maple; blackthorn; dogwood	2.0	n/a	n/a	n/a	Good	N/A	Refer to Drawing	n/a	Long	
H809	Hawthorn	3.0	n/a	n/a	n/a	Fair	N/A	Refer to Drawing	n/a	Long	
H810	Field maple; hawthorn; hazel; apple	7.0	n/a	n/a	n/a	Good	N/A	Refer to Drawing	n/a	Long	
H812	Hawthorn; blackthorn; field maple	2.0	n/a	n/a	n/a	Good	N/A	Refer to Drawing	n/a	Long	
H813	Dogwood; field maple; blackthorn	2.0	n/a	n/a	n/a	Good	N/A	Refer to Drawing	n/a	Long	
H814	Blackthorn; ash; hazel	2.0	n/a	n/a	n/a	Good	N/A	Refer to Drawing	n/a	Long	
H815	Hawthorn; blackthorn	1.0	n/a	n/a	n/a	Fair	N/A	Refer to Drawing	n/a	Medium	
H817	Elm; hawthorn; hazel; blackthorn	3.0	n/a	n/a	n/a	Good	N/A	Refer to Drawing	n/a	Long	
H818	Blackthorn; hawthorn	2.0	n/a	n/a	n/a	Good	N/A	Refer to Drawing	n/a	Long	
H819	Hawthorn; blackthorn; goat willow	3.0	n/a	n/a	n/a	Good	N/A	Refer to Drawing	n/a	Long	
H820	Hazel; blackthorn; hawthorn	3.0	n/a	n/a	n/a	Good	N/A	Refer to Drawing	n/a	Long	
H822	Hawthorn; hazel; ash; blackthorn	3.0	n/a	n/a	n/a	Good	N/A	Refer to Drawing	n/a	Long	
H823	Blackthorn; hawthorn	3.0	n/a	n/a	n/a	Good	N/A	Refer to Drawing	n/a	Long	
H824	Hawthorn	2.0	n/a	n/a	n/a	Good	N/A	Refer to Drawing	n/a	Long	
H825	Blackthorn; hawthorn	2.0	n/a	n/a	n/a	Good	N/A	Refer to Drawing	n/a	Long	
H826	Hawthorn; field maple; elm; hazel	2.0	n/a	n/a	n/a	Good	N/A	Refer to Drawing	n/a	Long	

Hinkley Point C Connection Project - Environment Statement Volume 5.21.2 Appendix 21A

Ref	Species	Height	Stem Dia.	Crown Radius (Crown spread for groups)	Maturity	Condition	BS5837 Tree Quality Assess.	Radius of RPA guide circle	BS5837 RPA Area	Estimated Remaining Contribution	TPO
	Common name/s	(m)	(mm)	(m)	Young, Middle Age, Mature	Good, Fair, Poor, Veteran	A, B, C, U (1,2,3)	(m)	(m2)	Long, Medium, Short	(Ref)
H829	Hawthorn; blackthorn	3.0	n/a	n/a	n/a	Fair	N/A	Refer to Drawing	n/a	Medium	
H830	Hawthorn; field maple	2.0	n/a	n/a	n/a	Good	N/A	Refer to Drawing	n/a	Long	
H831	Hawthorn; blackthorn	2.0	n/a	n/a	n/a	Good	N/A	Refer to Drawing	n/a	Long	
H832	Field maple; dogwood; blackthorn; ash	2.0	n/a	n/a	n/a	Good	N/A	Refer to Drawing	n/a	Long	
H833	Field maple; hawthorn; dogwood; elm	2.0	n/a	n/a	n/a	Good	N/A	Refer to Drawing	n/a	Long	
H834	Hazel; blackthorn; ash; willow	3.0	n/a	n/a	n/a	Good	N/A	Refer to Drawing	n/a	Long	
H835	Hazel; field maple; hawthorn	2.0	n/a	n/a	n/a	Good	N/A	Refer to Drawing	n/a	Long	
H836	Field maple; blackthorn; hazel; dogwood	2.0	n/a	n/a	n/a	Good	N/A	Refer to Drawing	n/a	Long	
H837	Hazel; blackthorn; hawthorn	4.0	n/a	n/a	n/a	Good	N/A	Refer to Drawing	n/a	Long	
H838	Blackthorn; hazel; hawthorn	4.0	n/a	n/a	n/a	Fair	N/A	Refer to Drawing	n/a	Long	
H839	Purging buckthorn; hawthorn	5.0	n/a	n/a	n/a	Fair	N/A	Refer to Drawing	n/a	Long	
H840	Hawthorn; purging buckthorn; field maple	3.0	n/a	n/a	n/a	Poor	N/A	Refer to Drawing	n/a	Long	
H841	Hazel; Hawthorn; Blackthorn	3.0	n/a	n/a	n/a	Good	N/A	Refer to Drawing	n/a	Long	
H842	Blackthorn; hawthorn	2.0	n/a	n/a	n/a	Good	N/A	Refer to Drawing	n/a	Long	
H843	Hawthorn; ash	4.0	n/a	n/a	n/a	Fair	N/A	Refer to Drawing	n/a	Long	
H844	Hawthorn; blackthorn	4.0	n/a	n/a	n/a	Poor	N/A	Refer to Drawing	n/a	Long	
H845	Blackthorn	1.0	n/a	n/a	n/a	Poor	N/A	Refer to Drawing	n/a	Long	
H846	Elm; field maple; hawthorn; blackthorn	2.0	n/a	n/a	n/a	Good	N/A	Refer to Drawing	n/a	Long	
H847	Blackthorn	2.0	n/a	n/a	n/a	Good	N/A	Refer to Drawing	n/a	Long	
H848	Blackthorn; hawthorn	1.0	n/a	n/a	n/a	Good	N/A	Refer to Drawing	n/a	Long	
H849	Blackthorn; hawthorn	1.0	n/a	n/a	n/a	Good	N/A	Refer to Drawing	n/a	Long	
H850	Hawthorn	1.0	n/a	n/a	n/a	Good	N/A	Refer to Drawing	n/a	Long	
H851	Blackthorn; hawthorn	1.0	n/a	n/a	n/a	Fair	N/A	Refer to Drawing	n/a	Long	
H852	Blackthorn; hawthorn	2.0	n/a	n/a	n/a	Good	N/A	Refer to Drawing	n/a	Long	
H853	Hawthorn	2.0	n/a	n/a	n/a	Good	N/A	Refer to Drawing	n/a	Long	
H854	Hawthorn; blackthorn	2.0	n/a	n/a	n/a	Good	N/A	Refer to Drawing	n/a	Long	
H855	Hawthorn; elm	2.0	n/a	n/a	n/a	Good	N/A	Refer to Drawing	n/a	Long	
H856	Hawthorn	2.0	n/a	n/a	n/a	Good	N/A	Refer to Drawing	n/a	Long	
H857	Hawthorn; elm	2.0	n/a	n/a	n/a	Good	N/A	Refer to Drawing	n/a	Long	
H858	Hawthorn	2.0	n/a	n/a	n/a	Good	N/A	Refer to Drawing	n/a	Long	
H859	Hawthorn	4.0	n/a	n/a	n/a	Fair	N/A	Refer to Drawing	n/a	Long	
H860	Hawthorn	2.0	n/a	n/a	n/a	Good	N/A	Refer to Drawing	n/a	Long	
H861	Hazel; blackthorn	3.0	n/a	n/a	n/a	Good	N/A	Refer to Drawing	n/a	Long	
H862	Elm; hawthorn	3.0	n/a	n/a	n/a	Good	N/A	Refer to Drawing	n/a	Long	
H863	Elm; hazel	4.0	n/a	n/a	n/a	Good	N/A	Refer to Drawing	n/a	Long	
H864	Elm; hawthorn	2.0	n/a	n/a	n/a	Good	N/A	Refer to Drawing	n/a	Long	
H865	Elm; hazel	3.0	n/a	n/a	n/a	Good	N/A	Refer to Drawing	n/a	Long	
H866	Hazel; hawthorn	2.0	n/a	n/a	n/a	Good	N/A	Refer to Drawing	n/a	Long	
H867	Hazel	3.0	n/a	n/a	n/a	Good	N/A	Refer to Drawing	n/a	Long	
H868	Hawthorn	3.0	n/a	n/a	n/a	Good	N/A	Refer to Drawing	n/a	Long	
H869	Elm; hazel	2.0	n/a	n/a	n/a	Good	N/A	Refer to Drawing	n/a	Long	
H870	Elm; hazel	3.0	n/a	n/a	n/a	Good	N/A	Refer to Drawing	n/a	Long	
H871	Elm	2.0	n/a	n/a	n/a	Good	N/A	Refer to Drawing	n/a	Long	
H872	Hazel; elm	3.0	n/a	n/a	n/a	Good	N/A	Refer to Drawing	n/a	Long	
H873	Elm	2.0	n/a	n/a	n/a	Good	N/A	Refer to Drawing	n/a	Long	
H874	Elm	3.0	n/a	n/a	n/a	Good	N/A	Refer to Drawing	n/a	Long	
H875	Elm; hazel	2.0	n/a	n/a	n/a	Good	N/A	Refer to Drawing	n/a	Long	
H876	Elm	2.0	n/a	n/a	n/a	Good	N/A	Refer to Drawing	n/a	Long	

Hinkley Point C Connection Project - Environment Statement Volume 5.21.2 Appendix 21A

Ref	Species	Height	Stem Dia.	Crown Radius (Crown spread for groups)	Maturity	Condition	BS5837 Tree Quality Assess.	Radius of RPA guide circle	BS5837 RPA Area	Estimated Remaining Contribution	TPO
	Common name/s	(m)	(mm)	(m)	Young, Middle Age, Mature	Good, Fair, Poor, Veteran	A, B, C, U (1,2,3)	(m)	(m2)	Long, Medium, Short	(Ref)
H877	Elm	1.0	n/a	n/a	n/a	Good	N/A	Refer to Drawing	n/a	Long	
H878	Hawthorn; blackthorn	2.0	n/a	n/a	n/a	Good	N/A	Refer to Drawing	n/a	Long	
H879	Elm	3.0	n/a	n/a	n/a	Good	N/A	Refer to Drawing	n/a	Long	
H880	Hawthorn	2.0	n/a	n/a	n/a	Good	N/A	Refer to Drawing	n/a	Long	
H881	Ash	7.0	n/a	n/a	n/a	Good	N/A	Refer to Drawing	n/a	Long	
H882	Hawthorn	6.0	n/a	n/a	n/a	Good	N/A	Refer to Drawing	n/a	Long	
H883	Hawthorn	5.0	n/a	n/a	n/a	Good	N/A	Refer to Drawing	n/a	Long	
H884	Ash	3.0	n/a	n/a	n/a	Good	N/A	Refer to Drawing	n/a	Long	
H885	Hawthorn; elder	1.0	n/a	n/a	n/a	Good	N/A	Refer to Drawing	n/a	Long	
H886	Hawthorn; blackthorn; elder	5.0	n/a	n/a	n/a	Good	N/A	Refer to Drawing	n/a	Long	
H887	Willow; elm	5.0	n/a	n/a	n/a	Good	N/A	Refer to Drawing	n/a	Long	
H888	Hawthorn; hazel; blackthorn	2.0	n/a	n/a	n/a	Good	N/A	Refer to Drawing	n/a	Long	
H889	Hawthorn	4.0	n/a	n/a	n/a	Good	N/A	Refer to Drawing	n/a	Long	
H890	Hazel; elm	3.0	n/a	n/a	n/a	Good	N/A	Refer to Drawing	n/a	Long	
H891	Elder; elm	4.0	n/a	n/a	n/a	Good	N/A	Refer to Drawing	n/a	Medium	
H892	Hazel; Elm	4.0	n/a	n/a	n/a	Good	N/A	Refer to Drawing	n/a	Long	
H893	Hawthorn	1.0	n/a	n/a	n/a	Fair	N/A	Refer to Drawing	n/a	Long	
H894	Hawthorn	3.0	n/a	n/a	n/a	Good	N/A	Refer to Drawing	n/a	Long	
H895	Elder; hawthorn	1.0	n/a	n/a	n/a	Good	N/A	Refer to Drawing	n/a	Long	
H896	Elm; blackthorn	2.0	n/a	n/a	n/a	Good	N/A	Refer to Drawing	n/a	Long	
H897	Hazel; elm	3.0	n/a	n/a	n/a	Good	N/A	Refer to Drawing	n/a	Medium	
H898	Elm; Blackthorn	3.0	n/a	n/a	n/a	Good	N/A	Refer to Drawing	n/a	Long	
H899	Elder; hawthorn	1.0	n/a	n/a	n/a	Good	N/A	Refer to Drawing	n/a	Long	
H900	Willow	5.0	n/a	n/a	n/a	Good	N/A	Refer to Drawing	n/a	Long	
H901	Hawthorn	1.0	n/a	n/a	n/a	Good	N/A	Refer to Drawing	n/a	Long	
H902	Hawthorn; blackthorn	2.0	n/a	n/a	n/a	Good	N/A	Refer to Drawing	n/a	Long	
H903	Elder; elm	2.0	n/a	n/a	n/a	Good	N/A	Refer to Drawing	n/a	Medium	
H904	Hazel; elm; dogwood	2.0	n/a	n/a	n/a	Good	N/A	Refer to Drawing	n/a	Long	
H905	Hawthorn; blackthorn; hazel; elm	3.0	n/a	n/a	n/a	Good	N/A	Refer to Drawing	n/a	Long	
H906	Hazel; blackthorn; hawthorn	4.0	n/a	n/a	n/a	Good	N/A	Refer to Drawing	n/a	Long	
H907	Hawthorn	1.0	n/a	n/a	n/a	Fair	N/A	Refer to Drawing	n/a	Long	
H908	Elm; hawthorn	2.0	n/a	n/a	n/a	Good	N/A	Refer to Drawing	n/a	Long	
H909	Blackthorn; elm	3.0	n/a	n/a	n/a	Good	N/A	Refer to Drawing	n/a	Medium	
H910	Blackthorn; hazel; elder	3.0	n/a	n/a	n/a	Fair	N/A	Refer to Drawing	n/a	Long	
H911	Hawthorn	2.0	n/a	n/a	n/a	Fair	N/A	Refer to Drawing	n/a	Long	
H912	Blackthorn; elm; elder	4.0	n/a	n/a	n/a	Good	N/A	Refer to Drawing	n/a	Medium	
H913	Hawthorn; blackthorn	2.0	n/a	n/a	n/a	Good	N/A	Refer to Drawing	n/a	Long	
H914	Blackthorn; elder	2.0	n/a	n/a	n/a	Good	N/A	Refer to Drawing	n/a	Long	
H915	Hawthorn; elder; cherry	3.0	n/a	n/a	n/a	Good	N/A	Refer to Drawing	n/a	Long	
H916	Hawthorn; blackthorn; elder; field maple	3.0	n/a	n/a	n/a	Good	N/A	Refer to Drawing	n/a	Long	
H917	Hazel; hawthorn; elder; field maple	3.0	n/a	n/a	n/a	Good	N/A	Refer to Drawing	n/a	Long	
H918	Hawthorn; field maple; dogrose	3.0	n/a	n/a	n/a	Good	N/A	Refer to Drawing	n/a	Long	
H919	Blackthorn	2.0	n/a	n/a	n/a	Good	N/A	Refer to Drawing	n/a	Long	
H920	Blackthorn; Hazel; Elm	3.0	n/a	n/a	n/a	Good	N/A	Refer to Drawing	n/a	Long	
H921	Hawthorn; blackthorn	3.0	n/a	n/a	n/a	Good	N/A	Refer to Drawing	n/a	Long	
H922	Hawthorn; blackthorn	3.0	n/a	n/a	n/a	Good	N/A	Refer to Drawing	n/a	Long	
H923	Elm; hawthorn; ash; elder	9.0	n/a	n/a	n/a	Good	N/A	Refer to Drawing	n/a	Long	
H924	Elm; willow; purging blackthorn; hawthorn	4.0	n/a	n/a	n/a	Good	N/A	Refer to Drawing	n/a	Long	

Hinkley Point C Connection Project - Environment Statement Volume 5.21.2 Appendix 21A

Ref	Species	Height	Stem Dia.	Crown Radius (Crown spread for groups)	Maturity	Condition	BS5837 Tree Quality Assess.	Radius of RPA guide circle	BS5837 RPA Area	Estimated Remaining Contribution	TPO
	Common name/s	(m)	(mm)	(m)	Young, Middle Age, Mature	Good, Fair, Poor, Veteran	A, B, C, U (1,2,3)	(m)	(m2)	Long, Medium, Short	(Ref)
H925	Purging buckthorn; hawthorn; willow; ash	5.0	n/a	n/a	n/a	Good	N/A	Refer to Drawing	n/a	Long	
H926	Hawthorn; willow; elder	4.0	n/a	n/a	n/a	Fair	N/A	Refer to Drawing	n/a	Long	
H927	Hawthorn; elder	2.0	n/a	n/a	n/a	Poor	N/A	Refer to Drawing	n/a	Long	
H928	Purging buckthorn; elm	5.0	n/a	n/a	n/a	Fair	N/A	Refer to Drawing	n/a	Long	
H929	Purging buckthorn; hawthorn	2.0	n/a	n/a	n/a	Good	N/A	Refer to Drawing	n/a	Long	
H930	Willow	3.0	n/a	n/a	n/a	Poor	N/A	Refer to Drawing	n/a	Long	
H931	Hawthorn	3.0	n/a	n/a	n/a	Poor	N/A	Refer to Drawing	n/a	Long	
H932	Hawthorn; willow	5.0	n/a	n/a	n/a	Fair	N/A	Refer to Drawing	n/a	Long	
H933	Purging buckthorn; hawthorn; elder; willow	8.0	n/a	n/a	n/a	Fair	N/A	Refer to Drawing	n/a	Long	
H934	Hawthorn; willow; blackthorn	3.0	n/a	n/a	n/a	Good	N/A	Refer to Drawing	n/a	Long	
H935	Willow; blackthorn; ash	4.0	n/a	n/a	n/a	Good	N/A	Refer to Drawing	n/a	Long	
H936	Elder; purging buckthorn	4.0	n/a	n/a	n/a	Poor	N/A	Refer to Drawing	n/a	Long	
H937	Blackthorn	1.0	n/a	n/a	n/a	Good	N/A	Refer to Drawing	n/a	Long	
H938	Blackthorn; Hawthorn	3.0	n/a	n/a	n/a	Good	N/A	Refer to Drawing	n/a	Long	
H939	Blackthorn; Hawthorn	3.0	n/a	n/a	n/a	Good	N/A	Refer to Drawing	n/a	Long	
H940	Hawthorn; crack willow; grey willow; blackthorn	6.0	n/a	n/a	n/a	Good	N/A	Refer to Drawing	n/a	Long	
H941	Hawthorn	1.0	n/a	n/a	n/a	Good	N/A	Refer to Drawing	n/a	Long	
H942	Hawthorn; blackthorn; ash	3.0	n/a	n/a	n/a	Fair	N/A	Refer to Drawing	n/a	Medium	
H943	Hawthorn	1.0	n/a	n/a	n/a	Good	N/A	Refer to Drawing	n/a	Long	
H944	Grey willow; blackthorn; hawthorn	6.0	n/a	n/a	n/a	Good	N/A	Refer to Drawing	n/a	Long	
H945	Hawthorn; blackthorn	1.0	n/a	n/a	n/a	Good	N/A	Refer to Drawing	n/a	Long	
H946	Crack; willow; blackthorn; hawthorn	7.0	n/a	n/a	n/a	Good	N/A	Refer to Drawing	n/a	Long	
H947	Hawthorn; blackthorn	1.0	n/a	n/a	n/a	Good	N/A	Refer to Drawing	n/a	Long	
H948	Blackthorn; hawthorn	1.0	n/a	n/a	n/a	Good	N/A	Refer to Drawing	n/a	Long	
H949	Hawthorn	1.0	n/a	n/a	n/a	Good	N/A	Refer to Drawing	n/a	Long	
H950	Hawthorn; blackthorn	2.0	n/a	n/a	n/a	Good	N/A	Refer to Drawing	n/a	Long	
H951	Hawthorn; blackthorn	1.0	n/a	n/a	n/a	Fair	N/A	Refer to Drawing	n/a	Long	
H952	Blackthorn; hawthorn	4.0	n/a	n/a	n/a	Poor	N/A	Refer to Drawing	n/a	Long	
H953	Blackthorn; hawthorn	5.0	n/a	n/a	n/a	Good	N/A	Refer to Drawing	n/a	Long	
H954	Hawthorn	5.0	n/a	n/a	n/a	Fair	N/A	Refer to Drawing	n/a	Long	
H955	Hawthorn	1.0	n/a	n/a	n/a	Poor	N/A	Refer to Drawing	n/a	Long	
H956	Hawthorn	5.0	n/a	n/a	n/a	Fair	N/A	Refer to Drawing	n/a	Long	
H957	Blackthorn; hawthorn	4.0	n/a	n/a	n/a	Poor	N/A	Refer to Drawing	n/a	Long	
H958	Hawthorn; blackthorn	3.0	n/a	n/a	n/a	Good	N/A	Refer to Drawing	n/a	Long	
H959	Hawthorn; blackthorn; willow	3.0	n/a	n/a	n/a	Poor	N/A	Refer to Drawing	n/a	Long	
H960	Hawthorn	2.0	n/a	n/a	n/a	Poor	N/A	Refer to Drawing	n/a	Short	
H961	Hawthorn	3.0	n/a	n/a	n/a	Good	N/A	Refer to Drawing	n/a	Long	
H962	Hawthorn	2.0	n/a	n/a	n/a	Good	N/A	Refer to Drawing	n/a	Long	
H963	Hawthorn; blackthorn	3.0	n/a	n/a	n/a	Fair	N/A	Refer to Drawing	n/a	Long	
H964	Hawthorn	2.0	n/a	n/a	n/a	Good	N/A	Refer to Drawing	n/a	Long	
H965	Hawthorn	2.0	n/a	n/a	n/a	Poor	N/A	Refer to Drawing	n/a	Medium	
H966	Hawthorn	3.0	n/a	n/a	n/a	Good	N/A	Refer to Drawing	n/a	Long	
H967	Hawthorn	7.0	n/a	n/a	n/a	Fair	N/A	Refer to Drawing	n/a	Long	
H968	Hawthorn; willow	7.0	n/a	n/a	n/a	Good	N/A	Refer to Drawing	n/a	Long	
H969	Hawthorn	6.0	n/a	n/a	n/a	Fair	N/A	Refer to Drawing	n/a	Long	
H970	Hawthorn	5.0	n/a	n/a	n/a	Poor	N/A	Refer to Drawing	n/a	Long	
H971	Hawthorn	3.0	n/a	n/a	n/a	Good	N/A	Refer to Drawing	n/a	Long	
H972	Hawthorn	2.0	n/a	n/a	n/a	Good	N/A	Refer to Drawing	n/a	Long	

Hinkley Point C Connection Project - Environment Statement Volume 5.21.2 Appendix 21A

Ref	Species	Height	Stem Dia.	Crown Radius (Crown spread for groups)	Maturity	Condition	BS5837 Tree Quality Assess.	Radius of RPA guide circle	BS5837 RPA Area	Estimated Remaining Contribution	TPO
	Common name/s	(m)	(mm)	(m)	Young, Middle Age, Mature	Good, Fair, Poor, Veteran	A, B, C, U (1,2,3)	(m)	(m2)	Long, Medium, Short	(Ref)
H973	Hawthorn	5.0	n/a	n/a	n/a	Good	N/A	Refer to Drawing	n/a	Long	
H974	Hawthorn	3.0	n/a	n/a	n/a	Good	N/A	Refer to Drawing	n/a	Long	
H975	Hawthorn	2.0	n/a	n/a	n/a	Good	N/A	Refer to Drawing	n/a	Long	
H976	Hawthorn; damson	6.0	n/a	n/a	n/a	Good	N/A	Refer to Drawing	n/a	Long	
H977	Hawthorn; damson	6.0	n/a	n/a	n/a	Good	N/A	Refer to Drawing	n/a	Long	
H978	Hawthorn	3.0	n/a	n/a	n/a	Good	N/A	Refer to Drawing	n/a	Long	
H979	Hawthorn	4.0	n/a	n/a	n/a	Good	N/A	Refer to Drawing	n/a	Long	
H980	Hawthorn	3.0	n/a	n/a	n/a	Good	N/A	Refer to Drawing	n/a	Long	
H981	Hawthorn	4.0	n/a	n/a	n/a	Good	N/A	Refer to Drawing	n/a	Long	
H982	Hawthorn; elm; willow	7.0	n/a	n/a	n/a	Fair	N/A	Refer to Drawing	n/a	Long	
H983	Elm	5.0	n/a	n/a	n/a	Good	N/A	Refer to Drawing	n/a	Medium	
H984	Willow	3.0	n/a	n/a	n/a	Good	N/A	Refer to Drawing	n/a	Long	
H985	Elm; blackthorn	9.0	n/a	n/a	n/a	Good	N/A	Refer to Drawing	n/a	Medium	
H986	Hawthorn; ash; elm	2.0	n/a	n/a	n/a	Good	N/A	Refer to Drawing	n/a	Long	
H987	Hawthorn; elder; blackthorn	4.0	n/a	n/a	n/a	Fair	N/A	Refer to Drawing	n/a	Long	
H988	Blackthorn; hawthorn	3.0	n/a	n/a	n/a	Good	N/A	Refer to Drawing	n/a	Long	
H989	Blackthorn; hawthorn	4.0	n/a	n/a	n/a	Good	N/A	Refer to Drawing	n/a	Long	
H990	Hawthorn	1.0	n/a	n/a	n/a	Good	N/A	Refer to Drawing	n/a	Long	
H991	Hawthorn; ash	4.0	n/a	n/a	n/a	Poor	N/A	Refer to Drawing	n/a	Short	
H992	Hawthorn; elder; ash	5.0	n/a	n/a	n/a	Fair	N/A	Refer to Drawing	n/a	Medium	
H993	Hawthorn; ash; blackthorn	7.0	n/a	n/a	n/a	Good	N/A	Refer to Drawing	n/a	Long	
H994	Hawthorn; blackthorn; grey willow	5.0	n/a	n/a	n/a	Fair	N/A	Refer to Drawing	n/a	Long	
H995	Hawthorn	5.0	n/a	n/a	n/a	Poor	N/A	Refer to Drawing	n/a	Long	
H996	Willow; hawthorn	5.0	n/a	n/a	n/a	Poor	N/A	Refer to Drawing	n/a	Long	
H997	Hawthorn; willow	4.0	n/a	n/a	n/a	Poor	N/A	Refer to Drawing	n/a	Long	
H998	Willow; hawthorn; field maple; blackthorn	3.0	n/a	n/a	n/a	Good	N/A	Refer to Drawing	n/a	Long	
H999	Hawthorn	4.0	n/a	n/a	n/a	Poor	N/A	Refer to Drawing	n/a	Long	
H1000	Willow; hawthorn	5.0	n/a	n/a	n/a	Good	N/A	Refer to Drawing	n/a	Long	
H1001	Hawthorn; willow	5.0	n/a	n/a	n/a	Poor	N/A	Refer to Drawing	n/a	Long	
H1002	Hawthorn; blackthorn; willow; elm; ash	6.0	n/a	n/a	n/a	Good	N/A	Refer to Drawing	n/a	Long	
H1003	Blackthorn	2.0	n/a	n/a	n/a	Good	N/A	Refer to Drawing	n/a	Long	
H1004	Hawthorn; elm	3.0	n/a	n/a	n/a	Good	N/A	Refer to Drawing	n/a	Long	
H1005	Hawthorn	4.0	n/a	n/a	n/a	Poor	N/A	Refer to Drawing	n/a	Long	
H1006	Elder; hawthorn	4.0	n/a	n/a	n/a	Good	N/A	Refer to Drawing	n/a	Long	
H1007	Hawthorn	3.0	n/a	n/a	n/a	Good	N/A	Refer to Drawing	n/a	Long	
H1008	Hawthorn	4.0	n/a	n/a	n/a	Good	N/A	Refer to Drawing	n/a	Long	
H1009	Hawthorn	4.0	n/a	n/a	n/a	Good	N/A	Refer to Drawing	n/a	Long	
H1010	Hawthorn	5.0	n/a	n/a	n/a	Good	N/A	Refer to Drawing	n/a	Long	
H1011	Hawthorn; elm	7.0	n/a	n/a	n/a	Good	N/A	Refer to Drawing	n/a	Long	
H1012	Hawthorn	6.0	n/a	n/a	n/a	Good	N/A	Refer to Drawing	n/a	Long	
H1013	Hawthorn	4.0	n/a	n/a	n/a	Good	N/A	Refer to Drawing	n/a	Long	
H1014	Hawthorn	6.0	n/a	n/a	n/a	Poor	N/A	Refer to Drawing	n/a	Long	
H1015	Hawthorn	5.0	n/a	n/a	n/a	Fair	N/A	Refer to Drawing	n/a	Long	
H1016	Hawthorn	4.0	n/a	n/a	n/a	Poor	N/A	Refer to Drawing	n/a	Medium	
H1017	Hawthorn	5.0	n/a	n/a	n/a	Fair	N/A	Refer to Drawing	n/a	Long	
H1018	Hawthorn	4.0	n/a	n/a	n/a	Fair	N/A	Refer to Drawing	n/a	Medium	
H1019	Hawthorn; crack willow	6.0	n/a	n/a	n/a	Good	N/A	Refer to Drawing	n/a	Long	
H1020	Hawthorn	1.0	n/a	n/a	n/a	Good	N/A	Refer to Drawing	n/a	Long	

Hinkley Point C Connection Project - Environment Statement Volume 5.21.2 Appendix 21A

Ref	Species	Height	Stem Dia.	Crown Radius (Crown spread for groups)	Maturity	Condition	BS5837 Tree Quality Assess.	Radius of RPA guide circle	BS5837 RPA Area	Estimated Remaining Contribution	TPO
	Common name/s	(m)	(mm)	(m)	Young, Middle Age, Mature	Good, Fair, Poor, Veteran	A, B, C, U (1,2,3)	(m)	(m2)	Long, Medium, Short	(Ref)
H1021	Hawthorn	1.0	n/a	n/a	n/a	Poor	N/A	Refer to Drawing	n/a	Long	
H1022	Hawthorn	5.0	n/a	n/a	n/a	Good	N/A	Refer to Drawing	n/a	Long	
H1024	Hawthorn	1.0	n/a	n/a	n/a	Good	N/A	Refer to Drawing	n/a	Long	
H1025	Hawthorn	4.0	n/a	n/a	n/a	Good	N/A	Refer to Drawing	n/a	Long	
H1026	Hawthorn	5.0	n/a	n/a	n/a	Fair	N/A	Refer to Drawing	n/a	Long	
H1027	Hawthorn; blackthorn	5.0	n/a	n/a	n/a	Good	N/A	Refer to Drawing	n/a	Long	
H1028	Hawthorn	5.0	n/a	n/a	n/a	Good	N/A	Refer to Drawing	n/a	Long	
H1029	Hawthorn	1.0	n/a	n/a	n/a	Good	N/A	Refer to Drawing	n/a	Long	
H1030	Hawthorn	4.0	n/a	n/a	n/a	Good	N/A	Refer to Drawing	n/a	Long	
H1031	Hawthorn; blackthorn	1.0	n/a	n/a	n/a	Good	N/A	Refer to Drawing	n/a	Long	
H1032	Hawthorn	4.0	n/a	n/a	n/a	Fair	N/A	Refer to Drawing	n/a	Long	
H1033	Hawthorn; walnut	7.0	n/a	n/a	n/a	Good	N/A	Refer to Drawing	n/a	Long	
H1034	Hawthorn; blackthorn	5.0	n/a	n/a	n/a	Good	N/A	Refer to Drawing	n/a	Long	
H1035	Hawthorn; blackthorn	4.0	n/a	n/a	n/a	Poor	N/A	Refer to Drawing	n/a	Long	
H1036	Hawthorn	4.0	n/a	n/a	n/a	Poor	N/A	Refer to Drawing	n/a	Long	
H1037	Willow; hawthorn	3.0	n/a	n/a	n/a	Good	N/A	Refer to Drawing	n/a	Long	
H1038	Hawthorn; blackthorn; elder	2.0	n/a	n/a	n/a	Good	N/A	Refer to Drawing	n/a	Long	
H1039	Hawthorn	2.0	n/a	n/a	n/a	Good	N/A	Refer to Drawing	n/a	Long	
H1040	Elm; willow; hawthorn	6.0	n/a	n/a	n/a	Good	N/A	Refer to Drawing	n/a	Long	
H1041	Hawthorn	3.0	n/a	n/a	n/a	Fair	N/A	Refer to Drawing	n/a	Long	
H1042	Hawthorn	4.0	n/a	n/a	n/a	Good	N/A	Refer to Drawing	n/a	Long	
H1043	Hawthorn	2.0	n/a	n/a	n/a	Poor	N/A	Refer to Drawing	n/a	Long	
H1044	Hawthorn	4.0	n/a	n/a	n/a	Fair	N/A	Refer to Drawing	n/a	Long	
H1045	Hawthorn	3.0	n/a	n/a	n/a	Good	N/A	Refer to Drawing	n/a	Long	
H1046	Hawthorn	4.0	n/a	n/a	n/a	Good	N/A	Refer to Drawing	n/a	Long	
H1047	Hawthorn	3.0	n/a	n/a	n/a	Good	N/A	Refer to Drawing	n/a	Long	
H1048	Hawthorn; elder	2.0	n/a	n/a	n/a	Good	N/A	Refer to Drawing	n/a	Long	
H1049	Hawthorn	2.0	n/a	n/a	n/a	Good	N/A	Refer to Drawing	n/a	Long	
H1050	Hawthorn	2.0	n/a	n/a	n/a	Good	N/A	Refer to Drawing	n/a	Long	
H1051	Hawthorn; blackthorn	2.0	n/a	n/a	n/a	Good	N/A	Refer to Drawing	n/a	Long	
H1052	Hawthorn	4.0	n/a	n/a	n/a	Poor	N/A	Refer to Drawing	n/a	Long	
H1053	Hawthorn	6.0	n/a	n/a	n/a	Good	N/A	Refer to Drawing	n/a	Long	
H1054	Hawthorn	5.0	n/a	n/a	n/a	Poor	N/A	Refer to Drawing	n/a	Medium	
H1055	Hawthorn	6.0	n/a	n/a	n/a	Good	N/A	Refer to Drawing	n/a	Long	
H1056	Hawthorn	3.0	n/a	n/a	n/a	Good	N/A	Refer to Drawing	n/a	Long	
H1057	Lombardy poplar	14.0	n/a	n/a	n/a	Good	N/A	Refer to Drawing	n/a	Long	
H1058	Crack willow	9.0	n/a	n/a	n/a	Fair	N/A	Refer to Drawing	n/a	Long	
H1059	Hawthorn; Blackthorn	4.0	n/a	n/a	n/a	Good	N/A	Refer to Drawing	n/a	Long	
H1060	Hawthorn	5.0	n/a	n/a	n/a	Fair	N/A	Refer to Drawing	n/a	Long	
H1061	Hawthorn; ash	2.0	n/a	n/a	n/a	Good	N/A	Refer to Drawing	n/a	Long	
H1062	Hawthorn; blackthorn	3.0	n/a	n/a	n/a	Good	N/A	Refer to Drawing	n/a	Long	
H1063	Blackthorn	3.0	n/a	n/a	n/a	Good	N/A	Refer to Drawing	n/a	Long	
H1064	Hawthorn; elm	6.0	n/a	n/a	n/a	Good	N/A	Refer to Drawing	n/a	Long	
H1065	Blackthorn; hawthorn	3.0	n/a	n/a	n/a	Good	N/A	Refer to Drawing	n/a	Long	
H1066	Hawthorn	3.0	n/a	n/a	n/a	Good	N/A	Refer to Drawing	n/a	Long	
H1067	Hawthorn; blackthorn	2.0	n/a	n/a	n/a	Good	N/A	Refer to Drawing	n/a	Long	
H1068	Hawthorn	3.0	n/a	n/a	n/a	Good	N/A	Refer to Drawing	n/a	Long	
H1069	Hawthorn	2.0	n/a	n/a	n/a	Good	N/A	Refer to Drawing	n/a	Long	

Hinkley Point C Connection Project - Environment Statement Volume 5.21.2 Appendix 21A

Ref	Species	Height	Stem Dia.	Crown Radius (Crown spread for groups)	Maturity	Condition	BS5837 Tree Quality Assess.	Radius of RPA guide circle	BS5837 RPA Area	Estimated Remaining Contribution	TPO
	Common name/s	(m)	(mm)	(m)	Young, Middle Age, Mature	Good, Fair, Poor, Veteran	A, B, C, U (1,2,3)	(m)	(m2)	Long, Medium, Short	(Ref)
H1070	Hawthorn; blackthorn	3.0	n/a	n/a	n/a	Good	N/A	Refer to Drawing	n/a	Long	
H1071	Blackthorn; hawthorn	3.0	n/a	n/a	n/a	Good	N/A	Refer to Drawing	n/a	Long	
H1072	Hawthorn	4.0	n/a	n/a	n/a	Poor	N/A	Refer to Drawing	n/a	Long	
H1073	Willow	2.0	n/a	n/a	n/a	Good	N/A	Refer to Drawing	n/a	Long	
H1074	Hawthorn	4.0	n/a	n/a	n/a	Poor	N/A	Refer to Drawing	n/a	Long	
H1075	Willow	2.0	n/a	n/a	n/a	Fair	N/A	Refer to Drawing	n/a	Long	
H1076	Hawthorn	4.0	n/a	n/a	n/a	Poor	N/A	Refer to Drawing	n/a	Long	
H1077	Hawthorn	1.0	n/a	n/a	n/a	Poor	N/A	Refer to Drawing	n/a	Long	
H1078	Hawthorn	5.0	n/a	n/a	n/a	Poor	N/A	Refer to Drawing	n/a	Long	
H1080	Hawthorn; elm	5.0	n/a	n/a	n/a	Poor	N/A	Refer to Drawing	n/a	Long	
H1081	Hawthorn	2.0	n/a	n/a	n/a	Good	N/A	Refer to Drawing	n/a	Long	
H1082	Hawthorn; blackthorn	4.0	n/a	n/a	n/a	Fair	N/A	Refer to Drawing	n/a	Medium	
H1083	Blackthorn; hawthorn	3.0	n/a	n/a	n/a	Good	N/A	Refer to Drawing	n/a	Long	
H1084	Hawthorn	4.0	n/a	n/a	n/a	Good	N/A	Refer to Drawing	n/a	Long	
H1085	Blackthorn	6.0	n/a	n/a	n/a	Good	N/A	Refer to Drawing	n/a	Long	
H1086	Willow; hawthorn; blackthorn	6.0	n/a	n/a	n/a	Fair	N/A	Refer to Drawing	n/a	Medium	
H1087	Damson; ash	2.0	n/a	n/a	n/a	Fair	N/A	Refer to Drawing	n/a	Long	
H1088	Damson; ash	2.0	n/a	n/a	n/a	Fair	N/A	Refer to Drawing	n/a	Long	
H1089	Hawthorn; ash; willow	5.0	n/a	n/a	n/a	Good	N/A	Refer to Drawing	n/a	Long	
H1090	Hawthorn; willow	6.0	n/a	n/a	n/a	Fair	N/A	Refer to Drawing	n/a	Medium	
H1091	Ash; elder; snowberry	3.0	n/a	n/a	n/a	Good	N/A	Refer to Drawing	n/a	Long	
H1092	Ash; elder; snowberry	3.0	n/a	n/a	n/a	Good	N/A	Refer to Drawing	n/a	Long	
H1093	Hawthorn; willow	9.0	n/a	n/a	n/a	Fair	N/A	Refer to Drawing	n/a	Medium	
H1094	Hawthorn	2.0	n/a	n/a	n/a	Good	N/A	Refer to Drawing	n/a	Long	
H1095	Hawthorn	5.0	n/a	n/a	n/a	Fair	N/A	Refer to Drawing	n/a	Medium	
H1096	Hawthorn; willow	6.0	n/a	n/a	n/a	Fair	N/A	Refer to Drawing	n/a	Medium	
H1097	Hawthorn; willow	4.0	n/a	n/a	n/a	Fair	N/A	Refer to Drawing	n/a	Medium	
H1098	Hawthorn; willow	5.0	n/a	n/a	n/a	Poor	N/A	Refer to Drawing	n/a	Short	
H1099	Hawthorn; willow	4.0	n/a	n/a	n/a	Good	N/A	Refer to Drawing	n/a	Medium	
H1100	Hawthorn; elm	3.0	n/a	n/a	n/a	Good	N/A	Refer to Drawing	n/a	Long	
H1101	Hawthorn	1.0	n/a	n/a	n/a	Good	N/A	Refer to Drawing	n/a	Long	
H1102	Hawthorn	2.0	n/a	n/a	n/a	Fair	N/A	Refer to Drawing	n/a	Medium	
H1103	Hawthorn	1.0	n/a	n/a	n/a	Good	N/A	Refer to Drawing	n/a	Long	
H1104	Hawthorn; elm	3.0	n/a	n/a	n/a	Good	N/A	Refer to Drawing	n/a	Long	
H1105	Hawthorn	1.0	n/a	n/a	n/a	Good	N/A	Refer to Drawing	n/a	Long	
H1106	Hawthorn	6.0	n/a	n/a	n/a	Poor	N/A	Refer to Drawing	n/a	Short	
H1107	Hawthorn	2.0	n/a	n/a	n/a	Poor	N/A	Refer to Drawing	n/a	Short	
H1108	Hawthorn; elm	3.0	n/a	n/a	n/a	Good	N/A	Refer to Drawing	n/a	Long	
H1109	Hawthorn	1.0	n/a	n/a	n/a	Fair	N/A	Refer to Drawing	n/a	Long	
H1110	Hawthorn; blackthorn; field maple	6.0	n/a	n/a	n/a	Poor	N/A	Refer to Drawing	n/a	Short	
H1111	Hawthorn	4.0	n/a	n/a	n/a	Poor	N/A	Refer to Drawing	n/a	Short	
H1112	Hawthorn; willow	6.0	n/a	n/a	n/a	Fair	N/A	Refer to Drawing	n/a	Medium	
H1113	Hawthorn	5.0	n/a	n/a	n/a	Poor	N/A	Refer to Drawing	n/a	Short	
H1114	Hawthorn; elm	1.0	n/a	n/a	n/a	Good	N/A	Refer to Drawing	n/a	Long	
H1115	Hawthorn	2.0	n/a	n/a	n/a	Good	N/A	Refer to Drawing	n/a	Long	
H1116	Elm; hawthorn	2.0	n/a	n/a	n/a	Good	N/A	Refer to Drawing	n/a	Long	
H1117	Hawthorn; crack willow	4.0	n/a	n/a	n/a	Good	N/A	Refer to Drawing	n/a	Long	
H1118	Willow	6.0	n/a	n/a	n/a	Poor	N/A	Refer to Drawing	n/a	Long	

Hinkley Point C Connection Project - Environment Statement Volume 5.21.2 Appendix 21A

Ref	Species	Height	Stem Dia.	Crown Radius (Crown spread for groups)	Maturity	Condition	BS5837 Tree Quality Assess.	Radius of RPA guide circle	BS5837 RPA Area	Estimated Remaining Contribution	TPO
	Common name/s	(m)	(mm)	(m)	Young, Middle Age, Mature	Good, Fair, Poor, Veteran	A, B, C, U (1,2,3)	(m)	(m2)	Long, Medium, Short	(Ref)
H1119	Hawthorn	3.0	n/a	n/a	n/a	Good	N/A	Refer to Drawing	n/a	Long	
H1120	Hawthorn; crack willow; ash	5.0	n/a	n/a	n/a	Fair	N/A	Refer to Drawing	n/a	Long	
H1121	Hawthorn; grey willow; crack willow	3.0	n/a	n/a	n/a	Good	N/A	Refer to Drawing	n/a	Long	
H1122	Blackthorn; Hazel; Elm	3.0	n/a	n/a	n/a	Good	N/A	Refer to Drawing	n/a	Long	
H1123	Hawthorn	3.0	n/a	n/a	n/a	Poor	N/A	Refer to Drawing	n/a	Medium	
H1124	Elm; elder	1.0	n/a	n/a	n/a	Good	N/A	Refer to Drawing	n/a	Long	
H1125	Elm; elder	2.0	n/a	n/a	n/a	Good	N/A	Refer to Drawing	n/a	Long	
H1126	Hawthorn; elder	2.0	n/a	n/a	n/a	Good	N/A	Refer to Drawing	n/a	Long	
H1127	Hawthorn; elder	2.0	n/a	n/a	n/a	Good	N/A	Refer to Drawing	n/a	Long	
H1128	Hawthorn	1.0	n/a	n/a	n/a	Good	N/A	Refer to Drawing	n/a	Long	
H1129	Blackthorn; damson; hawthorn	2.0	n/a	n/a	n/a	Good	N/A	Refer to Drawing	n/a	Medium	
H1130	Blackthorn; damson; hawthorn	2.0	n/a	n/a	n/a	Good	N/A	Refer to Drawing	n/a	Medium	
H1131	Blackthorn; hawthorn	3.0	n/a	n/a	n/a	Good	N/A	Refer to Drawing	n/a	Long	
H1132	Hawthorn	1.0	n/a	n/a	n/a	Good	N/A	Refer to Drawing	n/a	Long	
H1133	Hawthorn; dogwood	1.0	n/a	n/a	n/a	Fair	N/A	Refer to Drawing	n/a	Medium	
H1134	Blackthorn; hawthorn	2.0	n/a	n/a	n/a	Good	N/A	Refer to Drawing	n/a	Long	
H1135	Blackthorn; ash; oak	5.0	n/a	n/a	n/a	Good	N/A	Refer to Drawing	n/a	Long	
H1136	Hawthorn; ash	3.0	n/a	n/a	n/a	Poor	N/A	Refer to Drawing	n/a	Long	
H1137	Hawthorn; blackthorn	2.0	n/a	n/a	n/a	Fair	N/A	Refer to Drawing	n/a	Long	
H1138	Hawthorn	2.0	n/a	n/a	n/a	Poor	N/A	Refer to Drawing	n/a	Medium	
H1139	Hawthorn	2.0	n/a	n/a	n/a	Fair	N/A	Refer to Drawing	n/a	Long	
H1140	Hawthorn	1.0	n/a	n/a	n/a	Good	N/A	Refer to Drawing	n/a	Long	
H1141	Hawthorn	3.0	n/a	n/a	n/a	Good	N/A	Refer to Drawing	n/a	Long	
H1142	Hawthorn	5.0	n/a	n/a	n/a	Poor	N/A	Refer to Drawing	n/a	Long	
H1143	Hawthorn	5.0	n/a	n/a	n/a	Good	N/A	Refer to Drawing	n/a	Long	
H1145	Hawthorn	6.0	n/a	n/a	n/a	Poor	N/A	Refer to Drawing	n/a	Long	
H1146	Hawthorn	4.0	n/a	n/a	n/a	Fair	N/A	Refer to Drawing	n/a	Medium	
H1147	Hawthorn	4.0	n/a	n/a	n/a	Fair	N/A	Refer to Drawing	n/a	Medium	
H1148	Hawthorn	5.0	n/a	n/a	n/a	Fair	N/A	Refer to Drawing	n/a	Medium	
H1149	Hawthorn; grey willow	6.0	n/a	n/a	n/a	Fair	N/A	Refer to Drawing	n/a	Medium	
H1150	Hawthorn	5.0	n/a	n/a	n/a	Fair	N/A	Refer to Drawing	n/a	Long	
H1151	Hawthorn	5.0	n/a	n/a	n/a	Poor	N/A	Refer to Drawing	n/a	Short	
H1152	Hawthorn	5.0	n/a	n/a	n/a	Poor	N/A	Refer to Drawing	n/a	Long	
H1153	Hawthorn	5.0	n/a	n/a	n/a	Good	N/A	Refer to Drawing	n/a	Long	
H1154	Hawthorn; willow	4.0	n/a	n/a	n/a	Poor	N/A	Refer to Drawing	n/a	Long	
H1155	Hawthorn; osier	2.0	n/a	n/a	n/a	Poor	N/A	Refer to Drawing	n/a	Long	
H1156	Hawthorn	1.0	n/a	n/a	n/a	Good	N/A	Refer to Drawing	n/a	Long	
H1157	Hawthorn	2.0	n/a	n/a	n/a	Fair	N/A	Refer to Drawing	n/a	Long	
H1158	Hawthorn	1.0	n/a	n/a	n/a	Fair	N/A	Refer to Drawing	n/a	Long	
H1159	Hawthorn; osier	1.0	n/a	n/a	n/a	Poor	N/A	Refer to Drawing	n/a	Long	
H1160	Elm; hawthorn	2.0	n/a	n/a	n/a	Poor	N/A	Refer to Drawing	n/a	Long	
H1161	Hawthorn	2.0	n/a	n/a	n/a	Poor	N/A	Refer to Drawing	n/a	Long	
H1162	Hawthorn; blackthorn	1.0	n/a	n/a	n/a	Good	N/A	Refer to Drawing	n/a	Long	
H1163	Hawthorn; ash	2.0	n/a	n/a	n/a	Poor	N/A	Refer to Drawing	n/a	Long	
H1164	Hawthorn; elm	2.0	n/a	n/a	n/a	Poor	N/A	Refer to Drawing	n/a	Long	
H1165	Hawthorn; blackthorn; willow	2.0	n/a	n/a	n/a	Good	N/A	Refer to Drawing	n/a	Long	
H1166	Hawthorn; blackthorn; willow	2.0	n/a	n/a	n/a	Good	N/A	Refer to Drawing	n/a	Long	
H1167	Hawthorn; ash	1.0	n/a	n/a	n/a	Good	N/A	Refer to Drawing	n/a	Long	

Hinkley Point C Connection Project - Environment Statement Volume 5.21.2 Appendix 21A

Ref	Species	Height	Stem Dia.	Crown Radius (Crown spread for groups)	Maturity	Condition	BS5837 Tree Quality Assess.	Radius of RPA guide circle	BS5837 RPA Area	Estimated Remaining Contribution	TPO
	Common name/s	(m)	(mm)	(m)	Young, Middle Age, Mature	Good, Fair, Poor, Veteran	A, B, C, U (1,2,3)	(m)	(m2)	Long, Medium, Short	(Ref)
H1168	Hawthorn; ash	1.0	n/a	n/a	n/a	Good	N/A	Refer to Drawing	n/a	Long	
H1169	Oak; ash crack willow; blackthorn; hawthorn	11.0	n/a	n/a	n/a	Good	N/A	Refer to Drawing	n/a	Long	
H1170	Ash; hawthorn; blackthorn; crack willow; grey will	11.0	n/a	n/a	n/a	Good	N/A	Refer to Drawing	n/a	Long	
H1171	Hawthorn; blackthorn	1.0	n/a	n/a	n/a	Good	N/A	Refer to Drawing	n/a	Long	
H1172	Hawthorn; blackthorn	1.0	n/a	n/a	n/a	Good	N/A	Refer to Drawing	n/a	Long	
H1173	Blackthorn; hawthorn; crack willow; grey willow; ash	7.0	n/a	n/a	n/a	Good	N/A	Refer to Drawing	n/a	Long	
H1174	Hawthorn; blackthorn; willow	2.0	n/a	n/a	n/a	Good	N/A	Refer to Drawing	n/a	Long	
H1175	Hawthorn; blackthorn; willow	2.0	n/a	n/a	n/a	Good	N/A	Refer to Drawing	n/a	Long	
H1176	Hawthorn; blackthorn; ash willow	7.0	n/a	n/a	n/a	Good	N/A	Refer to Drawing	n/a	Long	
H1177	Hawthorn; blackthorn	2.0	n/a	n/a	n/a	Fair	N/A	Refer to Drawing	n/a	Long	
H1178	Hawthorn; blackthorn	2.0	n/a	n/a	n/a	Fair	N/A	Refer to Drawing	n/a	Long	
H1179	Hawthorn; blackthorn	1.0	n/a	n/a	n/a	Good	N/A	Refer to Drawing	n/a	Long	
H1180	Hawthorn; blackthorn	1.0	n/a	n/a	n/a	Good	N/A	Refer to Drawing	n/a	Long	
H1181	Hawthorn	2.0	n/a	n/a	n/a	Good	N/A	Refer to Drawing	n/a	Long	
H1182	Ash; blackthorn; elm; hawthorn	2.0	n/a	n/a	n/a	Good	N/A	Refer to Drawing	n/a	Long	
H1183	Hawthorn	2.0	n/a	n/a	n/a	Good	N/A	Refer to Drawing	n/a	Long	
H1184	Hawthorn	4.0	n/a	n/a	n/a	Fair	N/A	Refer to Drawing	n/a	Long	
H1185	Hawthorn; ash	6.0	n/a	n/a	n/a	Good	N/A	Refer to Drawing	n/a	Long	
H1186	Hawthorn; elm; blackthorn	2.0	n/a	n/a	n/a	Good	N/A	Refer to Drawing	n/a	Long	
H1187	Hawthorn	5.0	n/a	n/a	n/a	Good	N/A	Refer to Drawing	n/a	Long	
H1188	Hawthorn	6.0	n/a	n/a	n/a	Fair	N/A	Refer to Drawing	n/a	Long	
H1189	Hawthorn	4.0	n/a	n/a	n/a	Good	N/A	Refer to Drawing	n/a	Long	
H1190	Hawthorn	2.0	n/a	n/a	n/a	Good	N/A	Refer to Drawing	n/a	Long	
H1191	Hawthorn	5.0	n/a	n/a	n/a	Good	N/A	Refer to Drawing	n/a	Long	
H1192	Hawthorn; blackthorn	6.0	n/a	n/a	n/a	Good	N/A	Refer to Drawing	n/a	Long	
H1193	Hawthorn; blackthorn	6.0	n/a	n/a	n/a	Good	N/A	Refer to Drawing	n/a	Long	
H1194	Hawthorn	6.0	n/a	n/a	n/a	Fair	N/A	Refer to Drawing	n/a	Long	
H1195	Hawthorn	5.0	n/a	n/a	n/a	Poor	N/A	Refer to Drawing	n/a	Long	
H1196	Elm; Hazel	5.0	n/a	n/a	n/a	Good	N/A	Refer to Drawing	n/a	Long	
H1197	Hawthorn	1.0	n/a	n/a	n/a	Good	N/A	Refer to Drawing	n/a	Long	
H1198	Hawthorn	1.0	n/a	n/a	n/a	Good	N/A	Refer to Drawing	n/a	Long	
H1199	Hawthorn	5.0	n/a	n/a	n/a	Fair	N/A	Refer to Drawing	n/a	Long	
H1200	Hawthorn; blackthorn	2.0	n/a	n/a	n/a	Good	N/A	Refer to Drawing	n/a	Long	
H1201	Hawthorn	5.0	n/a	n/a	n/a	Good	N/A	Refer to Drawing	n/a	Long	
H1202	Hawthorn; blackthorn	5.0	n/a	n/a	n/a	Fair	N/A	Refer to Drawing	n/a	Long	
H1203	Hawthorn; blackthorn	4.0	n/a	n/a	n/a	Good	N/A	Refer to Drawing	n/a	Long	
H1204	Hawthorn	2.0	n/a	n/a	n/a	Good	N/A	Refer to Drawing	n/a	Long	
H1205	Hawthorn	2.0	n/a	n/a	n/a	Good	N/A	Refer to Drawing	n/a	Long	
H1206	Hawthorn; willow	5.0	n/a	n/a	n/a	Poor	N/A	Refer to Drawing	n/a	Long	
H1207	Hawthorn	2.0	n/a	n/a	n/a	Good	N/A	Refer to Drawing	n/a	Long	
H1208	Hawthorn; willow	5.0	n/a	n/a	n/a	Poor	N/A	Refer to Drawing	n/a	Medium	
H1209	Blackthorn	4.0	n/a	n/a	n/a	Fair	N/A	Refer to Drawing	n/a	Long	
H1210	Elder	3.0	n/a	n/a	n/a	Poor	N/A	Refer to Drawing	n/a	Short	
H1211	Hawthorn	4.0	n/a	n/a	n/a	Good	N/A	Refer to Drawing	n/a	Long	
H1212	Blackthorn	4.0	n/a	n/a	n/a	Good	N/A	Refer to Drawing	n/a	Long	
H1213	Hawthorn	2.0	n/a	n/a	n/a	Good	N/A	Refer to Drawing	n/a	Long	
H1214	Blackthorn	3.0	n/a	n/a	n/a	Fair	N/A	Refer to Drawing	n/a	Long	
H1215	Blackthorn	4.0	n/a	n/a	n/a	Fair	N/A	Refer to Drawing	n/a	Long	

Hinkley Point C Connection Project - Environment Statement Volume 5.21.2 Appendix 21A

Ref	Species	Height	Stem Dia.	Crown Radius (Crown spread for groups)	Maturity	Condition	BS5837 Tree Quality Assess.	Radius of RPA guide circle	BS5837 RPA Area	Estimated Remaining Contribution	TPO
	Common name/s	(m)	(mm)	(m)	Young, Middle Age, Mature	Good, Fair, Poor, Veteran	A, B, C, U (1,2,3)	(m)	(m2)	Long, Medium, Short	(Ref)
H1216	Elm; blackthorn	5.0	n/a	n/a	n/a	Fair	N/A	Refer to Drawing	n/a	Long	
H1217	Elm; field maple; hawthorn; willow	5.0	n/a	n/a	n/a	Good	N/A	Refer to Drawing	n/a	Long	
H1218	Damson; hawthorn; blackthorn	6.0	n/a	n/a	n/a	Good	N/A	Refer to Drawing	n/a	Long	
H1219	Hawthorn	2.0	n/a	n/a	n/a	Good	N/A	Refer to Drawing	n/a	Long	
H1220	Hawthorn	2.0	n/a	n/a	n/a	Good	N/A	Refer to Drawing	n/a	Long	
H1221	Elm; Hazel; Blackthorn	4.0	n/a	n/a	n/a	Good	N/A	Refer to Drawing	n/a	Long	
H1222	Hawthorn	2.0	n/a	n/a	n/a	Fair	N/A	Refer to Drawing	n/a	Medium	
H1223	Hawthorn; blackthorn	2.0	n/a	n/a	n/a	Good	N/A	Refer to Drawing	n/a	Long	
H1224	Hawthorn; blackthorn	2.0	n/a	n/a	n/a	Good	N/A	Refer to Drawing	n/a	Long	
H1225	Hawthorn; blackthorn	2.0	n/a	n/a	n/a	Good	N/A	Refer to Drawing	n/a	Long	
H1226	Ash	3.0	n/a	n/a	n/a	Poor	N/A	Refer to Drawing	n/a	Medium	
H1227	Elm	5.0	n/a	n/a	n/a	Good	N/A	Refer to Drawing	n/a	Long	
H1228	Hawthorn; sycamore; elder	6.0	n/a	n/a	n/a	Fair	N/A	Refer to Drawing	n/a	Medium	
H1229	Willow	5.0	n/a	n/a	n/a	Fair	N/A	Refer to Drawing	n/a	Long	
H1230	Hawthorn; sycamore; elder	6.0	n/a	n/a	n/a	Fair	N/A	Refer to Drawing	n/a	Medium	
H1231	Elm; Hazel	4.0	n/a	n/a	n/a	Good	N/A	Refer to Drawing	n/a	Long	
H1232	Ash	4.0	n/a	n/a	n/a	Poor	N/A	Refer to Drawing	n/a	Medium	
H1233	Hawthorn	2.0	n/a	n/a	n/a	Good	N/A	Refer to Drawing	n/a	Long	
H1234	Hawthorn	3.0	n/a	n/a	n/a	Poor	N/A	Refer to Drawing	n/a	Long	
H1235	Willow	6.0	n/a	n/a	n/a	Good	N/A	Refer to Drawing	n/a	Long	
H1236	Elm	4.0	n/a	n/a	n/a	Good	N/A	Refer to Drawing	n/a	Long	
H1237	Ash; cyprus; willow	7.0	n/a	n/a	n/a	Fair	N/A	Refer to Drawing	n/a	Long	
H1238	Hawthorn	5.0	n/a	n/a	n/a	Good	N/A	Refer to Drawing	n/a	Long	
H1239	Hawthorn	4.0	n/a	n/a	n/a	Good	N/A	Refer to Drawing	n/a	Long	
H1240	Elm	4.0	n/a	n/a	n/a	Good	N/A	Refer to Drawing	n/a	Long	
H1241	Willow	5.0	n/a	n/a	n/a	Good	N/A	Refer to Drawing	n/a	Long	
H1242	Elm; hawthorn	5.0	n/a	n/a	n/a	Fair	N/A	Refer to Drawing	n/a	Long	
H1243	Hawthorn	3.0	n/a	n/a	n/a	Fair	N/A	Refer to Drawing	n/a	Medium	
H1244	Hawthorn	3.0	n/a	n/a	n/a	Good	N/A	Refer to Drawing	n/a	Long	
H1245	Elm	6.0	n/a	n/a	n/a	Poor	N/A	Refer to Drawing	n/a	Medium	
H1246	Elm	6.0	n/a	n/a	n/a	Poor	N/A	Refer to Drawing	n/a	Short	
H1247	Hawthorn	3.0	n/a	n/a	n/a	Good	N/A	Refer to Drawing	n/a	Long	
H1248	Elm; ash	5.0	n/a	n/a	n/a	Poor	N/A	Refer to Drawing	n/a	Medium	
H1249	Elm	4.0	n/a	n/a	n/a	Good	N/A	Refer to Drawing	n/a	Long	
H1250	Willow; ash	4.0	n/a	n/a	n/a	Fair	N/A	Refer to Drawing	n/a	Long	
H1251	Elm; ash	5.0	n/a	n/a	n/a	Fair	N/A	Refer to Drawing	n/a	Medium	
H1252	Elm Hazel	3.0	n/a	n/a	n/a	Good	N/A	Refer to Drawing	n/a	Long	
H1253	Hawthorn	4.0	n/a	n/a	n/a	Fair	N/A	Refer to Drawing	n/a	Long	
H1254	Hawthorn	5.0	n/a	n/a	n/a	Good	N/A	Refer to Drawing	n/a	Long	
H1255	Elm	4.0	n/a	n/a	n/a	Good	N/A	Refer to Drawing	n/a	Long	
H1256	Ash; elm	4.0	n/a	n/a	n/a	Good	N/A	Refer to Drawing	n/a	Long	
H1257	Hawthorn	6.0	n/a	n/a	n/a	Good	N/A	Refer to Drawing	n/a	Long	
H1258	Hawthorn	4.0	n/a	n/a	n/a	Fair	N/A	Refer to Drawing	n/a	Long	
H1259	Ash	7.0	n/a	n/a	n/a	Good	N/A	Refer to Drawing	n/a	Long	
H1260	Elm	4.0	n/a	n/a	n/a	Good	N/A	Refer to Drawing	n/a	Long	
H1261	Elm	5.0	n/a	n/a	n/a	Good	N/A	Refer to Drawing	n/a	Long	
H1262	Hawthorn	4.0	n/a	n/a	n/a	Good	N/A	Refer to Drawing	n/a	Long	
H1263	Hawthorn; elm	3.0	n/a	n/a	n/a	Good	N/A	Refer to Drawing	n/a	Long	

Hinkley Point C Connection Project - Environment Statement Volume 5.21.2 Appendix 21A

Ref	Species	Height	Stem Dia.	Crown Radius (Crown spread for groups)	Maturity	Condition	BS5837 Tree Quality Assess.	Radius of RPA guide circle	BS5837 RPA Area	Estimated Remaining Contribution	TPO
	Common name/s	(m)	(mm)	(m)	Young, Middle Age, Mature	Good, Fair, Poor, Veteran	A, B, C, U (1,2,3)	(m)	(m2)	Long, Medium, Short	(Ref)
H1264	Hawthorn	1.0	n/a	n/a	n/a	Poor	N/A	Refer to Drawing	n/a	Long	
H1265	Hawthorn; elm	3.0	n/a	n/a	n/a	Good	N/A	Refer to Drawing	n/a	Long	
H1266	Elm	4.0	n/a	n/a	n/a	Good	N/A	Refer to Drawing	n/a	Long	
H1267	Hawthorn	1.0	n/a	n/a	n/a	Poor	N/A	Refer to Drawing	n/a	Long	
H1268	Elm	3.0	n/a	n/a	n/a	Good	N/A	Refer to Drawing	n/a	Long	
H1269	Elm	4.0	n/a	n/a	n/a	Good	N/A	Refer to Drawing	n/a	Long	
H1270	Hawthorn	2.0	n/a	n/a	n/a	Good	N/A	Refer to Drawing	n/a	Long	
H1271	Elm	4.0	n/a	n/a	n/a	Good	N/A	Refer to Drawing	n/a	Long	
H1272	Hawthorn	2.0	n/a	n/a	n/a	Good	N/A	Refer to Drawing	n/a	Long	
H1273	Hawthorn	2.0	n/a	n/a	n/a	Good	N/A	Refer to Drawing	n/a	Long	
H1274	Hawthorn	1.0	n/a	n/a	n/a	Good	N/A	Refer to Drawing	n/a	Long	
H1275	Hawthorn	2.0	n/a	n/a	n/a	Good	N/A	Refer to Drawing	n/a	Long	
H1276	Elm	5.0	n/a	n/a	n/a	Good	N/A	Refer to Drawing	n/a	Long	
H1277	Hawthorn	2.0	n/a	n/a	n/a	Good	N/A	Refer to Drawing	n/a	Long	
H1278	Hawthorn	5.0	n/a	n/a	n/a	Good	N/A	Refer to Drawing	n/a	Long	
H1279	Hawthorn; blackthorn	6.0	n/a	n/a	n/a	Good	N/A	Refer to Drawing	n/a	Long	
H1280	Hawthorn	1.0	n/a	n/a	n/a	Good	N/A	Refer to Drawing	n/a	Long	
H1281	Hawthorn; blackthorn	5.0	n/a	n/a	n/a	Good	N/A	Refer to Drawing	n/a	Long	
H1282	Goat Willow	4.0	n/a	n/a	n/a	Good	N/A	Refer to Drawing	n/a	Long	
H1283	Hawthorn	5.0	n/a	n/a	n/a	Fair	N/A	Refer to Drawing	n/a	Long	
H1284	Willow; hawthorn	4.0	n/a	n/a	n/a	Good	N/A	Refer to Drawing	n/a	Long	
H1285	Hawthorn	5.0	n/a	n/a	n/a	Fair	N/A	Refer to Drawing	n/a	Long	
H1286	Goat Willow	4.0	n/a	n/a	n/a	Fair	N/A	Refer to Drawing	n/a	Long	
H1287	Hawthorn	4.0	n/a	n/a	n/a	Good	N/A	Refer to Drawing	n/a	Long	
H1288	Hawthorn	6.0	n/a	n/a	n/a	Fair	N/A	Refer to Drawing	n/a	Long	
H1289	Hawthorn; blackthorn	4.0	n/a	n/a	n/a	Good	N/A	Refer to Drawing	n/a	Long	
H1290	Hawthorn; blackthorn	4.0	n/a	n/a	n/a	Good	N/A	Refer to Drawing	n/a	Long	
H1291	Goat willow; hawthorn	4.0	n/a	n/a	n/a	Good	N/A	Refer to Drawing	n/a	Long	
H1292	Blackthorn; damson; ash	5.0	n/a	n/a	n/a	Good	N/A	Refer to Drawing	n/a	Long	
H1293	Blackthorn; damson; ash	5.0	n/a	n/a	n/a	Good	N/A	Refer to Drawing	n/a	Long	
H1294	Hawthorn; blackthorn	4.0	n/a	n/a	n/a	Good	N/A	Refer to Drawing	n/a	Long	
H1295	Hawthorn; blackthorn	4.0	n/a	n/a	n/a	Good	N/A	Refer to Drawing	n/a	Long	
H1296	Goat Willow	4.0	n/a	n/a	n/a	Fair	N/A	Refer to Drawing	n/a	Long	
H1297	Blackthorn; hawthorn	5.0	n/a	n/a	n/a	Good	N/A	Refer to Drawing	n/a	Long	
H1298	Hawthorn; blackthorn	5.0	n/a	n/a	n/a	Good	N/A	Refer to Drawing	n/a	Long	
H1299	Blackthorn; hawthorn	5.0	n/a	n/a	n/a	Good	N/A	Refer to Drawing	n/a	Long	
H1300	Blackthorn; hawthorn	4.0	n/a	n/a	n/a	Good	N/A	Refer to Drawing	n/a	Long	
H1301	Blackthorn; hawthorn	5.0	n/a	n/a	n/a	Good	N/A	Refer to Drawing	n/a	Long	
H1302	Hawthorn; blackthorn	3.0	n/a	n/a	n/a	Good	N/A	Refer to Drawing	n/a	Long	
H1303	Hawthorn; blackthorn	3.0	n/a	n/a	n/a	Good	N/A	Refer to Drawing	n/a	Long	
H1304	Willow	2.0	n/a	n/a	n/a	Good	N/A	Refer to Drawing	n/a	Long	
H1305	Willow; blackthorn; hawthorn	6.0	n/a	n/a	n/a	fair	N/A	Refer to Drawing	n/a	medium	
H1306	Hawthorn; blackthorn	6.0	n/a	n/a	n/a	fair	N/A	Refer to Drawing	n/a	medium	
H1307	Blackthorn; Hawthorn; Elm	3.0	n/a	n/a	n/a	Good	N/A	Refer to Drawing	n/a	Long	
H1308	Blackthorn; Hawthorn; Elm	5.0	n/a	n/a	n/a	Good	N/A	Refer to Drawing	n/a	Long	
H1309	Hawthorn; Hazel	4.0	n/a	n/a	n/a	Good	N/A	Refer to Drawing	n/a	Long	
H1310	Hawthorn; Hazel	5.0	n/a	n/a	n/a	Good	N/A	Refer to Drawing	n/a	Long	
H1311	Blackthorn; Hawthorn; Elm	5.0	n/a	n/a	n/a	Good	N/A	Refer to Drawing	n/a	Long	

Hinkley Point C Connection Project - Environment Statement Volume 5.21.2 Appendix 21A

Ref	Species	Height	Stem Dia.	Crown Radius (Crown spread for groups)	Maturity	Condition	BS5837 Tree Quality Assess.	Radius of RPA guide circle	BS5837 RPA Area	Estimated Remaining Contribution	TPO
	Common name/s	(m)	(mm)	(m)	Young, Middle Age, Mature	Good, Fair, Poor, Veteran	A, B, C, U (1,2,3)	(m)	(m2)	Long, Medium, Short	(Ref)
H1312	Hawthorn; blackthorn; willow	1.0	n/a	n/a	n/a	Fair	N/A	Refer to Drawing	n/a	Long	
H1313	Blackthorn; Hawthorn; Elm	5.0	n/a	n/a	n/a	Good	N/A	Refer to Drawing	n/a	Long	
H1314	Hawthorn	1.0	n/a	n/a	n/a	Good	N/A	Refer to Drawing	n/a	Long	
H1315	Blackthorn; Hazel; Elm	4.0	n/a	n/a	n/a	Good	N/A	Refer to Drawing	n/a	Long	
H1316	Willow; hawthorn	5.0	n/a	n/a	n/a	Good	N/A	Refer to Drawing	n/a	Long	
H1317	Hawthorn	2.0	n/a	n/a	n/a	Poor	N/A	Refer to Drawing	n/a	Long	
H1318	Blackthorn; Hawthorn; Elm	5.0	n/a	n/a	n/a	Good	N/A	Refer to Drawing	n/a	Long	
H1319	Hawthorn; elder	4.0	n/a	n/a	n/a	Good	N/A	Refer to Drawing	n/a	Long	
H1320	Blackthorn; Hazel; Elm	5.0	n/a	n/a	n/a	Good	N/A	Refer to Drawing	n/a	Long	
H1321	Blackthorn; Hawthorn; Elm	6.0	n/a	n/a	n/a	Good	N/A	Refer to Drawing	n/a	Long	
H1322	Hawthorn	1.0	n/a	n/a	n/a	Poor	N/A	Refer to Drawing	n/a	Long	
H1323	Blackthorn; Willow	3.0	n/a	n/a	n/a	Good	N/A	Refer to Drawing	n/a	Long	
H1324	Hawthorn	5.0	n/a	n/a	n/a	Poor	N/A	Refer to Drawing	n/a	Long	
H1325	Willow	1.0	n/a	n/a	n/a	Poor	N/A	Refer to Drawing	n/a	Long	
H1326	Hawthorn	1.0	n/a	n/a	n/a	Poor	N/A	Refer to Drawing	n/a	Long	
H1327	Blackthorn; Hawthorn; Elm	5.0	n/a	n/a	n/a	Good	N/A	Refer to Drawing	n/a	Long	
H1328	Hawthorn	1.0	n/a	n/a	n/a	Poor	N/A	Refer to Drawing	n/a	Long	
H1329	Willow	1.0	n/a	n/a	n/a	Poor	N/A	Refer to Drawing	n/a	Long	
H1330	Hawthorn	1.0	n/a	n/a	n/a	Poor	N/A	Refer to Drawing	n/a	Long	
H1331	Hawthorn; blackthorn; willow	4.0	n/a	n/a	n/a	Poor	N/A	Refer to Drawing	n/a	Long	
H1332	Hawthorn	1.0	n/a	n/a	n/a	Poor	N/A	Refer to Drawing	n/a	Long	
H1333	Hawthorn	5.0	n/a	n/a	n/a	Poor	N/A	Refer to Drawing	n/a	Long	
H1334	Blackthorn; hawthorn	3.0	n/a	n/a	n/a	Fair	N/A	Refer to Drawing	n/a	Long	
H1335	Hawthorn	1.0	n/a	n/a	n/a	Poor	N/A	Refer to Drawing	n/a	Long	
H1336	Hawthorn; Hazel	5.0	n/a	n/a	n/a	Good	N/A	Refer to Drawing	n/a	Long	
H1337	Hawthorn; willow	4.0	n/a	n/a	n/a	Good	N/A	Refer to Drawing	n/a	Long	
H1338	Blackthorn	3.0	n/a	n/a	n/a	Good	N/A	Refer to Drawing	n/a	Long	
H1339	Hawthorn; willow	5.0	n/a	n/a	n/a	Poor	N/A	Refer to Drawing	n/a	Long	
H1340	Hawthorn; willow	5.0	n/a	n/a	n/a	Poor	N/A	Refer to Drawing	n/a	Long	
H1341	Hawthorn	5.0	n/a	n/a	n/a	Fair	N/A	Refer to Drawing	n/a	Long	
H1342	Blackthorn	1.0	n/a	n/a	n/a	Fair	N/A	Refer to Drawing	n/a	Long	
H1343	Hawthorn; blackthorn	5.0	n/a	n/a	n/a	Fair	N/A	Refer to Drawing	n/a	Long	
H1344	Hawthorn	4.0	n/a	n/a	n/a	Poor	N/A	Refer to Drawing	n/a	Long	
H1345	Hawthorn	5.0	n/a	n/a	n/a	Fair	N/A	Refer to Drawing	n/a	Long	
H1346	Hawthorn; willow	7.0	n/a	n/a	n/a	Good	N/A	Refer to Drawing	n/a	Long	
H1347	Willow	7.0	n/a	n/a	n/a	Good	N/A	Refer to Drawing	n/a	Long	
H1348	Hawthorn	4.0	n/a	n/a	n/a	Poor	N/A	Refer to Drawing	n/a	Long	
H1349	Hawthorn	5.0	n/a	n/a	n/a	Poor	N/A	Refer to Drawing	n/a	Long	
H1350	Elm; hawthorn	7.0	n/a	n/a	n/a	Good	N/A	Refer to Drawing	n/a	Long	
H1351	Hawthorn; blackthorn	3.0	n/a	n/a	n/a	Good	N/A	Refer to Drawing	n/a	Long	
H1352	Hawthorn; ash	8.0	n/a	n/a	n/a	Good	N/A	Refer to Drawing	n/a	Long	
H1353	Hawthorn; field maple; spindle	1.0	n/a	n/a	n/a	Good	N/A	Refer to Drawing	n/a	Long	
H1354	Elm; hawthorn; blackthorn	5.0	n/a	n/a	n/a	Fair	N/A	Refer to Drawing	n/a	Medium	
H1355	Elm; blackthorn; hawthorn	5.0	n/a	n/a	n/a	Good	N/A	Refer to Drawing	n/a	Medium	
H1356	Elm; hawthorn	6.0	n/a	n/a	n/a	Fair	N/A	Refer to Drawing	n/a	Long	
H1357	Elm; hawthorn	6.0	n/a	n/a	n/a	Good	N/A	Refer to Drawing	n/a	Long	
H1358	Elm; hawthorn	6.0	n/a	n/a	n/a	Good	N/A	Refer to Drawing	n/a	Long	
H1359	Hawthorn; elm	5.0	n/a	n/a	n/a	Good	N/A	Refer to Drawing	n/a	Long	

Hinkley Point C Connection Project - Environment Statement Volume 5.21.2 Appendix 21A

Ref	Species	Height	Stem Dia.	Crown Radius (Crown spread for groups)	Maturity	Condition	BS5837 Tree Quality Assess.	Radius of RPA guide circle	BS5837 RPA Area	Estimated Remaining Contribution	TPO
	Common name/s	(m)	(mm)	(m)	Young, Middle Age, Mature	Good, Fair, Poor, Veteran	A,B,C,U (1,2,3)	(m)	(m2)	Long, Medium, Short	(Ref)
H1360	Ash; hawthorn; blackthorn	5.0	n/a	n/a	n/a	Good	N/A	Refer to Drawing	n/a	Long	
H1361	Hawthorn; ash	4.0	n/a	n/a	n/a	Poor	N/A	Refer to Drawing	n/a	Long	
H1362	Hawthorn; elm	5.0	n/a	n/a	n/a	Fair	N/A	Refer to Drawing	n/a	Long	
H1363	Elm; hawthorn	5.0	n/a	n/a	n/a	Fair	N/A	Refer to Drawing	n/a	Long	
H1364	Blackthorn	5.0	n/a	n/a	n/a	Good	N/A	Refer to Drawing	n/a	Long	
H1365	Elm; ash; hawthorn; blackthorn	8.0	n/a	n/a	n/a	Good	N/A	Refer to Drawing	n/a	Long	
H1366	Elm; hawthorn	7.0	n/a	n/a	n/a	Fair	N/A	Refer to Drawing	n/a	Long	
H1367	Elm; hawthorn	7.0	n/a	n/a	n/a	Fair	N/A	Refer to Drawing	n/a	Long	
H1368	Elm; hawthorn; ash	6.0	n/a	n/a	n/a	Fair	N/A	Refer to Drawing	n/a	Medium	
H1369	Hawthorn; ash; elm	7.0	n/a	n/a	n/a	Good	N/A	Refer to Drawing	n/a	Long	
H1370	Hawthorn	2.0	n/a	n/a	n/a	Good	N/A	Refer to Drawing	n/a	Long	
H1371	Blackthorn; hawthorn	2.0	n/a	n/a	n/a	Good	N/A	Refer to Drawing	n/a	Long	
H1372	Blackthorn; hawthorn; elder; elm	1.0	n/a	n/a	n/a	Good	N/A	Refer to Drawing	n/a	Long	
H1373	Hawthorn; blackthorn	2.0	n/a	n/a	n/a	Good	N/A	Refer to Drawing	n/a	Long	
H1374	Blackthorn; hawthorn	7.0	n/a	n/a	n/a	Good	N/A	Refer to Drawing	n/a	Long	
H1375	Blackthorn; elm	3.0	n/a	n/a	n/a	Good	N/A	Refer to Drawing	n/a	Long	
H1376	Blackthorn; hawthorn	4.0	n/a	n/a	n/a	Good	N/A	Refer to Drawing	n/a	Long	
H1377	Hawthorn; elm	6.0	n/a	n/a	n/a	Poor	N/A	Refer to Drawing	n/a	Medium	
H1378	Ash; hawthorn	8.0	n/a	n/a	n/a	Good	N/A	Refer to Drawing	n/a	Long	
H1379	Blackthorn	3.0	n/a	n/a	n/a	Fair	N/A	Refer to Drawing	n/a	Long	
H1380	Elm; hawthorn	5.0	n/a	n/a	n/a	Good	N/A	Refer to Drawing	n/a	Long	
H1381	Hawthorn; elder; ash	3.0	n/a	n/a	n/a	Good	N/A	Refer to Drawing	n/a	Long	
H1382	Blackthorn; hawthorn; field maple	7.0	n/a	n/a	n/a	Good	N/A	Refer to Drawing	n/a	Long	
H1383	Hawthorn	3.0	n/a	n/a	n/a	Good	N/A	Refer to Drawing	n/a	Long	
H1384	Blackthorn; hawthorn; ash; field maple	6.0	n/a	n/a	n/a	Good	N/A	Refer to Drawing	n/a	Long	
H1385	Hawthorn	3.0	n/a	n/a	n/a	Good	N/A	Refer to Drawing	n/a	Long	
H1386	Hawthorn; field maple; blackthorn	3.0	n/a	n/a	n/a	Good	N/A	Refer to Drawing	n/a	Long	
H1387	Hawthorn; ash	3.0	n/a	n/a	n/a	Fair	N/A	Refer to Drawing	n/a	Long	
H1388	Ash; blackthorn; oak	5.0	n/a	n/a	n/a	Good	N/A	Refer to Drawing	n/a	Long	
H1389	Hawthorn; blackthorn	3.0	n/a	n/a	n/a	Good	N/A	Refer to Drawing	n/a	Long	
H1390	Hawthorn; ash	6.0	n/a	n/a	n/a	Good	N/A	Refer to Drawing	n/a	Long	
H1391	Hawthorn; ash; elm; field maple; oak	6.0	n/a	n/a	n/a	Good	N/A	Refer to Drawing	n/a	Long	
H1392	Hawthorn	1.0	n/a	n/a	n/a	Good	N/A	Refer to Drawing	n/a	Long	
H1393	Elm; Ash	6.0	n/a	n/a	n/a	Good	N/A	Refer to Drawing	n/a	Long	
H1394	Hawthorn; ash	7.0	n/a	n/a	n/a	Good	N/A	Refer to Drawing	n/a	Long	
H1395	Hawthorn; ash	7.0	n/a	n/a	n/a	Good	N/A	Refer to Drawing	n/a	Long	
H1396	Hawthorn; Willow	5.0	n/a	n/a	n/a	Good	N/A	Refer to Drawing	n/a	Long	
H1397	Hawthorn; blackthorn	5.0	n/a	n/a	n/a	Poor	N/A	Refer to Drawing	n/a	Short	
H1398	Hawthorn	4.0	n/a	n/a	n/a	Good	N/A	Refer to Drawing	n/a	Long	
H1399	Hawthorn	1.0	n/a	n/a	n/a	Good	N/A	Refer to Drawing	n/a	Long	
H1400	Hawthorn; willow	5.0	n/a	n/a	n/a	Fair	N/A	Refer to Drawing	n/a	Medium	
H1401	Hawthorn	1.0	n/a	n/a	n/a	Good	N/A	Refer to Drawing	n/a	Long	
H1402	Hawthorn	1.0	n/a	n/a	n/a	Good	N/A	Refer to Drawing	n/a	Long	
H1403	Blackthorn; hawthorn; Elder	4.0	n/a	n/a	n/a	Good	N/A	Refer to Drawing	n/a	Long	
H1404	Willow	3.0	n/a	n/a	n/a	Fair	N/A	Refer to Drawing	n/a	Long	
H1405	Willow; Elder	4.0	n/a	n/a	n/a	Fair	N/A	Refer to Drawing	n/a	Long	
H1406	Blackthorn; Hawthorn; Elder	4.0	n/a	n/a	n/a	Fair	N/A	Refer to Drawing	n/a	Long	
H1407	Willow	4.0	n/a	n/a	n/a	Good	N/A	Refer to Drawing	n/a	Long	

Hinkley Point C Connection Project - Environment Statement Volume 5.21.2 Appendix 21A

Ref	Species	Height	Stem Dia.	Crown Radius (Crown spread for groups)	Maturity	Condition	BS5837 Tree Quality Assess.	Radius of RPA guide circle	BS5837 RPA Area	Estimated Remaining Contribution	TPO
	Common name/s	(m)	(mm)	(m)	Young, Middle Age, Mature	Good, Fair, Poor, Veteran	A,B,C,U (1,2,3)	(m)	(m2)	Long, Medium, Short	(Ref)
H1408	Hawthorn; Elder; Willow	5.0	n/a	n/a	n/a	Good	N/A	Refer to Drawing	n/a	Long	
H1409	Willow; Elder	4.0	n/a	n/a	n/a	Good	N/A	Refer to Drawing	n/a	Long	
H1410	Hazel; Elder; Blackthorn	3.0	n/a	n/a	n/a	Good	N/A	Refer to Drawing	n/a	Long	
H1411	Hawthorn; Willow; Hazel	5.0	n/a	n/a	n/a	Good	N/A	Refer to Drawing	n/a	Long	
H1412	Willow; Hazel; Elder	4.0	n/a	n/a	n/a	Good	N/A	Refer to Drawing	n/a	Long	
H1413	Willow; Hazel; Elder	4.0	n/a	n/a	n/a	Good	N/A	Refer to Drawing	n/a	Long	
H1414	Oak; Hazel	9.0	n/a	n/a	n/a	Good	N/A	Refer to Drawing	n/a	Long	
H1415	Oak; Hazel	9.0	n/a	n/a	n/a	Good	N/A	Refer to Drawing	n/a	Long	
H1416	Blackthorn; Hawthorn	3.0	n/a	n/a	n/a	Good	N/A	Refer to Drawing	n/a	Long	

Appendix 21B – Tree Survey Data Fields



Hinkley Point C Connection Project Environmental Statement Volume 5.21.2 Appendix 21B Tree Survey Data Fields

March 2014

1979.56.003

Version 1

Genesis Centre
Birchwood Science Park
Warrington
WA3 7BH

T: 01925 844004
F: 01925 844002
E: tep@tep.uk.com
W: www.tep.uk.com



**Hinkley Point C Connection Project
Environmental Statement Volume 5.21.2
Appendix 21B
Arboricultural Survey Data Fields
March 2014
1979.56.003
Version 1**

Prepared by:

**TEP
Genesis Centre
Birchwood Science Park
Warrington
WA3 7BH
Tel: 01925 844004
Fax: 01925 844002
e-mail: tep@tep.uk.com**

for

**National Grid House
Warwick Technology Park
Gallows Hill
Warwick
CU34 6DA**

Hinkley Point C Connection Project - Environment Statement Volume 5.21.2 Appendix 21B

The following data fields are based on those provided in British Standard British Standard 5837:2012. Where applicable the method of recording these has been simplified to suit the nature and scale of the Proposed Development.

The survey of trees is conducted from ground level only. The nature of the soils on site is not assessed.

Trees are dynamic living organisms with a constantly changing structure; even trees in good condition can suffer from damage or stress. The information recorded is presented as being correct at the time of survey.

Species	The common name is given. The Latin name may also be given if further clarification is required.	
Height	Top height of tree recorded in metres using a digital hypsometer.	
Stem Diameter	<p>For single-stemmed trees an estimation is made at 1.5 metres above ground level and recorded to the nearest 100 millimetres.</p> <p>For multi-stemmed trees an estimation of the average of all stems measured at 1.5m above ground level is made and recorded to the nearest 100 millimetres.</p> <p>For tree groups an estimation of range from minimum to maximum diameters is provided based on one of the aforementioned methods.</p> <p>Trees with a stem diameter at 1.5 metres above ground level of less than 100mm were not recorded.</p>	
Crown width	The greatest branch spread on a single cardinal point is recorded to the nearest metre.	
Maturity	Young	Trees within the first quarter of their species life expectancy;
	Middle Age	Trees in the established growth stage of their life with the potential to continue increasing in size;
	Mature	Trees that have reached their ultimate size, given their location and surroundings;
Condition	Good	Trees displaying particular vigour and lacking in significant visible structural defects;
	Fair	Trees in an average physiological and structural state for their age and species; those lacking significant visible structural defects;
	Poor	Trees that display impaired structural condition or signs of physiological stress sufficient to reduce life expectancy;
	Veteran	Trees that are in such a condition as to significantly increase their biological, cultural or aesthetic value. This is characteristic of, but not exclusive to, individuals surviving beyond the typical age range for the species concerned.
Estimated Remaining Contribution	An estimation of the life expectancy as healthy functioning tree. This will be influenced by species and the condition of the tree at the time of survey.	
	Long	> 40 years
	Medium	20 – 40 years
	Short	less than 20 years
Comments	An optional field used to record specific detail on form, health, growing environment, previous management and any significant defects or symptoms of ill-health.	
Value Categorisation	The assessment is based on Table 1 of BS 5837:2012 (See below). Four categories (A, B, C and U) are used to denote tree quality (A= High, B = Moderate, C = Low, U= Unsuitable for retention). Subcategories (1-3) denote the specific function value of the trees and the reasoning behind the allocation of a specific category (the subcategories may be used in combination but do not accumulate collective weight).	
Root Protection Area (RPA)	<p>The RPA is allocated to ensure that a sufficient area is left undisturbed during development. It is provided as an area (m²) and as the radius of a circle (m) typically plotted from the centre of the stem.</p> <p>The RPA is calculated using a mathematical equation included in BS 5837:2012 (Section 4.6 and Table D.1) and is based on a trees stem diameter.</p>	

Cascade chart for tree quality assessment taken from BS 5837:2012¹ (Table 1, Pg 9)

Category and definition	Criteria (including subcategories where appropriate)			Identification on plan
Trees unsuitable for retention (see Note)				
Category U Those in such a condition that they cannot realistically be retained as living trees in the context of the current land use for longer than 10 years	<ul style="list-style-type: none">Trees that have a serious, irremediable, structural defect, such that their early loss is expected due to collapse, including those that will become unviable after removal of other category U trees (e.g. where, for whatever reason, the loss of companion shelter cannot be mitigated by pruning)Trees that are dead or are showing signs of significant, immediate, and irreversible overall declineTrees infected with pathogens of significance to the health and/or safety of other trees nearby, or very low quality trees suppressing adjacent trees of better quality <p><i>NOTE Category U trees can have existing or potential conservation value which it might be desirable to preserve; see 4.5.7.</i></p>	See Table 2		
	1 Mainly arboricultural qualities	2 Mainly landscape qualities	3 Mainly cultural values, including conservation	
Trees to be considered for retention				
Category A Trees of high quality with an estimated remaining life expectancy of at least 40 years	Trees that are particularly good examples of their species, especially if rare or unusual; or those that are essential components of groups or formal or semi-formal arboricultural features (e.g. the dominant and/or principal trees within an avenue)	Trees, groups or woodlands of particular visual importance as arboricultural and/or landscape features	Trees, groups or woodlands of significant conservation, historical, commemorative or other value (e.g. veteran trees or wood-pasture)	See Table 2
Category B Trees of moderate quality with an estimated remaining life expectancy of at least 20 years	Trees that might be included in category A, but are downgraded because of impaired condition (e.g. presence of significant though remediable defects, including unsympathetic past management and storm damage), such that they are unlikely to be suitable for retention for beyond 40 years; or trees lacking the special quality necessary to merit the category A designation	Trees present in numbers, usually growing as groups or woodlands, such that they attract a higher collective rating than they might as individuals; or trees occurring as collectives but situated so as to make little visual contribution to the wider locality	Trees with material conservation or other cultural value	See Table 2
Category C Trees of low quality with an estimated remaining life expectancy of at least 10 years, or young trees with a stem diameter below 150 mm	Unremarkable trees of very limited merit or such impaired condition that they do not qualify in higher categories	Trees present in groups or woodlands, but without this conferring on them significantly greater collective landscape value; and/or trees offering low or only temporary/transient landscape benefits	Trees with no material conservation or other cultural value	See Table 2

Appendix 21C – Statistical Analysis of the Existing Tree Population

Overview (All Sections A – H)

Breakdown of total features and measurements

	Number	Measurement
Tree	3573	n/a
Group	335	78.28ha
Hedge	1400	176.78km

BS 5837 categorisation of all trees and groups

	Category A	Category B	Category C	Category U	Total
Tree	934	1654	920	65	3573
Group	78	120	133	4	335
Total	1012	1774	1053	69	3908

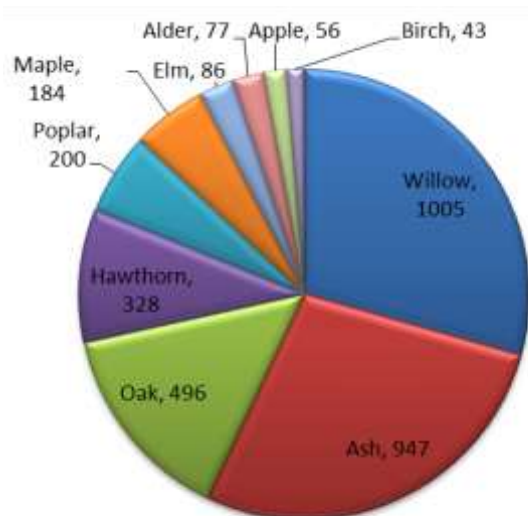
Breakdown of individual tree age and condition

		Condition				
		Veteran	Good	Fair	Poor	Total
Age class	Mature	149	925	274	55	1403
	Middle-aged	19	1265	496	72	1852
	Young	-	211	91	16	318
Total		168	2401	861	143	3573

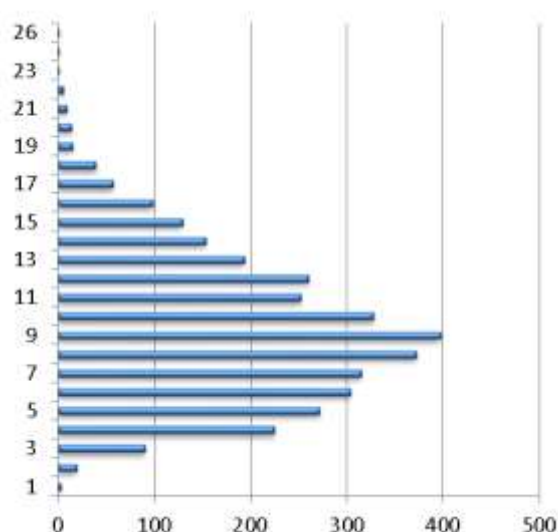
Breakdown of tree group age and condition

		Condition				
		Veteran	Good	Fair	Poor	Total
Age class	Mature	1	88	11	-	100
	Middle-aged	-	131	53	4	188
	Young	-	36	8	3	47
Total		1	255	72	7	334

Breakdown of individual tree species by genus (top 10)



Breakdown of individual tree height



Section A

Breakdown of total features and measurements

	Number	Measurement
Tree	65	n/a
Group	20	13.76ha
Hedge	47	6.46km

BS 5837 categorisation of trees and groups

	Category A	Category B	Category C	Category U	Total
Tree	17	31	17	-	65
Group	4	8	8	-	20
Total	21	39	25	0	85

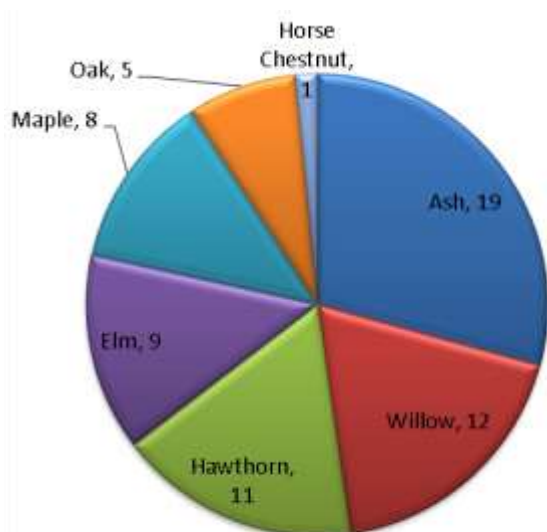
Breakdown of individual tree age and condition

		Condition				
		Veteran	Good	Fair	Poor	Total
Age class	Mature	-	18	5	-	23
	Middle-aged	1	26	8	-	35
	Young	-	4	3	-	7
	Total	1	48	16	0	65

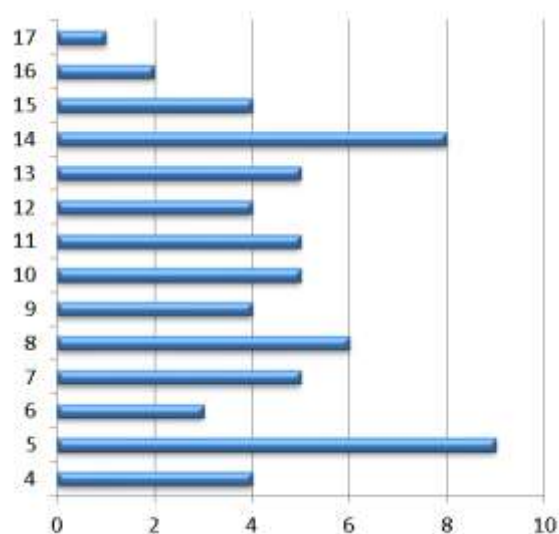
Breakdown of tree group age and condition

		Condition				
		Veteran	Good	Fair	Poor	Total
Age class	Mature	-	11	1	-	12
	Middle-aged	-	2	2	-	4
	Young	-	2	1	1	4
	Total	0	15	4	1	20

Breakdown of individual tree species by genus (top 10)



Breakdown of individual tree height



Section B

Breakdown of total features and measurements

	Number	Measurement
Tree	595	n/a
Group	36	6.14ha
Hedge	400	52.04km

BS 5837 categorisation of trees and groups

	Category A	Category B	Category C	Category U	Total
Tree	245	254	89	7	595
Group	15	12	9	-	36
Total	260	266	98	7	631

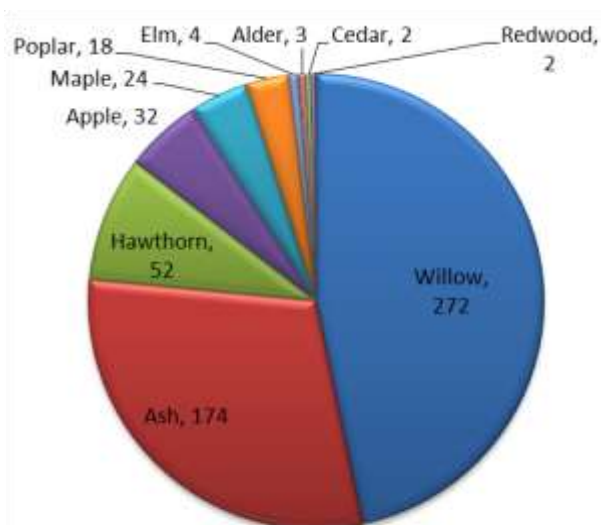
Breakdown of individual tree age and condition

		Condition				
		Veteran	Good	Fair	Poor	Total
Age class	Mature	32	162	26	6	228
	Middle-aged	11	271	37	12	331
	Young	-	34	2	-	36
	Total	43	467	65	20	595

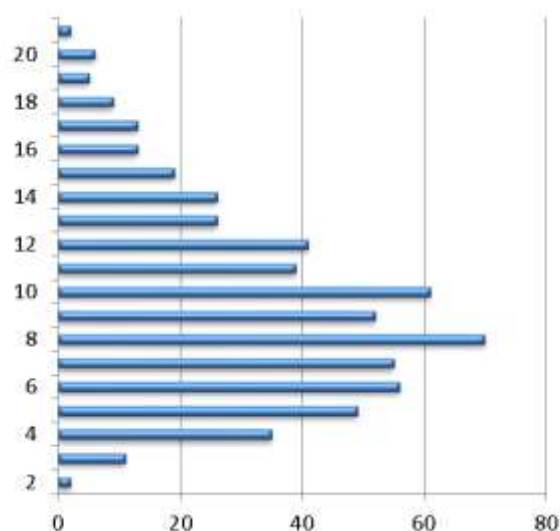
Breakdown of tree group age and condition

		Condition				
		Veteran	Good	Fair	Poor	Total
Age class	Mature	1	13	-	-	14
	Middle-aged	-	15	2	-	16
	Young	-	5	-	-	5
	Total	1	33	2	0	35

Breakdown of individual tree species by genus (top 10)



Breakdown of individual tree height



Section C

Breakdown of total features and measurements

	Number	Measurement
Tree	355	n/a
Group	22	4.85ha
Hedge	156	23.53km

BS 5837 categorisation of trees and groups

	Category A	Category B	Category C	Category U	Total
Tree	92	181	74	8	355
Group	3	6	13	-	22
Total	95	187	87	8	377

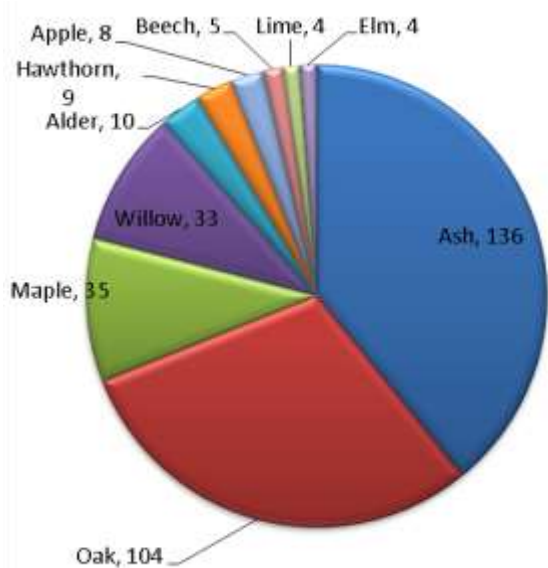
Breakdown of individual tree age and condition

		Condition				
		Veteran	Good	Fair	Poor	Total
Age class	Mature	5	93	33	7	138
	Middle-aged	-	158	37	7	202
	Young	-	7	8	-	15
	Total	5	258	78	14	355

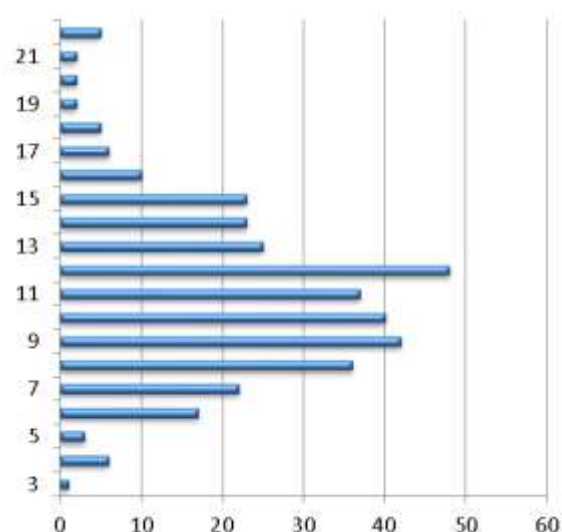
Breakdown of tree group age and condition

		Condition				
		Veteran	Good	Fair	Poor	Total
Age class	Mature	-	3	-	-	3
	Middle-aged	-	14	3	-	17
	Young	-	1	1	-	2
	Total	0	18	4	0	22

Breakdown of individual tree species by genus (top 10)



Breakdown of individual tree height



Section D

Breakdown of total features and measurements

	Number	Measurement
Tree	1152	n/a
Group	59	5.49ha
Hedge	475	59.35km

BS 5837 categorisation of trees and groups

	Category A	Category B	Category C	Category U	Total
Tree	368	529	230	25	1152
Group	19	16	23	1	59
Total	387	545	253	26	1211

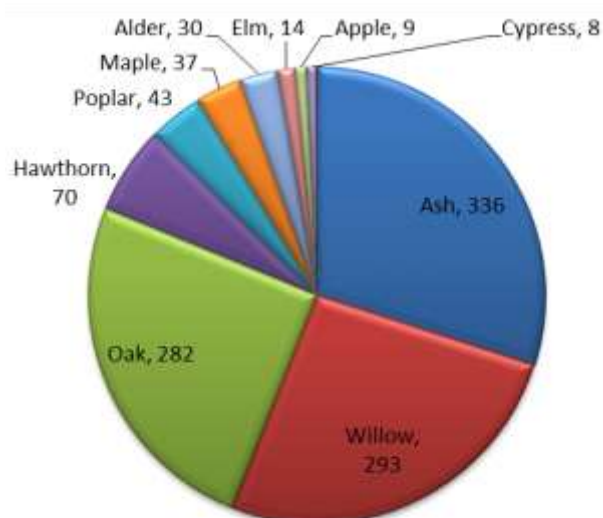
Breakdown of individual tree age and condition

		Condition				
		Veteran	Good	Fair	Poor	Total
Age class	Mature	74	422	108	36	640
	Middle-aged	2	249	127	26	404
	Young	-	58	43	7	105
	Total	76	729	278	69	1152

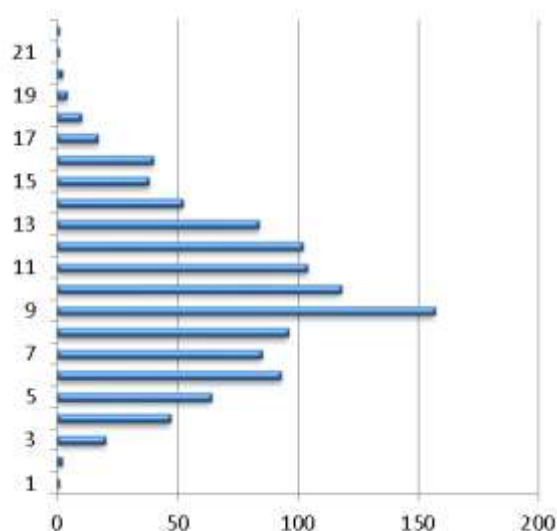
Breakdown of tree group age and condition

		Condition				
		Veteran	Good	Fair	Poor	Total
Age class	Mature	-	18	4	-	22
	Middle-aged	-	15	8	4	27
	Young	-	9	1	-	10
	Total	0	42	13	4	59

Breakdown of individual tree species by genus (top 10)



Breakdown of individual tree height



Section E

Breakdown of total features and measurements

	Number	Measurement
Tree	246	n/a
Group	51	15.61ha
Hedge	75	10.00km

BS 5837 categorisation of trees and groups

	Category A	Category B	Category C	Category U	Total
Tree	50	120	73	3	246
Group	13	15	23	-	51
Total	63	135	96	3	297

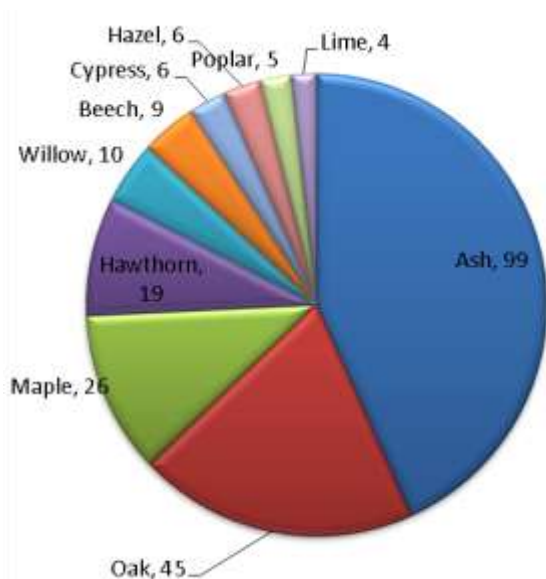
Breakdown of individual tree age and condition

		Condition				
		Veteran	Good	Fair	Poor	Total
Age class	Mature	11	65	39	1	116
	Middle-aged	-	87	20	3	110
	Young	-	17	3	-	20
	Total	11	169	62	4	246

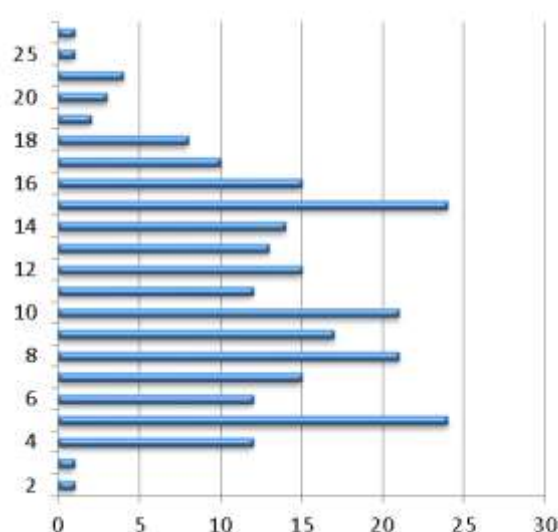
Breakdown of tree group age and condition

		Condition				
		Veteran	Good	Fair	Poor	Total
Age class	Mature	-	21	3	-	24
	Middle-aged	-	15	8	-	23
	Young	-	4	-	-	4
	Total	0	40	11	0	51

Breakdown of individual tree species by genus (top 10)



Breakdown of individual tree height



Section F

Breakdown of total features and measurements

	Number	Measurement
Tree	416	n/a
Group	42	7.12ha
Hedge	87	8.11km

BS 5837 categorisation of trees and groups

	Category A	Category B	Category C	Category U	Total
Tree	93	202	113	8	416
Group	9	22	10	1	42
Total	102	224	123	9	458

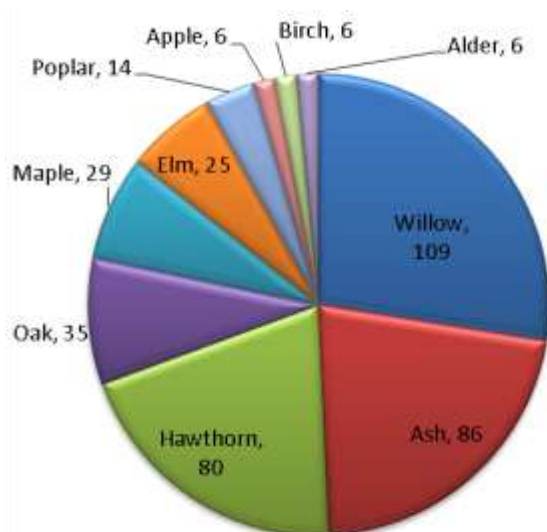
Breakdown of individual tree age and condition

		Condition				
		Veteran	Good	Fair	Poor	Total
Age class	Mature	18	75	25	2	120
	Middle-aged	2	153	78	10	243
	Young	-	39	9	5	53
	Total	20	267	112	17	416

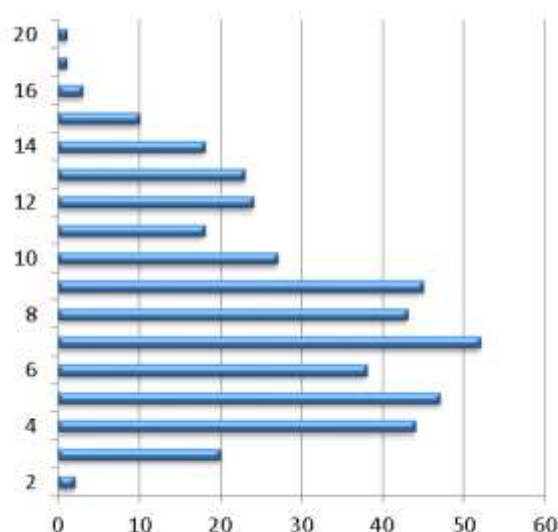
Breakdown of tree group age and condition

		Condition				
		Veteran	Good	Fair	Poor	Total
Age class	Mature	-	10	3	-	13
	Middle-aged	-	16	7	-	23
	Young	-	6	-	-	6
	Total	0	32	10	0	42

Breakdown of individual tree species by genus (top 10)



Breakdown of individual tree height



Section G

Breakdown of total features and measurements

	Number	Measurement
Tree	706	n/a
Group	99	22ha
Hedge	116	10.42km

BS 5837 categorisation of trees and groups

	Category A	Category B	Category C	Category U	Total
Tree	65	309	321	11	706
Group	15	41	43	-	99
Total	80	350	364	11	805

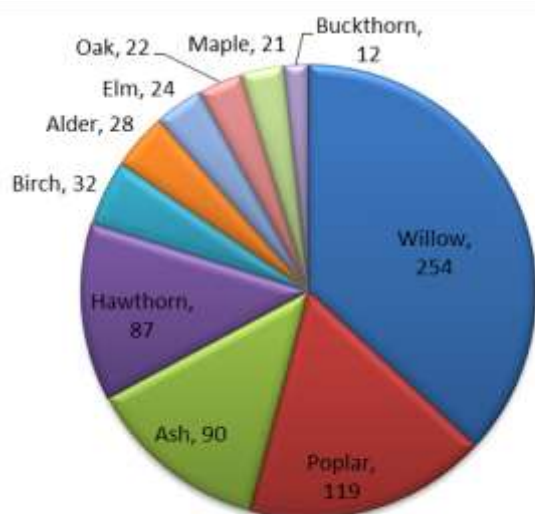
Breakdown of individual tree age and condition

		Condition				
		Veteran	Good	Fair	Poor	Total
Age class	Mature	9	72	36	1	116
	Middle-aged	3	310	185	14	512
	Young	-	52	23	1	76
	Total	12	434	244	16	704

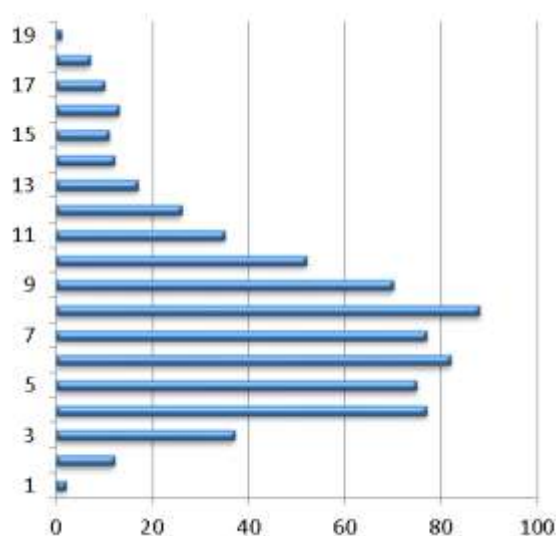
Breakdown of tree group age and condition

		Condition				
		Veteran	Good	Fair	Poor	Total
Age class	Mature	-	12	-	-	12
	Middle-aged	-	54	19	-	73
	Young	-	9	5	-	14
	Total	0	75	24	0	99

Breakdown of individual tree species by genus (top 10)



Breakdown of individual tree height



Section H

Breakdown of total features and measurements

	Number	Measurement
Tree	38	n/a
Group	6	3.31ha
Hedge	44	6.87km

BS 5837 categorisation of trees and groups

	Category A	Category B	Category C	Category U	Total
Tree	4	28	3	3	38
Group	-	-	4	2	6
Total	4	28	7	5	44

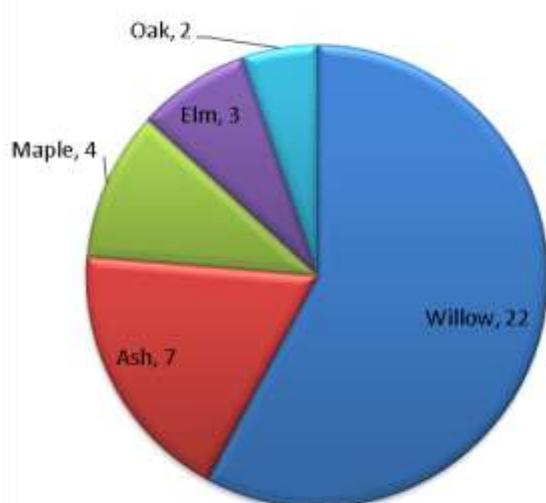
Breakdown of individual tree age and condition

		Condition				
		Veteran	Good	Fair	Poor	Total
Age class	Mature	-	18	2	-	20
	Middle-aged	-	11	4	-	15
	Young	-	-	-	3	3
	Total	0	29	6	3	38

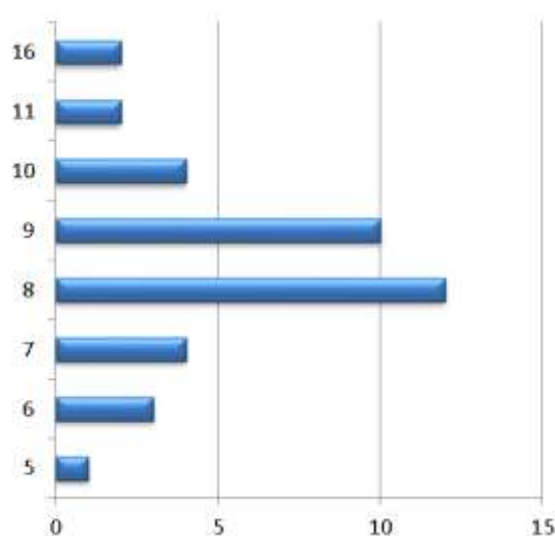
Breakdown of tree group age and condition

		Condition				
		Veteran	Good	Fair	Poor	Total
Age class	Mature	-	-	-	-	0
	Middle-aged	-	-	4	-	4
	Young	-	-	-	2	2
	Total	0	0	4	2	6

Breakdown of individual tree species by genus (top 10)



Breakdown of individual tree height



Appendix 21D – Schedule of Species-specific In-situ Hedgerow Replacement Planting



Hinkley Point C Connection Project Environmental Statement Volume 5.21.2 Appendix 21D Schedule of Species-specific In-situ Hedgerow Replacement Planting

**March 2014
1979.56.006
Version 1**

Genesis Centre
Birchwood Science Park
Warrington
WA3 7BH

T: 01925 844004
F: 01925 844002
E: tep@tep.uk.com
W: www.tep.uk.com



**Hinkley Point C Connection Project
Environmental Statement Volume 5.21.2
Appendix 21D
Schedule of Species-specific In-situ Hedgerow
Replacement Planting
March 2014
1979.56.006
Version 1**

Prepared by:

**TEP
Genesis Centre
Birchwood Science Park
Warrington
WA3 7BH
Tel: 01925 844004
Fax: 01925 844002
e-mail: tep@tep.uk.com**

for

**National Grid House
Warwick Technology Park
Gallows Hill
Warwick
CU34 6DA**

Schedule of Species-specific In-situ Hedgerow Replacement Planting

Hedgerow Ref shown on Figure 2 of Volume 5.21	Woody species recorded during ecological assessments	Important under Hedgerow Regs 1997 (Y/N)	Native Bluebell recorded (Y/N)	Species Specific replacement mixture
939	Hawthorn Blackthorn Dog Rose Elder	N	N	B
936	Hawthorn Blackthorn Dog Rose Elder	N	N	B
940	Blackthorn Grey Willow Hawthorn Ash Willow species English Oak	N	N	A
935	Blackthorn Hawthorn	N	N	A
932	Hawthorn Blackthorn Dog Rose Grey Willow Elder	N	N	A
927	Hawthorn Blackthorn Dog Rose Grey Willow Elder	N	N	A
911	Hawthorn Blackthorn Elder Dog Rose Crack Willow	N	N	B
907	English Elm Elder Blackthorn Ash Hawthorn	N	N	A
899	Hawthorn Blackthorn Dog Rose Field Maple Elder	N	N	A
894	Hawthorn Blackthorn Elder			B

Hedgerow Ref shown on Figure 2 of Volume 5.21	Woody species recorded during ecological assessments	Important under Hedgerow Regs 1997 (Y/N)	Native Bluebell recorded (Y/N)	Species Specific replacement mixture
888	Blackthorn English Elm Hawthorn Hazel	N	N	B
890	Hawthorn Blackthorn Elder English Elm English Oak	N	N	B
884	Hawthorn Blackthorn Elder English Elm English Oak	N	N	B
885	Hawthorn Blackthorn English Elm Elder	N	N	B
880	Blackthorn Hawthorn Elder Ash	N	N	B
881	Blackthorn Ash English Elm	N	N	B
877	Dogwood Blackthorn Hawthorn English Oak Elder English Elm Hazel	Y	Y	B
873	Hawthorn Blackthorn Field Maple Elder English Elm Ash Hazel	Y	Y	C
875	Hawthorn Blackthorn English Elm Field Maple Ash Elder	N	N	B

Hedgerow Ref shown on Figure 2 of Volume 5.21	Woody species recorded during ecological assessments	Important under Hedgerow Regs 1997 (Y/N)	Native Bluebell recorded (Y/N)	Species Specific replacement mixture
862 & 867	Hawthorn English Elm Bindweed species Blackthorn Dog Rose Elder	N	N	C
864 & 858	Hawthorn Blackthorn English Elm Field Maple Ash Elder	N	N	B
857	Hawthorn Blackthorn Field Maple English Elm Ash Dog Rose	N	N	C
T852	Hawthorn Blackthorn Field Maple Hazel Spindle Ash Dog Rose Elder English Elm	Y	Y	D
1486	Hawthorn Blackthorn Field Maple Dogwood Ash English Oak Dog Rose Elder English Elm	Y	Y	C
847	Hawthorn Blackthorn Field Maple Dogwood Hazel Spindle Ash Holly	Y	Y	D

Hedgerow Ref shown on Figure 2 of Volume 5.21	Woody species recorded during ecological assessments	Important under Hedgerow Regs 1997 (Y/N)	Native Bluebell recorded (Y/N)	Species Specific replacement mixture
844	Hawthorn Blackthorn English Elm Dogwood Dog Rose Elder Field Maple Spindle	Y	N	C
845	Blackthorn Hawthorn Field Maple Dog Rose Dogwood Grey Willow	Y	Y	B
843	Blackthorn Hawthorn Ash English Oak Field Maple	Y	Y	B
840	Blackthorn Hawthorn Field Maple English Oak Elder	Y	Y	B
826	Hawthorn Blackthorn Field Maple Ash Grey Willow Hazel Dog Rose	Y	N	A
823	Hawthorn English Elm Blackthorn Dogwood Elder Wych Elm	N	N	B
816	Hazel Dog's Mercury English Elm Dogwood Hawthorn Ash Blackthorn Field Maple Dog Rose Elder Wych Elm Yew	Y	Y	C

Hedgerow Ref shown on Figure 2 of Volume 5.21	Woody species recorded during ecological assessments	Important under Hedgerow Regs 1997 (Y/N)	Native Bluebell recorded (Y/N)	Species Specific replacement mixture
818	Field Maple Dogwood Dog Rose Hazel Hawthorn Ash Blackthorn	Y	Y	C
810	Blackthorn Hawthorn	N	N	B
801	Hawthorn	N	N	B
787	Hawthorn Blackthorn Field Maple Hazel Willow species	N	N	C
786	Hawthorn Blackthorn Wych Elm Ash Hazel	N	N	C
779	Blackthorn Dogwood	?	?	B
777	Hawthorn Blackthorn English Oak Elder	N	N	B
775	Hawthorn Blackthorn English Oak Elder	N	N	B
771	Hawthorn Blackthorn English Oak Elder	N	N	B
768	Hawthorn Blackthorn English Oak Elder Dogwood Field Maple	N	N	C

Hedgerow Ref shown on Figure 2 of Volume 5.21	Woody species recorded during ecological assessments	Important under Hedgerow Regs 1997 (Y/N)	Native Bluebell recorded (Y/N)	Species Specific replacement mixture
768	Hawthorn Blackthorn Field Maple Dogwood Hazel Spindle Dog Rose Elder Ash Holly	Y	Y	D
758	Hazel Field Maple Blackthorn Hawthorn Spindle Dog Rose Elder Ash Dogwood English Elm	Y	Y	C
759	Dogwood Hazel Hawthorn Field Maple Spindle Ash Holly English Elm Elder Blackthorn Wild Privet	Y	Y	D
756	Hawthorn Blackthorn Hazel Spindle Dog Rose Ash Elder English Elm	Y	Y	C

Hedgerow Ref shown on Figure 2 of Volume 5.21	Woody species recorded during ecological assessments	Important under Hedgerow Regs 1997 (Y/N)	Native Bluebell recorded (Y/N)	Species Specific replacement mixture
755	Hawthorn Blackthorn Hazel Field Maple Dogwood Dog Rose Elder Spindle Holly Wych Elm Ash	Y	Y	D
1471	Hawthorn Blackthorn Dog Rose Elder Dogwood Hazel Ash Holly English Oak Field Maple	Y	Y	C
1476	Hornbeam English Elm Hawthorn Dog Rose Dogwood Elder Ash Field Maple	Y	N	C
752	Hazel Blackthorn Hawthorn English Oak Spindle Elder	N	N	B
752	Hawthorn Blackthorn Field Maple Hazel Ash English Oak Dog Rose English Elm	Y	N	C
750 & 749	Blackthorn Hawthorn Wych Elm Field Maple Elder	N	N	C

Hedgerow Ref shown on Figure 2 of Volume 5.21	Woody species recorded during ecological assessments	Important under Hedgerow Regs 1997 (Y/N)	Native Bluebell recorded (Y/N)	Species Specific replacement mixture
731	Blackthorn Hawthorn Bramble Dog Rose English Oak Ash Field Maple Elder	N	N	C
728	Blackthorn Ash Apple Species English Oak Dog Rose Elm species Field Maple	N	N	C
725	Dogwood Blackthorn Hazel Hawthorn Ash English Elm Dog rose Field maple	Y	Y	C
720	Blackthorn Field Maple Dogwood Hazel English Elm Ash Wild Privet Dog rose Field rose Hawthorn	Y	Y	D
698	Hawthorn Blackthorn Ash English Oak Dog Rose Field Maple	Y	Y	B
687	Hawthorn Blackthorn English Oak Dog Rose Ash	Y	Y	B
686 & 683	Hawthorn Blackthorn English Oak Dog Rose Elder English Elm Field Maple	Y	Y	C

Hedgerow Ref shown on Figure 2 of Volume 5.21	Woody species recorded during ecological assessments	Important under Hedgerow Regs 1997 (Y/N)	Native Bluebell recorded (Y/N)	Species Specific replacement mixture
677	Hawthorn Blackthorn Dogwood English Oak Elder English Elm Hazel Ash Dog Rose	Y	Y	C
680	Blackthorn Hawthorn Hazel Dog Rose Ash English Elm Field Maple Elder Small-leaved Lime	Y	Y	D
675	Hawthorn Blackthorn Field Maple Dogwood Ash Dog Rose Wych Elm English Elm White Poplar	N	N	C
681	Hawthorn Field Maple Ash Blackthorn English Oak Dog Rose	Y	N	C
1479	Blackthorn English Oak Dogwood	N	N	B
664	Blackthorn Hawthorn Field Maple Ash Dog Rose Hazel Herb-robert	N	N	C

Hedgerow Ref shown on Figure 2 of Volume 5.21	Woody species recorded during ecological assessments	Important under Hedgerow Regs 1997 (Y/N)	Native Bluebell recorded (Y/N)	Species Specific replacement mixture
665	Blackthorn Hawthorn Field Maple Ash Dog Rose English Elm Blackthorn Hawthorn Ash Dog Rose Dogwood English Elm	N N	N N	C
690	Hawthorn Blackthorn English Oak Dog Rose Field Maple Ash Holly Crack Willow Elder	Y	Y	D
692	Blackthorn Hawthorn Dog Rose Dogwood Hazel English Elm Field Maple Ash	Y	Y	C
Total:			70 hedges	